SYNCHRO TRAFFIC SIMULATION OUTPUT FILES

APPENDIX E

HCM 2010 Signalized Intersection Summary
3: FM 1560 & Galm/Shaenfield

05/31/2020

Movement	EBL	EBT	EBR	WBL	WBT	WBR	NBL	NBT	NBR	SBL	SBT	SBR
Lane Configurations												
Traffic Volume (veh/h)	341	698	82	140	385	284	159	429	57	200	161	193
Future Volume (veh/h)	341	698	82	140	385	284	159	429	57	200	161	193
Number	7	4	14	3	8	18	5	2	12	1	6	16
Initial Q (Qb), veh	0	0	0	0	0	0	0	0	0	0	0	0
Ped-Bike Adj(A_pbT)	1.00		1.00	1.00		1.00	1.00		1.00	1.00		1.00
Parking Bus, Adj	1.00	1.00	1.00	1.00	1.00	1.00	1.00	1.00	1.00	1.00	1.00	1.00
Adj Sat Flow, veh/h/ln	1863	1863	1900	1863	1863	1900	1863	1863	1900	1863	1863	1900
Adj Flow Rate, veh/h	371	759	89	152	418	309	173	466	0	217	175	210
Adj No. of Lanes	1	2	0	1	2	0	1	1	0	1	1	0
Peak Hour Factor	0.92	0.92	0.92	0.92	0.92	0.92	0.92	0.92	0.92	0.92	0.92	0.92
Percent Heavy Veh, %	2	2	2	2	2	2	2	2	2	2	2	2
Cap, veh/h	320	912	107	296	557	409	331	532	0	299	221	265
Arrive On Green	0.07	0.29	0.29	0.07	0.29	0.29	0.07	0.29	0.00	0.07	0.29	0.29
Sat Flow, veh/h	1774	3192	374	1774	1950	1430	1774	1863	0	1774	772	927
Grp Volume(v), veh/h	371	421	427	152	379	348	173	466	0	217	0	385
Grp Sat Flow(s),veh/h/ln	1774	1770	1797	1774	1770	1610	1774	1863	0	1774	0	1699
Q Serve(g_s), s	4.0	12.5	12.5	3.4	10.9	11.0	3.9	13.3	0.0	4.0	0.0	11.7
Cycle Q Clear(g_c), s	4.0	12.5	12.5	3.4	10.9	11.0	3.9	13.3	0.0	4.0	0.0	11.7
Prop In Lane	1.00		0.21	1.00		0.89	1.00		0.00	1.00		0.55
Lane Grp Cap(c), veh/h	320	506	513	296	506	460	331	532	0	299	0	485
V/C Ratio(X)	1.16	0.83	0.83	0.51	0.75	0.76	0.52	0.88	0.00	0.73	0.00	0.79
Avail Cap(c_a), veh/h	320	506	513	296	506	460	331	532	0	299	0	485
HCM Platoon Ratio	1.00	1.00	1.00	1.00	1.00	1.00	1.00	1.00	1.00	1.00	1.00	1.00
Upstream Filter(I)	1.00	1.00	1.00	1.00	1.00	1.00	1.00	1.00	0.00	1.00	0.00	1.00
Uniform Delay (d), s/veh	20.4	18.7	18.7	14.5	18.2	18.2	14.3	19.1	0.0	17.2	0.0	18.5
Incr Delay (d2), s/veh	101.3	14.8	14.6	6.2	9.8	11.0	5.8	18.0	0.0	14.3	0.0	12.5
Initial Q Delay(d3),s/veh	0.0	0.0	0.0	0.0	0.0	0.0	0.0	0.0	0.0	0.0	0.0	0.0
%ile BackOfQ(50%),veh/ln	15.5	8.1	8.3	2.1	6.6	6.2	2.4	9.5	0.0	3.5	0.0	7.1
LnGrp Delay(d),s/veh	121.7	33.5	33.3	20.7	28.0	29.3	20.1	37.1	0.0	31.5	0.0	31.0
LnGrp LOS	F	C	C	C	C	C	C	D		C		C
Approach Vol, veh/h		1219			879			639			602	
Approach Delay, s/veh		60.3			27.2			32.5			31.2	
Approach LOS		E			C			C			C	

Timer	1	2	3	4	5	6	7	8
Assigned Phs	1	2	3	4	5	6	7	8
Phs Duration (G+Y+Rc), s	8.0	20.0	8.0	20.0	8.0	20.0	8.0	20.0
Change Period (Y+Rc), s	4.0	4.0	4.0	4.0	4.0	4.0	4.0	4.0
Max Green Setting (Gmax), s	4.0	16.0	4.0	16.0	4.0	16.0	4.0	16.0
Max Q Clear Time (g_c+I1), s	6.0	15.3	5.4	14.5	5.9	13.7	6.0	13.0
Green Ext Time (p_c), s	0.0	0.2	0.0	0.8	0.0	0.5	0.0	1.3

Intersection Summary	
HCM 2010 Ctrl Delay	41.0
HCM 2010 LOS	D

HCM 2010 Signalized Intersection Summary
3: FM 1560 & Galm/Shaenfield

05/31/2020

Movement	EBL	EBT	EBR	WBL	WBT	WBR	NBL	NBT	NBR	SBL	SBT	SBR
Lane Configurations												
Traffic Volume (veh/h)	131	587	68	274	749	57	192	205	139	225	310	284
Future Volume (veh/h)	131	587	68	274	749	57	192	205	139	225	310	284
Number	7	4	14	3	8	18	5	2	12	1	6	16
Initial Q (Qb), veh	0	0	0	0	0	0	0	0	0	0	0	0
Ped-Bike Adj(A_pbT)	1.00		1.00	1.00		1.00	1.00		1.00	1.00		1.00
Parking Bus, Adj	1.00	1.00	1.00	1.00	1.00	1.00	1.00	1.00	1.00	1.00	1.00	1.00
Adj Sat Flow, veh/h/ln	1863	1863	1900	1863	1863	1900	1863	1863	1900	1863	1863	1900
Adj Flow Rate, veh/h	142	638	74	298	814	62	209	223	0	245	337	309
Adj No. of Lanes	1	2	0	1	2	0	1	1	0	1	1	0
Peak Hour Factor	0.92	0.92	0.92	0.92	0.92	0.92	0.92	0.92	0.92	0.92	0.92	0.92
Percent Heavy Veh, %	2	2	2	2	2	2	2	2	2	2	2	2
Cap, veh/h	290	913	106	334	952	73	255	532	0	473	256	235
Arrive On Green	0.07	0.29	0.29	0.07	0.29	0.29	0.07	0.29	0.00	0.07	0.29	0.29
Sat Flow, veh/h	1774	3197	370	1774	3334	254	1774	1863	0	1774	896	822
Grp Volume(v), veh/h	142	353	359	298	432	444	209	223	0	245	0	646
Grp Sat Flow(s),veh/h/ln	1774	1770	1797	1774	1770	1818	1774	1863	0	1774	0	1718
Q Serve(g_s), s	3.1	10.0	10.0	4.0	12.9	12.9	4.0	5.4	0.0	4.0	0.0	16.0
Cycle Q Clear(g_c), s	3.1	10.0	10.0	4.0	12.9	12.9	4.0	5.4	0.0	4.0	0.0	16.0
Prop In Lane	1.00		0.21	1.00		0.14	1.00		0.00	1.00		0.48
Lane Grp Cap(c), veh/h	290	506	514	334	506	519	255	532	0	473	0	491
V/C Ratio(X)	0.49	0.70	0.70	0.89	0.85	0.85	0.82	0.42	0.00	0.52	0.00	1.32
Avail Cap(c_a), veh/h	290	506	514	334	506	519	255	532	0	473	0	491
HCM Platoon Ratio	1.00	1.00	1.00	1.00	1.00	1.00	1.00	1.00	1.00	1.00	1.00	1.00
Upstream Filter(I)	1.00	1.00	1.00	1.00	1.00	1.00	1.00	1.00	0.00	1.00	0.00	1.00
Uniform Delay (d), s/veh	14.5	17.8	17.9	19.6	18.9	18.9	17.1	16.2	0.0	15.2	0.0	20.0
Incr Delay (d2), s/veh	5.8	7.8	7.7	28.1	16.7	16.3	24.5	2.4	0.0	4.0	0.0	156.2
Initial Q Delay(d3),s/veh	0.0	0.0	0.0	0.0	0.0	0.0	0.0	0.0	0.0	0.0	0.0	0.0
%ile BackOfQ(50%),veh/ln	2.0	5.9	6.0	5.8	8.6	8.8	3.9	3.1	0.0	3.1	0.0	28.8
LnGrp Delay(d),s/veh	20.3	25.6	25.6	47.7	35.6	35.2	41.6	18.6	0.0	19.3	0.0	176.2
LnGrp LOS	C	C	C	D	D	D	D	B		B		F
Approach Vol, veh/h		854			1174			432			891	
Approach Delay, s/veh		24.7			38.5			29.7			133.1	
Approach LOS		C			D			C			F	

Timer	1	2	3	4	5	6	7	8
Assigned Phs	1	2	3	4	5	6	7	8
Phs Duration (G+Y+Rc), s	8.0	20.0	8.0	20.0	8.0	20.0	8.0	20.0
Change Period (Y+Rc), s	4.0	4.0	4.0	4.0	4.0	4.0	4.0	4.0
Max Green Setting (Gmax), s	4.0	16.0	4.0	16.0	4.0	16.0	4.0	16.0
Max Q Clear Time (g_c+I1), s	6.0	7.4	6.0	12.0	6.0	18.0	5.1	14.9
Green Ext Time (p_c), s	0.0	0.7	0.0	1.6	0.0	0.0	0.0	0.6

Intersection Summary	
HCM 2010 Ctrl Delay	59.0
HCM 2010 LOS	E

HCM 2010 Signalized Intersection Summary
3: FM 1560 & Galm/Shaenfield

05/31/2020

Movement	EBL	EBT	EBR	WBL	WBT	WBR	NBL	NBT	NBR	SBL	SBT	SBR
Lane Configurations												
Traffic Volume (veh/h)	384	785	92	157	433	319	179	483	64	225	181	217
Future Volume (veh/h)	384	785	92	157	433	319	179	483	64	225	181	217
Number	7	4	14	3	8	18	5	2	12	1	6	16
Initial Q (Qb), veh	0	0	0	0	0	0	0	0	0	0	0	0
Ped-Bike Adj(A_pbT)	1.00		1.00	1.00		1.00	1.00		1.00	1.00		1.00
Parking Bus, Adj	1.00	1.00	1.00	1.00	1.00	1.00	1.00	1.00	1.00	1.00	1.00	1.00
Adj Sat Flow, veh/h/ln	1863	1863	1900	1863	1863	1863	1863	1863	1900	1863	1863	1863
Adj Flow Rate, veh/h	417	853	100	171	471	347	195	525	0	245	197	236
Adj No. of Lanes	1	2	0	1	2	1	1	2	0	1	2	1
Peak Hour Factor	0.92	0.92	0.92	0.92	0.92	0.92	0.92	0.92	0.92	0.92	0.92	0.92
Percent Heavy Veh, %	2	2	2	2	2	2	2	2	2	2	2	2
Cap, veh/h	372	912	107	270	1011	452	487	1011	0	396	1011	452
Arrive On Green	0.07	0.29	0.29	0.07	0.29	0.29	0.07	0.29	0.00	0.07	0.29	0.29
Sat Flow, veh/h	1774	3192	374	1774	3539	1583	1774	3632	0	1774	3539	1583
Grp Volume(v), veh/h	417	473	480	171	471	347	195	525	0	245	197	236
Grp Sat Flow(s),veh/h/ln	1774	1770	1797	1774	1770	1583	1774	1770	0	1774	1770	1583
Q Serve(g_s), s	4.0	14.6	14.6	3.8	6.1	11.2	4.0	7.0	0.0	4.0	2.4	7.0
Cycle Q Clear(g_c), s	4.0	14.6	14.6	3.8	6.1	11.2	4.0	7.0	0.0	4.0	2.4	7.0
Prop In Lane	1.00		0.21	1.00		1.00	1.00		0.00	1.00		1.00
Lane Grp Cap(c), veh/h	372	506	513	270	1011	452	487	1011	0	396	1011	452
V/C Ratio(X)	1.12	0.94	0.94	0.63	0.47	0.77	0.40	0.52	0.00	0.62	0.19	0.52
Avail Cap(c_a), veh/h	372	506	513	270	1011	452	487	1011	0	396	1011	452
HCM Platoon Ratio	1.00	1.00	1.00	1.00	1.00	1.00	1.00	1.00	1.00	1.00	1.00	1.00
Upstream Filter(I)	1.00	1.00	1.00	1.00	1.00	1.00	1.00	1.00	0.00	1.00	1.00	1.00
Uniform Delay (d), s/veh	20.3	19.5	19.5	15.0	16.5	18.3	13.3	16.8	0.0	16.2	15.1	16.8
Incr Delay (d2), s/veh	83.1	26.8	26.5	10.8	1.5	11.8	2.4	1.9	0.0	7.1	0.4	4.3
Initial Q Delay(d3),s/veh	0.0	0.0	0.0	0.0	0.0	0.0	0.0	0.0	0.0	0.0	0.0	0.0
%ile BackOfQ(50%),veh/ln	8.6	10.9	11.0	2.6	3.2	6.3	2.4	3.6	0.0	3.4	1.2	3.6
LnGrp Delay(d),s/veh	103.4	46.3	46.0	25.8	18.0	30.1	15.7	18.7	0.0	23.3	15.6	21.0
LnGrp LOS	F	D	D	C	B	C	B	B		C	B	C
Approach Vol, veh/h		1370			989			720			678	
Approach Delay, s/veh		63.6			23.6			17.9			20.2	
Approach LOS		E			C			B			C	

Timer	1	2	3	4	5	6	7	8
Assigned Phs	1	2	3	4	5	6	7	8
Phs Duration (G+Y+Rc), s	8.0	20.0	8.0	20.0	8.0	20.0	8.0	20.0
Change Period (Y+Rc), s	4.0	4.0	4.0	4.0	4.0	4.0	4.0	4.0
Max Green Setting (Gmax), s	4.0	16.0	4.0	16.0	4.0	16.0	4.0	16.0
Max Q Clear Time (g_c+I1), s	6.0	9.0	5.8	16.6	6.0	9.0	6.0	13.2
Green Ext Time (p_c), s	0.0	2.0	0.0	0.0	0.0	1.2	0.0	1.2

Intersection Summary	
HCM 2010 Ctrl Delay	36.5
HCM 2010 LOS	D

HCM 2010 Signalized Intersection Summary
3: FM 1560 & Galm/Shaenfield

05/31/2020

Movement	EBL	EBT	EBR	WBL	WBT	WBR	NBL	NBT	NBR	SBL	SBT	SBR
Lane Configurations												
Traffic Volume (veh/h)	147	660	76	308	843	64	216	231	156	253	349	319
Future Volume (veh/h)	147	660	76	308	843	64	216	231	156	253	349	319
Number	7	4	14	3	8	18	5	2	12	1	6	16
Initial Q (Qb), veh	0	0	0	0	0	0	0	0	0	0	0	0
Ped-Bike Adj(A_pbT)	1.00		1.00	1.00		1.00	1.00		1.00	1.00		1.00
Parking Bus, Adj	1.00	1.00	1.00	1.00	1.00	1.00	1.00	1.00	1.00	1.00	1.00	1.00
Adj Sat Flow, veh/h/ln	1863	1863	1900	1863	1863	1863	1863	1863	1900	1863	1863	1863
Adj Flow Rate, veh/h	160	717	83	335	916	70	235	251	0	275	379	347
Adj No. of Lanes	1	2	0	1	2	1	1	2	0	1	2	1
Peak Hour Factor	0.92	0.92	0.92	0.92	0.92	0.92	0.92	0.92	0.92	0.92	0.92	0.92
Percent Heavy Veh, %	2	2	2	2	2	2	2	2	2	2	2	2
Cap, veh/h	276	913	106	309	1011	452	400	1011	0	515	1011	452
Arrive On Green	0.07	0.29	0.29	0.07	0.29	0.29	0.07	0.29	0.00	0.07	0.29	0.29
Sat Flow, veh/h	1774	3197	370	1774	3539	1583	1774	3632	0	1774	3539	1583
Grp Volume(v), veh/h	160	397	403	335	916	70	235	251	0	275	379	347
Grp Sat Flow(s),veh/h/ln	1774	1770	1797	1774	1770	1583	1774	1770	0	1774	1770	1583
Q Serve(g_s), s	3.6	11.6	11.6	4.0	14.0	1.9	4.0	3.1	0.0	4.0	4.8	11.2
Cycle Q Clear(g_c), s	3.6	11.6	11.6	4.0	14.0	1.9	4.0	3.1	0.0	4.0	4.8	11.2
Prop In Lane	1.00		0.21	1.00		1.00	1.00		0.00	1.00		1.00
Lane Grp Cap(c), veh/h	276	506	514	309	1011	452	400	1011	0	515	1011	452
V/C Ratio(X)	0.58	0.78	0.79	1.08	0.91	0.15	0.59	0.25	0.00	0.53	0.37	0.77
Avail Cap(c_a), veh/h	276	506	514	309	1011	452	400	1011	0	515	1011	452
HCM Platoon Ratio	1.00	1.00	1.00	1.00	1.00	1.00	1.00	1.00	1.00	1.00	1.00	1.00
Upstream Filter(I)	1.00	1.00	1.00	1.00	1.00	1.00	1.00	1.00	0.00	1.00	1.00	1.00
Uniform Delay (d), s/veh	14.9	18.4	18.4	20.2	19.3	14.9	15.2	15.4	0.0	15.1	16.0	18.3
Incr Delay (d2), s/veh	8.6	11.6	11.5	75.7	13.1	0.7	6.2	0.6	0.0	3.9	1.1	11.8
Initial Q Delay(d3),s/veh	0.0	0.0	0.0	0.0	0.0	0.0	0.0	0.0	0.0	0.0	0.0	0.0
%ile BackOfQ(50%),veh/ln	2.3	7.2	7.3	12.7	8.6	0.9	3.2	1.5	0.0	3.5	2.5	6.3
LnGrp Delay(d),s/veh	23.5	30.0	29.9	96.0	32.4	15.7	21.3	16.0	0.0	19.0	17.1	30.1
LnGrp LOS	C	C	C	F	C	B	C	B		B	B	C
Approach Vol, veh/h		960			1321			486			1001	
Approach Delay, s/veh		28.9			47.6			18.6			22.1	
Approach LOS		C			D			B			C	

Timer	1	2	3	4	5	6	7	8
Assigned Phs	1	2	3	4	5	6	7	8
Phs Duration (G+Y+Rc), s	8.0	20.0	8.0	20.0	8.0	20.0	8.0	20.0
Change Period (Y+Rc), s	4.0	4.0	4.0	4.0	4.0	4.0	4.0	4.0
Max Green Setting (Gmax), s	4.0	16.0	4.0	16.0	4.0	16.0	4.0	16.0
Max Q Clear Time (g_c+I1), s	6.0	5.1	6.0	13.6	6.0	13.2	5.6	16.0
Green Ext Time (p_c), s	0.0	1.1	0.0	1.2	0.0	1.1	0.0	0.0

Intersection Summary	
HCM 2010 Ctrl Delay	32.3
HCM 2010 LOS	C

HCM 2010 Signalized Intersection Summary
3: FM 1560 & Galm/Shaenfield

05/31/2020

Movement	EBL	EBT	EBR	WBL	WBT	WBR	NBL	NBT	NBR	SBL	SBT	SBR
Lane Configurations												
Traffic Volume (veh/h)	384	805	102	157	439	325	182	487	64	246	197	217
Future Volume (veh/h)	384	805	102	157	439	325	182	487	64	246	197	217
Number	7	4	14	3	8	18	5	2	12	1	6	16
Initial Q (Qb), veh	0	0	0	0	0	0	0	0	0	0	0	0
Ped-Bike Adj(A_pbT)	1.00		1.00	1.00		1.00	1.00		1.00	1.00		1.00
Parking Bus, Adj	1.00	1.00	1.00	1.00	1.00	1.00	1.00	1.00	1.00	1.00	1.00	1.00
Adj Sat Flow, veh/h/ln	1863	1863	1900	1863	1863	1863	1863	1863	1900	1863	1863	1863
Adj Flow Rate, veh/h	417	875	111	171	477	353	198	529	0	267	214	236
Adj No. of Lanes	1	2	0	1	2	1	1	2	0	1	2	1
Peak Hour Factor	0.92	0.92	0.92	0.92	0.92	0.92	0.92	0.92	0.92	0.92	0.92	0.92
Percent Heavy Veh, %	2	2	2	2	2	2	2	2	2	2	2	2
Cap, veh/h	370	903	115	262	1011	452	480	1011	0	395	1011	452
Arrive On Green	0.07	0.29	0.29	0.07	0.29	0.29	0.07	0.29	0.00	0.07	0.29	0.29
Sat Flow, veh/h	1774	3161	401	1774	3539	1583	1774	3632	0	1774	3539	1583
Grp Volume(v), veh/h	417	490	496	171	477	353	198	529	0	267	214	236
Grp Sat Flow(s),veh/h/ln	1774	1770	1792	1774	1770	1583	1774	1770	0	1774	1770	1583
Q Serve(g_s), s	4.0	15.3	15.3	3.8	6.2	11.5	4.0	7.0	0.0	4.0	2.6	7.0
Cycle Q Clear(g_c), s	4.0	15.3	15.3	3.8	6.2	11.5	4.0	7.0	0.0	4.0	2.6	7.0
Prop In Lane	1.00		0.22	1.00		1.00	1.00		0.00	1.00		1.00
Lane Grp Cap(c), veh/h	370	506	512	262	1011	452	480	1011	0	395	1011	452
V/C Ratio(X)	1.13	0.97	0.97	0.65	0.47	0.78	0.41	0.52	0.00	0.68	0.21	0.52
Avail Cap(c_a), veh/h	370	506	512	262	1011	452	480	1011	0	395	1011	452
HCM Platoon Ratio	1.00	1.00	1.00	1.00	1.00	1.00	1.00	1.00	1.00	1.00	1.00	1.00
Upstream Filter(I)	1.00	1.00	1.00	1.00	1.00	1.00	1.00	1.00	0.00	1.00	1.00	1.00
Uniform Delay (d), s/veh	20.3	19.8	19.8	15.1	16.5	18.4	13.4	16.8	0.0	17.1	15.2	16.8
Incr Delay (d2), s/veh	85.8	33.0	32.8	11.9	1.6	12.5	2.6	1.9	0.0	9.0	0.5	4.3
Initial Q Delay(d3),s/veh	0.0	0.0	0.0	0.0	0.0	0.0	0.0	0.0	0.0	0.0	0.0	0.0
%ile BackOfQ(50%),veh/ln	8.8	12.0	12.1	2.7	3.3	6.6	2.4	3.7	0.0	3.8	1.3	3.6
LnGrp Delay(d),s/veh	106.1	52.8	52.5	27.0	18.1	30.9	16.0	18.7	0.0	26.1	15.7	21.0
LnGrp LOS	F	D	D	C	B	C	B	B		C	B	C
Approach Vol, veh/h		1403			1001			727			717	
Approach Delay, s/veh		68.5			24.1			18.0			21.3	
Approach LOS		E			C			B			C	

Timer	1	2	3	4	5	6	7	8
Assigned Phs	1	2	3	4	5	6	7	8
Phs Duration (G+Y+Rc), s	8.0	20.0	8.0	20.0	8.0	20.0	8.0	20.0
Change Period (Y+Rc), s	4.0	4.0	4.0	4.0	4.0	4.0	4.0	4.0
Max Green Setting (Gmax), s	4.0	16.0	4.0	16.0	4.0	16.0	4.0	16.0
Max Q Clear Time (g_c+I1), s	6.0	9.0	5.8	17.3	6.0	9.0	6.0	13.5
Green Ext Time (p_c), s	0.0	2.0	0.0	0.0	0.0	1.3	0.0	1.1

Intersection Summary	
HCM 2010 Ctrl Delay	38.6
HCM 2010 LOS	D

HCM 2010 TWSC
1: FM 1560 & Driveway No. 1

05/31/2020

Intersection	
Int Delay, s/veh	0.8

Movement	EBL	EBR	NBL	NBT	SBT	SBR
Lane Configurations						
Traffic Vol, veh/h	25	37	10	1186	623	8
Future Vol, veh/h	25	37	10	1186	623	8
Conflicting Peds, #/hr	0	0	0	0	0	0
Sign Control	Stop	Stop	Free	Free	Free	Free
RT Channelized	-	None	-	None	-	None
Storage Length	0	-	250	-	-	0
Veh in Median Storage, #	0	-	-	0	0	-
Grade, %	0	-	-	0	0	-
Peak Hour Factor	92	92	92	92	92	92
Heavy Vehicles, %	2	2	2	2	2	2
Mvmt Flow	27	40	11	1289	677	9

Major/Minor	Minor2		Major1		Major2	
Conflicting Flow All	1344	339	686	0	-	0
Stage 1	677	-	-	-	-	-
Stage 2	667	-	-	-	-	-
Critical Hdwy	6.84	6.94	4.14	-	-	-
Critical Hdwy Stg 1	5.84	-	-	-	-	-
Critical Hdwy Stg 2	5.84	-	-	-	-	-
Follow-up Hdwy	3.52	3.32	2.22	-	-	-
Pot Cap-1 Maneuver	143	657	904	-	-	-
Stage 1	466	-	-	-	-	-
Stage 2	472	-	-	-	-	-
Platoon blocked, %				-	-	-
Mov Cap-1 Maneuver	141	657	904	-	-	-
Mov Cap-2 Maneuver	141	-	-	-	-	-
Stage 1	460	-	-	-	-	-
Stage 2	472	-	-	-	-	-

Approach	EB	NB	SB
HCM Control Delay, s	23.2	0.1	0
HCM LOS	C		

Minor Lane/Major Mvmt	NBL	NBT	EBLn1	SBT	SBR
Capacity (veh/h)	904	-	265	-	-
HCM Lane V/C Ratio	0.012	-	0.254	-	-
HCM Control Delay (s)	9	-	23.2	-	-
HCM Lane LOS	A	-	C	-	-
HCM 95th %tile Q(veh)	0	-	1	-	-

Intersection	
Int Delay, s/veh	1

Movement	EBL	EBT	WBT	WBR	SBL	SBR
Lane Configurations						
Traffic Vol, veh/h	3	1261	829	9	30	10
Future Vol, veh/h	3	1261	829	9	30	10
Conflicting Peds, #/hr	0	0	0	0	0	0
Sign Control	Free	Free	Free	Free	Stop	Stop
RT Channelized	-	None	-	None	-	None
Storage Length	-	-	-	-	0	-
Veh in Median Storage, #	-	0	0	-	0	-
Grade, %	-	0	0	-	0	-
Peak Hour Factor	92	92	92	92	92	92
Heavy Vehicles, %	2	2	2	2	2	2
Mvmt Flow	3	1371	901	10	33	11

Major/Minor	Major1		Major2		Minor2	
Conflicting Flow All	911	0	-	0	1598	456
Stage 1	-	-	-	-	906	-
Stage 2	-	-	-	-	692	-
Critical Hdwy	4.14	-	-	-	6.84	6.94
Critical Hdwy Stg 1	-	-	-	-	5.84	-
Critical Hdwy Stg 2	-	-	-	-	5.84	-
Follow-up Hdwy	2.22	-	-	-	3.52	3.32
Pot Cap-1 Maneuver	743	-	-	-	97	551
Stage 1	-	-	-	-	355	-
Stage 2	-	-	-	-	458	-
Platoon blocked, %		-	-	-		
Mov Cap-1 Maneuver	743	-	-	-	95	551
Mov Cap-2 Maneuver	-	-	-	-	95	-
Stage 1	-	-	-	-	349	-
Stage 2	-	-	-	-	458	-

Approach	EB	WB	SB
HCM Control Delay, s	0.1	0	51.1
HCM LOS			F

Minor Lane/Major Mvmt	EBL	EBT	WBT	WBR	SBLn1
Capacity (veh/h)	743	-	-	-	120
HCM Lane V/C Ratio	0.004	-	-	-	0.362
HCM Control Delay (s)	9.9	0.1	-	-	51.1
HCM Lane LOS	A	A	-	-	F
HCM 95th %tile Q(veh)	0	-	-	-	1.5

HCM 2010 Signalized Intersection Summary
3: FM 1560 & Galm/Shaenfield

05/31/2020

Movement	EBL	EBT	EBR	WBL	WBT	WBR	NBL	NBT	NBR	SBL	SBT	SBR
Lane Configurations												
Traffic Volume (veh/h)	147	672	82	308	864	84	226	246	156	265	358	319
Future Volume (veh/h)	147	672	82	308	864	84	226	246	156	265	358	319
Number	7	4	14	3	8	18	5	2	12	1	6	16
Initial Q (Qb), veh	0	0	0	0	0	0	0	0	0	0	0	0
Ped-Bike Adj(A_pbT)	1.00		1.00	1.00		1.00	1.00		1.00	1.00		1.00
Parking Bus, Adj	1.00	1.00	1.00	1.00	1.00	1.00	1.00	1.00	1.00	1.00	1.00	1.00
Adj Sat Flow, veh/h/ln	1863	1863	1900	1863	1863	1863	1863	1863	1900	1863	1863	1863
Adj Flow Rate, veh/h	160	730	89	335	939	91	246	267	0	288	389	347
Adj No. of Lanes	1	2	0	1	2	1	1	2	0	1	2	1
Peak Hour Factor	0.92	0.92	0.92	0.92	0.92	0.92	0.92	0.92	0.92	0.92	0.92	0.92
Percent Heavy Veh, %	2	2	2	2	2	2	2	2	2	2	2	2
Cap, veh/h	270	908	111	303	1011	452	397	1011	0	507	1011	452
Arrive On Green	0.07	0.29	0.29	0.07	0.29	0.29	0.07	0.29	0.00	0.07	0.29	0.29
Sat Flow, veh/h	1774	3177	387	1774	3539	1583	1774	3632	0	1774	3539	1583
Grp Volume(v), veh/h	160	406	413	335	939	91	246	267	0	288	389	347
Grp Sat Flow(s),veh/h/ln	1774	1770	1794	1774	1770	1583	1774	1770	0	1774	1770	1583
Q Serve(g_s), s	3.6	11.9	11.9	4.0	14.4	2.4	4.0	3.3	0.0	4.0	4.9	11.2
Cycle Q Clear(g_c), s	3.6	11.9	11.9	4.0	14.4	2.4	4.0	3.3	0.0	4.0	4.9	11.2
Prop In Lane	1.00		0.22	1.00		1.00	1.00		0.00	1.00		1.00
Lane Grp Cap(c), veh/h	270	506	513	303	1011	452	397	1011	0	507	1011	452
V/C Ratio(X)	0.59	0.80	0.80	1.10	0.93	0.20	0.62	0.26	0.00	0.57	0.38	0.77
Avail Cap(c_a), veh/h	270	506	513	303	1011	452	397	1011	0	507	1011	452
HCM Platoon Ratio	1.00	1.00	1.00	1.00	1.00	1.00	1.00	1.00	1.00	1.00	1.00	1.00
Upstream Filter(I)	1.00	1.00	1.00	1.00	1.00	1.00	1.00	1.00	0.00	1.00	1.00	1.00
Uniform Delay (d), s/veh	14.9	18.5	18.6	20.2	19.4	15.2	15.7	15.5	0.0	15.5	16.0	18.3
Incr Delay (d2), s/veh	9.2	12.8	12.6	82.5	15.6	1.0	7.1	0.6	0.0	4.6	1.1	11.8
Initial Q Delay(d3),s/veh	0.0	0.0	0.0	0.0	0.0	0.0	0.0	0.0	0.0	0.0	0.0	0.0
%ile BackOfQ(50%),veh/ln	2.4	7.5	7.6	13.0	9.2	1.2	3.4	1.7	0.0	3.7	2.5	6.3
LnGrp Delay(d),s/veh	24.1	31.3	31.2	102.6	35.0	16.2	22.7	16.1	0.0	20.0	17.2	30.1
LnGrp LOS	C	C	C	F	D	B	C	B		C	B	C
Approach Vol, veh/h		979			1365			513			1024	
Approach Delay, s/veh		30.1			50.4			19.3			22.3	
Approach LOS		C			D			B			C	

Timer	1	2	3	4	5	6	7	8
Assigned Phs	1	2	3	4	5	6	7	8
Phs Duration (G+Y+Rc), s	8.0	20.0	8.0	20.0	8.0	20.0	8.0	20.0
Change Period (Y+Rc), s	4.0	4.0	4.0	4.0	4.0	4.0	4.0	4.0
Max Green Setting (Gmax), s	4.0	16.0	4.0	16.0	4.0	16.0	4.0	16.0
Max Q Clear Time (g_c+I1), s	6.0	5.3	6.0	13.9	6.0	13.2	5.6	16.4
Green Ext Time (p_c), s	0.0	1.2	0.0	1.1	0.0	1.1	0.0	0.0

Intersection Summary	
HCM 2010 Ctrl Delay	33.7
HCM 2010 LOS	C

HCM 2010 TWSC
1: FM 1560 & Driveway No. 1

05/31/2020

Intersection	
Int Delay, s/veh	0.8

Movement	EBL	EBR	NBL	NBT	SBT	SBR
Lane Configurations						
Traffic Vol, veh/h	15	21	35	442	941	25
Future Vol, veh/h	15	21	35	442	941	25
Conflicting Peds, #/hr	0	0	0	0	0	0
Sign Control	Stop	Stop	Free	Free	Free	Free
RT Channelized	-	None	-	None	-	None
Storage Length	0	-	250	-	-	0
Veh in Median Storage, #	0	-	-	0	0	-
Grade, %	0	-	-	0	0	-
Peak Hour Factor	92	92	92	92	92	92
Heavy Vehicles, %	2	2	2	2	2	2
Mvmt Flow	16	23	38	480	1023	27

Major/Minor	Minor2		Major1		Major2	
Conflicting Flow All	1339	512	1050	0	-	0
Stage 1	1023	-	-	-	-	-
Stage 2	316	-	-	-	-	-
Critical Hdwy	6.84	6.94	4.14	-	-	-
Critical Hdwy Stg 1	5.84	-	-	-	-	-
Critical Hdwy Stg 2	5.84	-	-	-	-	-
Follow-up Hdwy	3.52	3.32	2.22	-	-	-
Pot Cap-1 Maneuver	144	507	659	-	-	-
Stage 1	308	-	-	-	-	-
Stage 2	712	-	-	-	-	-
Platoon blocked, %				-	-	-
Mov Cap-1 Maneuver	136	507	659	-	-	-
Mov Cap-2 Maneuver	136	-	-	-	-	-
Stage 1	290	-	-	-	-	-
Stage 2	712	-	-	-	-	-

Approach	EB	NB	SB
HCM Control Delay, s	23.2	0.8	0
HCM LOS	C		

Minor Lane/Major Mvmt	NBL	NBT	EBLn1	SBT	SBR
Capacity (veh/h)	659	-	237	-	-
HCM Lane V/C Ratio	0.058	-	0.165	-	-
HCM Control Delay (s)	10.8	-	23.2	-	-
HCM Lane LOS	B	-	C	-	-
HCM 95th %tile Q(veh)	0.2	-	0.6	-	-

Intersection	
Int Delay, s/veh	1.2

Movement	EBL	EBT	WBT	WBR	SBL	SBR
Lane Configurations						
Traffic Vol, veh/h	10	883	1378	31	18	6
Future Vol, veh/h	10	883	1378	31	18	6
Conflicting Peds, #/hr	0	0	0	0	0	0
Sign Control	Free	Free	Free	Free	Stop	Stop
RT Channelized	-	None	-	None	-	None
Storage Length	-	-	-	-	0	-
Veh in Median Storage, #	-	0	0	-	0	-
Grade, %	-	0	0	-	0	-
Peak Hour Factor	92	92	92	92	92	92
Heavy Vehicles, %	2	2	2	2	2	2
Mvmt Flow	11	960	1498	34	20	7

Major/Minor	Major1		Major2		Minor2	
Conflicting Flow All	1532	0	-	0	2017	766
Stage 1	-	-	-	-	1515	-
Stage 2	-	-	-	-	502	-
Critical Hdwy	4.14	-	-	-	6.84	6.94
Critical Hdwy Stg 1	-	-	-	-	5.84	-
Critical Hdwy Stg 2	-	-	-	-	5.84	-
Follow-up Hdwy	2.22	-	-	-	3.52	3.32
Pot Cap-1 Maneuver	430	-	-	-	51	345
Stage 1	-	-	-	-	168	-
Stage 2	-	-	-	-	573	-
Platoon blocked, %		-	-	-		
Mov Cap-1 Maneuver	430	-	-	-	48	345
Mov Cap-2 Maneuver	-	-	-	-	48	-
Stage 1	-	-	-	-	159	-
Stage 2	-	-	-	-	573	-

Approach	EB	WB	SB
HCM Control Delay, s	0.5	0	102.4
HCM LOS			F

Minor Lane/Major Mvmt	EBL	EBT	WBT	WBR	SBLn1
Capacity (veh/h)	430	-	-	-	61
HCM Lane V/C Ratio	0.025	-	-	-	0.428
HCM Control Delay (s)	13.6	0.4	-	-	102.4
HCM Lane LOS	B	A	-	-	F
HCM 95th %tile Q(veh)	0.1	-	-	-	1.6

TIA THRESHOLD WORKSHEET

APPENDIX F

City of Helotes
Development Services
Department
P.O. Box 507
12951 Bandera Road
Helotes, TX 78023
Phone (210) 695.8877
Fax (210) 695.2123

Application Date: _____

TRAFFIC IMPACT ANALYSIS (TIA) THRESHOLD WORKSHEET

CHAPTER 78, *Subdivision Regulations*

Project Name: ___Vantage at Helotes Apartments_____

Location: ___FM 1560 and Galm Road_____

Applicant: _____ ☐ Owner or ☐ Agent

Address: _____ Phone Number: _____

Permit Type (Check One): ☐ Zoning, N.C.B.: _____ ☐ POADP #: _____ ☐Plat #: _____ ☐Bldg. Plan #: _____ ☐Other: _____

Box A (Original TIA) *RESIDENTIAL DEVELOPMENT*

Anticipated Land Use:	Number of Units:	Peak Hour (e.g.,5-6pm weekday):	Peak Hour Trip Rate:	Peak Hour Trips:	Trip Rate Source:
Apartments (Multi-Family)	288	5-6 PM Weekday	0.56 per Unit	161	ITE Code: 220 Other:

Box B (Original TIA) *NON RESIDENTIAL DEVELOPMENT*

Anticipated Land Use:	Project Size:			Peak Hour: (e.g.,5-6pm weekday):	Peak Hour Trip Rate:	Peak Hour Trips:	Trip Rate Source:
	Acres:	GFA:	Other*:				
							ITE Code: Other:

Box C (Updated TIA) If property already has a TIA on file, complete Box C. If not, ignore Box C.

Peak Hour Trips Projected In *Current* TIA:	Peak Hour Trips (from Box A or B) Projected in *Updated* Development Plan:	Increase in Peak Hour Trips (if over 100 additional trips, a new TIA is required):

Box D (Information Regarding the Person/Agency Who Prepared the TIA)

Prepared By: AC Group, LLC **Date:** June 1, 2020

Comments: _____

Box E (Office Use Only, Do Not Write in the Box) **FEES:** The City's Fee Schedule can be accessed online at www.helotes-tx.gov.

A traffic impact analysis is required. The consultant preparing the study must meet with City staff to discuss the scope and requirements of the study before beginning the study.

A traffic impact analysis is **not required.** The traffic generated by the proposed development does not exceed the threshold requirements.

The traffic impact analysis has been waived for the following reason (s):

_____

_____

Reviewed by: _____ Date: _____

Note: GFA = Gross Floor Area (Bldg. Size) ITE = Institute of Transportation

Attachment C

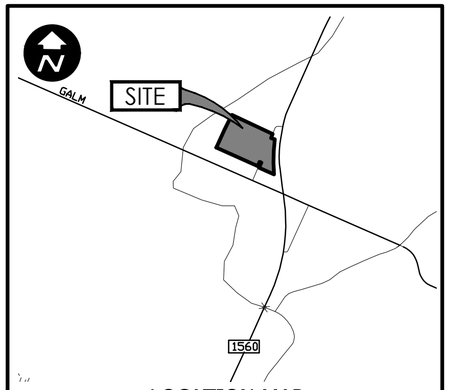

LOCATION MAP

NOT TO SCALE

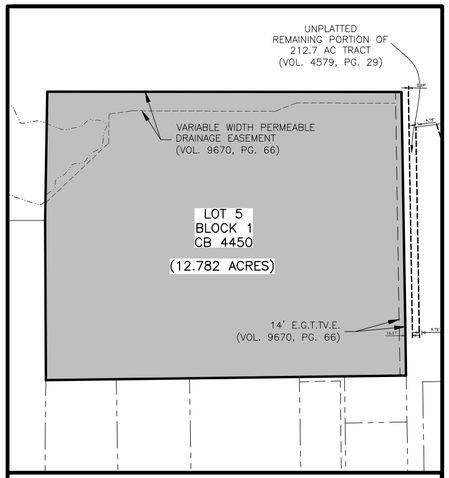

AREA BEING REPLATTED THROUGH PUBLIC HEARING

THE AREA BEING REPLATTED WAS PREVIOUSLY PLATTED AS ESTABLISHING LOT 5, BLOCK 1, COUNTY BLOCK 4450 BEING 12.782 ACRES OF LAND MORE OR LESS, OUT OF THE M.M.Y. MUSQUIZ SURVEY NUMBER 80, ABSTRACT 467, AND BEING THAT SAME TRACT OF LAND DESCRIBED IN WARRANY DEED WITH VENDOR'S LIEN RECORDED IN VOLUME 8319, PAGE 1664, OFFICIAL PUBLIC RECORDS OF BEXAR COUNTY TEXAS.

STATE OF TEXAS
COUNTY OF BEXAR

THE AREA BEING REPLATTED WAS PREVIOUSLY PLATTED ON PLAT OF NAME HERE WHICH IS RECORDED IN

VOLUME ____, PAGE ____, BEXAR COUNTY OFFICIAL PUBLIC RECORDS. THE SAN ANTONIO PLANNING COMMISSION AT ITS MEETING OF _____ HELD A PUBLIC HEARING WHICH INVOLVED NOTIFICATION ON THE PROPOSED REPLATTING OF THIS PROPERTY.

I (WE), THE OWNER(S) OF THE LAND SHOWN ON THIS REPLAT HEREBY CERTIFY THAT THIS REPLAT DOES NOT AMEND OR REMOVE ANY COVENANTS OR RESTRICTIONS.

_____
OWNER / DULY AUTHORIZED AGENT

SWORN AND SUBSCRIBED BEFORE ME

THIS THE ____ DAY OF _____, _____.

_____
NOTARY PUBLIC IN AND FOR THE STATE OF TEXAS.

MY COMMISSION EXPIRES:_____

STATE OF TEXAS
COUNTY OF BEXAR

I HEREBY CERTIFY THAT PROPER ENGINEERING CONSIDERATION HAS BEEN GIVEN THIS PLAT TO THE MATTERS OF STREETS, LOTS, AND DRAINAGE LAYOUT. TO THE BEST OF MY KNOWLEDGE THIS PLAT CONFORMS TO ALL REQUIREMENTS OF THE UNIFIED DEVELOPMENT CODE, EXCEPT FOR THOSE VARIANCES GRANTED BY THE SAN ANTONIO PLANNING COMMISSION.

BIG RED DOG - SAN ANTONIO, LLC
PETER RUSSELL YEAGER, P.E.

PRELIMINARY-FOR REVIEW ONLY
THIS DOCUMENT SHALL NOT BE RECORDED FOR ANY PURPOSE

_____
LICENSED PROFESSIONAL ENGINEER
NO.

STATE OF TEXAS
COUNTY OF BEXAR

I HEREBY CERTIFY THAT THIS PLAT CONFORMS TO THE MINIMUM STANDARDS SET FORTH BY THE TEXAS BOARD OF PROFESSIONAL LAND SURVEYING ACCORDING TO AN ACTUAL SURVEY MADE ON THE GROUND BY:

D.A. MAWYER SURVEYING, INC.
DREW A. MAWYER, R.P.L.S.

PRELIMINARY-FOR REVIEW ONLY
THIS DOCUMENT SHALL NOT BE RECORDED FOR ANY PURPOSE

_____
REGISTERED PROFESSIONAL LAND SURVEYOR
NO.

CPS NOTES:

1. THE CITY OF HELOTES AS A PART OF ITS ELECTRIC AND GAS SYSTEM (CITY PUBLIC SERVICE BOARD) IS HEREBY DEDICATED THE EASEMENTS AND RIGHTS-OF-WAY FOR ELECTRIC AND GAS DISTRIBUTION AND SERVICE FACILITIES IN THE AREAS DESIGNATED ON THIS PLAT AS "ELECTRIC EASEMENT", "GAS EASEMENT", "ANCHOR EASEMENT", "SERVICE EASEMENT", "OVERHANG EASEMENT", "UTILITY EASEMENT" AND "TRANSFORMER EASEMENT" FOR THE PURPOSE OF INSTALLING, CONSTRUCTING, RECONSTRUCTING, MAINTAINING, REMOVING, INSPECTING, PATROLLING, AND ERECTING POLES, HANGING OR BURYING WIRES, CABLES, CONDUITS, PIPELINES OR TRANSFORMERS, EACH WITH ITS NECESSARY APPURTENANCES; TOGETHER WITH THE RIGHT OF INGRESS AND EGRESS OVER GRANTOR'S ADJACENT LAND, THE RIGHT TO RELOCATE SAID FACILITIES WITHIN SAID EASEMENT AND RIGHT-OF-WAY AREAS, AND THE RIGHT TO REMOVE FROM SAID LANDS ALL TREES OR PARTS THEREOF, OR OTHER OBSTRUCTIONS WHICH ENDANGER OR MAY INTERFERE WITH THE EFFICIENCY OF SAID LINES OR APPURTENANCES THERETO. IT IS AGREED AND UNDERSTOOD THAT NO BUILDINGS, CONCRETE SLABS, OR WALLS WILL BE PLACED WITHIN SAID EASEMENT AREAS.

2. ANY CPS MONETARY LOSS RESULTING FROM MODIFICATIONS REQUIRED OF CPS EQUIPMENT, LOCATED WITHIN SAID EASEMENT, DUE TO GRADE CHANGES OR GROUND ELEVATION ALTERATIONS SHALL BE CHARGED TO THE PERSON OR PERSONS DEEMED RESPONSIBLE FOR SAID GRADE CHANGES OR GROUND ELEVATION ALTERATIONS.

3. THIS PLAT DOES NOT AMEND, ALTER, RELEASE OR OTHERWISE AFFECT ANY EXISTING ELECTRIC, GAS, WATER, SEWER, DRAINAGE, TELEPHONE, CABLE EASEMENTS OR ANY OTHER EASEMENTS FOR UTILITIES UNLESS THE CHANGES TO SUCH EASEMENTS ARE DESCRIBED BELOW.

COUNTY FINISHED FLOOR ELEVATION RELATIVE TO FLOODPLAIN:
FINISHED FLOOR ELEVATIONS FOR STRUCTURES ON LOTS CONTAINING FLOODPLAIN OR ADJACENT TO THE FLOODPLAIN SHALL BE IN COMPLIANCE WITH THE FLOODPLAIN REGULATION IN EFFECT AT TIME OF CONSTRUCTION. CONTACT BEXAR COUNTY PUBLIC WORKS FOR MORE INFORMATION.

COMMON AREA MAINTENANCE NOTE:
THE MAINTENANCE OF ALL PRIVATE STREETS, OPEN SPACE, GREENBELTS, PARKS, TREE SAVE AREAS, INCLUDING LOT X, BLOCK X, XX CB, DRAINAGE EASEMENTS AND EASEMENTS OF ANY OTHER NATURE WITHIN THIS SUBDIVISION SHALL BE THE RESPONSIBILITY OF THE PROPERTY OWNERS, OR THE PROPERTY OWNERS' ASSOCIATION, OR ITS SUCCESSORS OR ASSIGNS AND NOT THE RESPONSIBILITY OF THE CITY OF SAN ANTONIO OR BEXAR COUNTY.

WASTEWATER EDU NOTE:
THE NUMBER OF WASTEWATER EQUIVALENT DWELLING UNITS (EDU'S) PAID FOR THIS SUBDIVISION PLAT ARE KEPT ON FILE AT THE SAN ANTONIO WATER SYSTEM UNDER THE PLAT NUMBER ISSUED BY THE DEVELOPMENT SERVICES DEPARTMENT.

IMPACT FEE PAYMENT NOTE:
WATER AND/OR WASTEWATER IMPACT FEES WERE NOT PAID AT TIME OF PLATTING FOR THIS PLAT. ALL IMPACT FEES MUST BE PAID PRIOR TO WATER METER SET AND/OR WASTEWATER SERVICE CONNECTION.

BEARING BASIS:
ALL BEARINGS ARE BASED ON THE TEXAS STATE PLANE COORDINATE SYSTEM, GRID NORTH, SOUTH CENTRAL ZONE, (4204), NAD83, AND NAVD88. COORDINATES SHOWN ARE GRID COORDINATES.

SURVEY CONTROL:
ALL SET IRON PINS ARE ½" DIAMETER REBAR WITH PLASTIC CAP STAMPED "DAM #5348 PROP. COR." UNLESS OTHERWISE NOTED.

DRAINAGE EASEMENT ENCROACHMENTS
NO STRUCTURE, FENCES, WALLS OR OTHER OBSTRUCTIONS THAT IMPEDE DRAINAGE SHALL BE PLACED WITHIN THE LIMITS OF THE DRAINAGE EASEMENTS SHOWN ON THIS PLAT. NO LANDSCAPING OR OTHER TYPE OF MODIFICATIONS, WHICH ALTER THE CROSS-SECTIONS OF THE DRAINAGE EASEMENTS, AS APPROVED, SHALL BE ALLOWED WITHOUT THE APPROVAL OF THE DIRECTOR OF TCI OR DIRECTOR OF PUBLIC WORKS. THE CITY OF SAN ANTONIO AND BEXAR COUNTY SHALL HAVE THE RIGHT OF INGRESS AND EGRESS OVER THE GRANTOR'S ADJACENT PROPERTY TO REMOVE ANY IMPEDING OBSTRUCTIONS PLACED WITHIN THE LIMITS OF SAID DRAINAGE EASEMENT AND TO MAKE ANY MODIFICATIONS OR IMPROVEMENTS WITHIN SAID DRAINAGE EASEMENTS.

LEGEND

- = PLATTED BOUNDARY
- = EXISTING BOUNDARY
- = CENTERLINE
- = (IPS) SET 1/2" IRON PIN W/ A PLASTIC CAP STAMPED "DAM #5348 PROP. COR." UNLESS OTHERWISE NOTED
- = (IRF) FND 1/2" IRON PIN UNLESS OTHERWISE NOTED
- E.G.T.TV.E. = ELECTRIC, GAS, TELE, & CABLE TV EASEMENT
- R.O.W. = RIGHT-OF-WAY
- ℄ = CENTERLINE
- OPR = OFFICIAL PUBLIC RECORDS OF BEXAR COUNTY TEXAS
- DPR = DEED AND PLAT RECORDS OF BEXAR COUNTY TEXAS
- VOL./PG. = VOLUME AND PAGE
- NCB = NEW CITY BLOCK
- —635— = EXISTING CONTOUR
- = EASEMENT

CURVE TABLE

CURVE	LENGTH	RADIUS	DELTA	TANGENT	CHORD LENGTH	CHORD BEARING
C1	20.78'	28.00'	42°30'52"	10.89'	20.30'	S44°57'12"E
C2	20.89'	28.00'	42°44'30"	10.96'	20.41'	N87°34'53"W

LINE TABLE

LINE	LENGTH	BEARING
L1	25.58'	N23°55'25"E
L2	34.80'	N23°55'25"E
L3	22.00'	S66°12'38"E
L4	20.00'	S23°47'22"W
L5	22.00'	N66°12'38"W

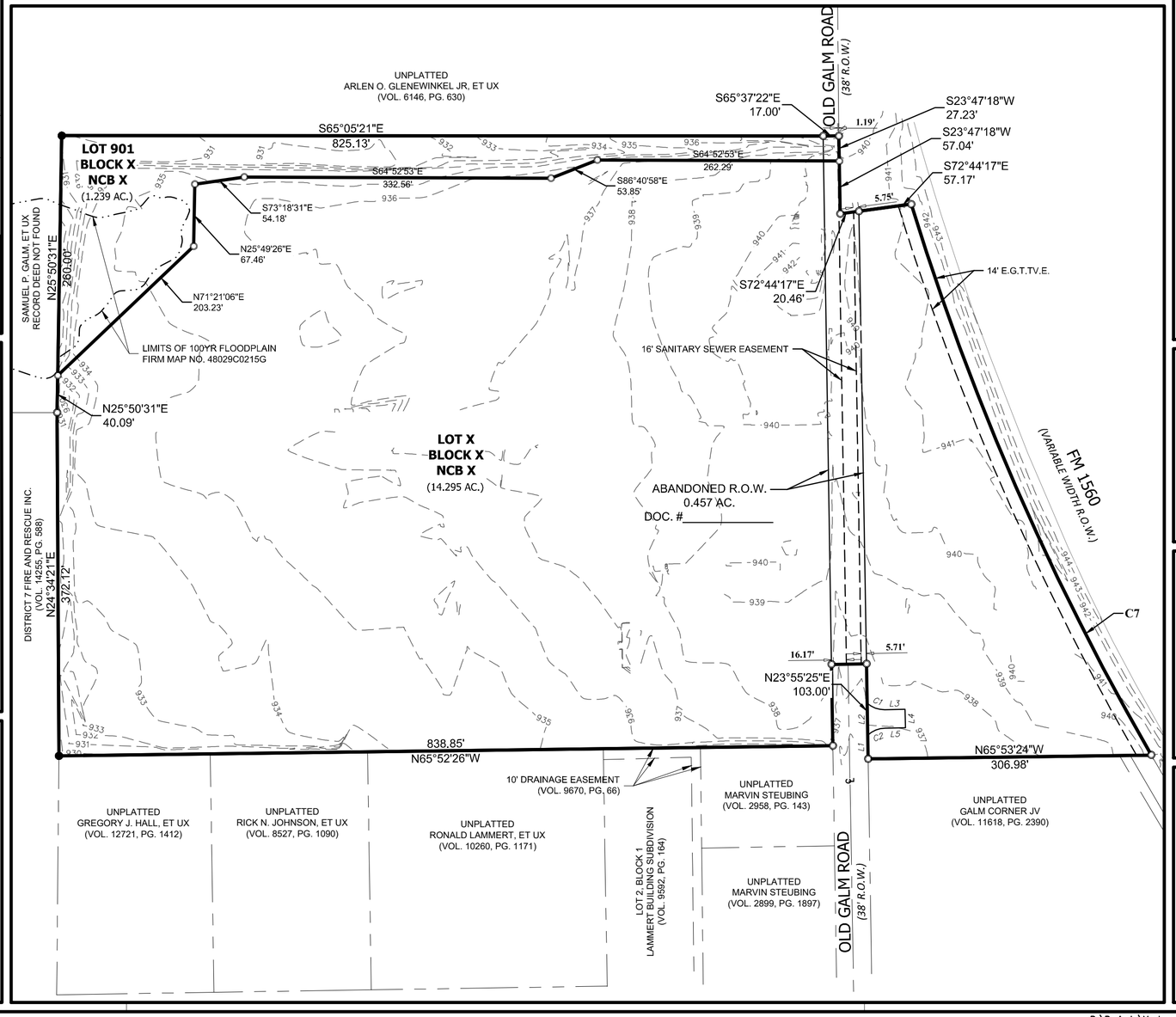

PLAT NUMBER:

SUBDIVISION PLAT
ESTABLISHING
VANTAGE AT HELOTES SUBDIVISION

BEING 15.535 ACRES OF LAND KNOWN AS LOT X AND LOT 901, BLOCK X, NCB XXXX, SITUATED IN THE CITY OF HELOTES, BEXAR COUNTY, TEXAS.

210.860.9224 FIRM NO: 15085
WGI
WGinc.com
5710 W. HAUSMAN RD SUITE 115 SAN ANTONIO, TEXAS 78249

SCALE: 1"=100'
100 50 0 100

D.A.MAWYER
LAND SURVEYING
5151 W SH-46
NEW BRAUNFELS, TX 78132
PH:(210)325-0858
FIRM #10191500

STATE OF TEXAS
COUNTY OF BEXAR

THE OWNER OF LAND SHOWN ON THIS PLAT, IN PERSON OR THROUGH A DULY AUTHORIZED AGENT, DEDICATES TO THE USE OF THE PUBLIC, EXCEPT AREAS IDENTIFIED AS PRIVATE, FOREVER ALL STREETS, ALLEYS, PARKS, WATERCOURSES, DRAINS, EASEMENTS AND PUBLIC PLACES THEREON SHOWN FOR THE PURPOSE AND CONSIDERATION THEREIN EXPRESSED.

OWNER/DEVELOPER _____ BY:JOHN CONDIT

STATE OF TEXAS
COUNTY OF BEXAR

BEFORE ME, THE UNDERSIGNED AUTHORITY ON THIS DAY PERSONALLY APPEARED JOHN CONDIT, KNOWN TO ME TO BE THE PERSON WHOSE NAME IS SUBSCRIBED TO THE FOREGOING INSTRUMENT, AND ACKNOWLEDGED TO ME THAT HE EXECUTED THE SAME FOR THE PURPOSES AND CONSIDERATIONS THEREIN EXPRESSED AND IN THE CAPACITY THEREIN STATED.

GIVEN UNDER MY HAND AND SEAL OF OFFICE

THIS _____ DAY OF _____, 2020.

_____
NOTARY PUBLIC, BEXAR COUNTY, TEXAS

MY COMMISSION EXPIRES:_____

THIS PLAT OF VANTAGE AT HELOTES SUBDIVISION HAS BEEN SUBMITTED TO THE CITY OF HELOTES, TEXAS, AND HAVING BEEN REVIEWED BY THE DIRECTOR OF DEVELOPMENT SERVICES IS HEREBY APPROVED BY IN ACCORDANCE WITH STATE OR LOCAL LAWS AND REGULATIONS; AND/OR WHERE ADMINISTRATIVE EXCEPTION(S) AND/OR VARIANCE(S) HAVE BEEN GRANTED.

DATED THIS ____ DAY OF _____, A.D., 2020.

BY:_____,
DIRECTOR OF DEVELOPMENT SERVICES

CERTIFICATE OF APPROVAL

THIS MINOR PLAT HAS BEEN SUBMITTED TO BEXAR COUNTY, TEXAS PUBLIC WORKS DEPARTMENT AND HAVING BEEN REVIEWED BY THE DIRECTOR OF PUBLIC WORKS / COUNTY ENGINEER, IS HEREBY APPROVED IN ACCORDANCE WITH STATE AND LOCAL LAWS AND REGULATIONS AS INDICATED BELOW.

ON THIS _____ DAY OF _____, A.D. 20_____.

_____.
DIRECTOR OF PUBLIC WORKS / COUNTY ENGINEER,
BEXAR COUNTY, TEXAS

STATE OF TEXAS
COUNTY OF BEXAR

I, _____, COUNTY CLERK OF SAID COUNTY, DO HEREBY CERTIFY THAT THIS PLAT WAS FILED FOR RECORD IN MY OFFICE ON THE _ DAY OF _____ _____ A.D. _ AT _M. AND DULY RECORDED THE _____ DAY OF _____ A.D. __ AT ___M. IN THE OFFICIAL PUBLIC RECORDS OF SAID COUNTY, IN BOOK / VOLUME _____ ON PAGE ___ IN TESTIMONY WHEREOF, WITNESS MY HAND AND OFFICIAL SEAL OF OFFICE, THIS THE__ DAY OF _____ A.D. _____,

COUNTY CLERK, BEXAR COUNTY, TEXAS

BY:_____, DEPUTY

SHEET 1 OF 1

CITY COUNCIL
AGENDA ITEM REQUEST FORM

MEETING DATE: September 24, 2020

AGENDA PLACEMENT:

- ☐ **PUBLIC HEARING**
- ☐ **RECOGNITION**
- ☐ **UNFINISHED BUSINESS**
- ☒ **CONSENT**
- ☐ **INDIVIDUAL**
- ☐ **CLOSED**

CAPTION:

Approval of the following reappointments to the Economic Development Corporation Board of Directors (Mayor Schoolcraft):

- Ron Lane, Place Two — Term Expiring September 30, 2022; and
- Blaine Lopez, Place Four — Term Expiring September 30, 2022.

EXECUTIVE SUMMARY:

On October 10, 2019, Council approved the appointments of Ron Lane and Blaine Lopez to fill the vacancies of Place Two and Place Four, respectively. Ron replaced Patrick Adam, who moved out of Helotes. Blaine replaced Alan Holmes, as Alan was appointed to serve on Council.

In line with the Economic Development Corporation Articles of Formation, Section Ten, the Board of Directors for the Corporation shall be appointed by City Council. The terms of Directors shall be two (2) years, expiring September 30 of odd numbered and even numbered years. Each Director must be a registered voter in and a resident of Bexar County. A Director shall not be a City Official, City Staff Member or Council Member. Directors are removable by the Council at any time with or without cause.

ATTACHMENTS: N/A

PREPARED BY: Mayor Tom Schoolcraft

DATE SUBMITTED: September 16, 2020

CITY COUNCIL
AGENDA ITEM REQUEST FORM

MEETING DATE: September 24, 2020

AGENDA PLACEMENT:

- ☐ **PUBLIC HEARING**
- ☐ **RECOGNITION**
- ☐ **UNFINISHED BUSINESS**
- ☐ **CONSENT**
- ☒ **INDIVIDUAL**
- ☐ **CLOSED**

CAPTION:

Discussion of and action on the appointment of Gregory Hayden to the Economic Development Corporation Board of Directors, Place Six, with a term expiring September 30, 2022. (Mayor Schoolcraft)

EXECUTIVE SUMMARY:

In line with the Economic Development Corporation Articles of Formation, Section Ten, the Board of Directors for the Corporation shall be appointed by City Council. The terms of Directors shall be two (2) years, expiring September 30 of odd numbered and even numbered years. Each Director must be a registered voter in and a resident of Bexar County. A Director shall not be a City Official, City Staff Member or Council Member. Directors are removable by the Council at any time with or without cause.

ATTACHMENTS:

Attachment A – Board / Commission Application

PREPARED BY: Mayor Tom Schoolcraft

DATE SUBMITTED: September 16, 2020

Attachment A

Celina Perez

From: City of Helotes <info@helotes-tx.gov>
Sent: Monday, September 14, 2020 6:41 PM
To: Celina Perez
Subject: New Form Submission: Please complete the following Board/Commission Application:

Someone submitted the Please complete the following Board/Commission Application: form: Date: 09/14/2020 06:40 PM

1. Name: : Gregory Hayden

2. Address: : 10531 Rocking M Trail

3. Telephone: [redacted]

4. Email: [redacted]

5. How many years have you lived in the City? : Helotes

6. Subdivision: : Helotes Park Estates

7. Bexar County Voter Registration #: :

8. Education: : Trade school

9. Business Owner? : Yes

10. Business Name: : Alamo Preferred Plumbing

11. Occupation: : Plumber/Real Estate

12. Business Address: : 10926 Hunters way Helotes Tx 78023

13. Business Phone: : 2106959500

14. Select the following municipal committees you wish to serve on: : Economic Development Corp. Board of Directors

15. Business Email: : preferredplmbgco@aol.com

16. If you currently serve on municipal committees, please list them here: :

17. List any experience, qualifications, or special interests here: : I have knowledge in Real Estate, and Construction. I would like to serve my community.

18. Recognizing that committee work is often demanding on one's time, are you committed to attending regularly scheduled meetings? : Yes

19. How many hours can you serve each month? : 4

20. Electronic Signature : Gregory Hayden

21. Date: : 14/09/2020

CITY COUNCIL
AGENDA ITEM REQUEST FORM

MEETING DATE: September 24, 2020

AGENDA PLACEMENT:

- ☐ **PUBLIC HEARING**
- ☐ **RECOGNITION**
- ☐ **UNFINISHED BUSINESS**
- ☐ **CONSENT**
- ☒ **INDIVIDUAL**
- ☐ **CLOSED**

CAPTION:

Discussion of and action on a Resolution of the City Council of the City of Helotes, Texas approving the terms of a License Agreement between the City of Helotes and the City of San Antonio for access and use of the Helotes Park Estates 3 Shelter for the provision of mobile and portable radio communications. (Staff)

EXECUTIVE SUMMARY:

The Helotes Park Estates 3 Shelter is an existing municipal utility works and radio communications facility owned by the City of San Antonio (COSA). The facility is located at 10088 Rafter S. Trail, Helotes, Texas 78023, more particularly described as BCAD Prop. ID No. 242732. The shelter houses radio communications for the City of Helotes and the Bexar County Sheriff's Office. It is also the site of the San Antonio Water System (SAWS) water tower and pumping facility.

COSA and Bexar County are working together to upgrade the present 800mHz radio system to federally mandated P25 requirements by Fall 2021. This will require major radio and facility enhancements to the Helotes Park 3 Shelter including replacement of the existing shelter with a new, larger, and properly climate-controlled structure. In an effort to support the upgrades, COSA has proposed a License Agreement for the purpose of each entity operating mobile and portable radio communications systems within the structure.

The proposed Agreement will provide the City of Helotes one (1) level of rack space in a new Helotes Park 3 Shelter in the consideration amount of $1.00. This will allow the City to continue operating its back-up VHF radio/repeater systems for the Police Department, Fire Department, Public Works, and Dispatch. As well as primary VHF communications for Public Relations and community events.

Historically, the Helotes Fire Department (HFD) has overseen the said shelter. As a result, six (6) uniformed members of HFD shall be permitted unescorted access to the shelter. The designees are the Fire Chief, Fire Marshal, and three (3) Fire Captains. The sixth designee will be

determined at a later date. The agreement will remain in effect until terminated by either the City of Helotes or COSA.

The City Attorney has reviewed the Agreement for legal compliance and has no objections.

ATTACHMENTS:

Attachment A – Helotes Park Shelter 3 Location
Attachment B – Resolution and License Agreement

PREPARED BY: Scott Moreland, Fire Chief

DATE SUBMITTED: August 24, 2020

Attachment A

Property Identification #: 242732

Geo ID:	04525-026-0161
Situs Address:	10088 RAFTER S TRL HELOTES, TX 78023
Property Type:	Real
State Code:	C1

Property Information: 2020

Legal Description:	CB 4525A BLK 17 LOT 16A
Abstract:	A04525
Neighborhood:	HELOTES PARK EST.(NS)
Appraised Value:	$22,130.00
Jurisdictions:	08, 06, 42, 10, CAD, 56, 11, 09

Owner Identification #: 70010

Name:	CITY OF SAN ANTONIO
Exemptions:	EX-XV
DBA:	Null

Bexar CAD Map Search

This product is for informational purposes only and may not have been prepared for or be suitable for legal, engineering, or surveying purposes. It does not represent an on-the-ground survey and represents only the approximate relative location of property boundaries. The Bexar County Appraisal District expressly disclaims any and all liability in connection herewith.

Attachment A

Google Maps 10088 Rafter S Trail

RESOLUTION NO. 20-_____

A RESOLUTION OF THE CITY COUNCIL OF THE CITY OF HELOTES, TEXAS APPROVING THE TERMS OF A LICENSE AGREEMENT BETWEEN THE CITY OF HELOTES AND THE CITY OF SAN ANTONIO FOR ACCESS AND USE OF THE HELOTES PARK 3 SHELTER FOR THE PROVISION OF MOBILE AND PORTABLE RADIO COMMUNICATIONS; AUTHORIZING THE CITY ADMINISTRATOR TO TAKE ALL NECESSARY STEPS TO IMPLEMENT THE PROVISIONS OF THIS RESOLUTION; INCORPORATING RECITALS, SEVERABILITY, AND ADOPTING AN EFFECTIVE DATE.

WHEREAS, the Helotes Park 3 Shelter is an existing municipal utility works and radio communications facility owned by the City of San Antonio (COSA) and the shelter is located at 10088 Rafter S. Trail, Helotes, Texas 78023, more particularly described as BCAD Prop. ID No. 242732; and

WHEREAS, on June 13, 2019, COSA approved Ordinance No. 2019-06-13-0518 authorizing a new, larger Helotes Park 3 Shelter and radio upgrades from the 800mHz radio system to the federally mandated P25 radio system; and

WHEREAS, COSA has proposed a License Agreement to the support the major facility and radio system enhancements; and

WHEREAS, the City Council believe it is necessary to continue operating its mobile and portable radio communications systems from the upgraded Helotes Park 3 Shelter for the safety and general welfare of the City of Helotes.

NOW, THEREFORE, BE IT RESOLVED BY THE CITY COUNCIL OF THE CITY OF HELOTES, TEXAS THAT:

Section One. ***Approval.*** The License Agreement, attached hereto as Exhibit A, is hereby approved.

Section Two. ***Authorization.*** The City Administrator is hereby authorized to take all necessary steps to implement the provisions of this Resolution.

Section Three. ***Effective Date.*** This Resolution shall take effect immediately upon the approval of the City Council.

Section Four. ***Recitals.*** The City Council finds the above recitals to be true and correct and incorporates the same in this Resolution as findings of fact.

Section Five. ***Severability.*** If any section, subsection, sentence, clause, or phrase of this Resolution is for any reason held to be unconstitutional or illegal, such decision shall not affect the validity of the remaining sections of this Resolution. The City Council hereby declares that it

DRAFT

would have passed this Resolution, and each section, subsection, clause, or phrase thereof, irrespective of the fact that any one or more sections, subsections, sentences, clauses, or phrases be declared void.

PASSED AND APPROVED by the City Council of the City of Helotes this 10th day of September, 2020.

CITY OF HELOTES, TEXAS

_____

Thomas A. Schoolcraft, Mayor

ATTEST:

_____

Celina Perez, City Secretary

DRAFT

License Agreement
(City of Helotes – Helotes Park Estates Site)

This License Agreement ("License") is entered into by and between the City of San Antonio, a Texas municipal corporation, as "Licensor," acting by and through its City Manager, or the designee, pursuant to the Authorizing Ordinance and the Licensee named below.

Table of Contents

1. Pertinent Information.....1
2. Grant of License.....2
3. Restrictions on Use/Recording.....2
4. License Fee.....3
5. Construction, Maintenance, and Operations.....3
6. Specific Conditions.....4
7. Indemnity.....4
8. Insurance.....4
9. Termination.....9
10. Assignment/Sublicensing.....9
11. Condemnation.....9
12. Taxes and Licenses.....10
13. Prohibited Interests in Contracts.....10
14. Consent/Approval of Licensor.....10
15. Subsequent Transfer by Licensor.....10
16. Miscellaneous Provisions.....11
Exhibit A..... Error! Bookmark not defined.

1. Pertinent Information

a.) Authorizing Ordinance (No. and Date):	2019-06-13-0518, June 13, 2019
b.) Licensee:	City of Helotes
c.) Licensee's Address:	City of Helotes Attn: City Administrator Mailing: PO Box 507 Physical: 12951 Bandera Rd. Helotes, Texas 78023
d.) Term:	The term of this agreement shall begin upon execution and will remain in effect until terminated by either party. Such termination shall require a minimum of ninety (90) days written notice to the other party.

DRAFT

e.) Consideration:	$1.00 and other good and valuable consideration, the receipt and sufficiency of which is hereby acknowledged.
f.) Premises:	One level of rack space in the Helotes Park 3 Shelter ("Shelter") in Helotes, Bexar County, Texas more particularly described on **Exhibit A**, which is incorporated herein by reference for all purposes and a 24/7 year-round access to the property in order to access the Shelter (collectively, the "Premises").
g.) Scope of License:	Access and use, of the granted Premises for the purposes of operating the licensees mobile and portable radio solutions. Licensee's equipment installation and use of the premises shall be in compliance with the City of San Antonio's cabling installation standards and other applicable industry standards and best practices.
h.) Effective Date:	The Effective Date of this Agreement is the latest date on which the Agreement is signed by both Parties following approval of the Agreement by an ordinance of the San Antonio City Council.
i.) Licensor's Address:	City Clerk, City of San Antonio, P.O. Box 839966, San Antonio, Texas 78283-3966

2. Grant of License

Licensor grants Licensee a license ("License") to use, maintain, and operate the Premises within the Scope of the License. This License is limited to the stated Term and is conditioned on Licensee's payment of the Consideration.

3. Restrictions on Use/Recording

3.01 This License does not grant Licensee authority to use any area beyond the Premises.

3.02 Access.

a) **Unescorted Access**. Licensee shall designate up to six (6) uniformed members of the Helotes Fire Department ("Designate") who shall be permitted unescorted access on a 24/7 basis to Premises. Any Licensee's contractors who require access to the Premises shall be escorted by a uniformed Designate. Licensee may change the identities of the Designates by written notice to Licensor. Radio shelters are secure facilities and are designed and operated to prevent unauthorized access to equipment, material, and network; and to safeguard them against accidental or malicious damage, sabotage, espionage and theft; therefore, designates will be required to comply with all security standards and personnel background checks as City of San Antonio Radio Services personnel.

DRAFT

b) **Access to Premises**. To enable Licensee to exercise its right to use the Premises under this Agreement, Licensor hereby grants Licensee non-exclusive access to ingress and egress the Premises, except as conditioned herein below, for equipment installation and maintenance, which includes, but is not limited to, the installation of and maintenance of mobile and portable radio equipment and supplies

3.03 Licensor's Superior Interest. This License grants only a privilege to use the Premises and is revocable by Licensor with a minimum of ninety (90) days written notice to Licensee. This instrument does not convey any real property interest. Licensor reserves the right to enter upon the Premises at any time for asserting its real property interest or for other purposes.

4. License Fee

(See Section 1, "Pertinent Information", "Consideration") $1.00 and other good and valuable consideration, the receipt and sufficiency of which is hereby acknowledged.

5. Construction, Maintenance, and Operations

5.01 Costs. Licensee is solely responsible for all costs of construction, installation, repairs, maintenance, operation, and the like of any of licensee's property placed in or on the Premises, (hereafter "Licensee's Responsibilities").

5.02 No Liability. Licensor assumes no liability or no expense for Licensee's activities under this License.

5.03 Relocation. If Licensee's needs require relocation, maintenance, or adjustment in or on the Premises, or improvements by Licensee thereto, the relocation, maintenance, or adjustments will be at Licensee's sole cost and expense.

5.04 Maintenance. Licensee, at its sole cost and expense, must maintain all improvements constructed or equipment installed by Licensee. In so doing, Licensee must adhere to all applicable safety standards and must adhere to all federal, state, or local laws, rules, or regulations.

5.05 No Power to Bind. Licensee cannot not bind or permit another to bind Licensor for payment of money or for any other obligation.

5.06 Contractors and Subcontractors. All contractors and subcontractors who require access to the premises on behalf of the City of Helotes Fire Department must be escorted by an approved Designate.

6. Specific Conditions.

6.01 Licensor will pay for power consumption on the existing Helotes fire equipment subject to reasonable power use by Licensee. If Licensee's power usage increases significantly

DRAFT

as the result of new or additional equipment or otherwise, Licensee shall be responsible for its proportionate share of power usage.

6.02 Licensor shall ensure that the shelter is climate controlled through an HVAC system on a 24 hour by 7 days a week by 365 days a year basis. The temperature should be set as directed by industry standards and best practices for specific equipment located within the shelter.

7. Indemnity

Licensee is a municipality. To the extent allowed by law and the Texas Constitution, Licensee covenants and agrees to FULLY INDEMNIFY, DEFEND and HOLD HARMLESS, the CITY and the elected officials, employees, officers, directors, volunteers and representatives of the CITY, individually and collectively, from and against any and all costs, claims, liens, damages, losses, expenses, fees, fines, penalties, proceedings, actions, demands, causes of action, liability and suits of any kind and nature, including but not limited to, personal or bodily injury, death and property damage, made upon the CITY directly or indirectly arising out of, resulting from or related to Licensee activities under this Agreement, including any acts or omissions of Licensee, any agent, officer, director, representative, employee, Licensee or subconsultant of Licensee, and their respective officers, agents employees, directors and representatives while in the exercise of the rights or performance of the duties under this Agreement. The indemnity provided for in this paragraph shall not apply to any liability resulting from the negligence of CITY, its officers or employees, in instances where such negligence causes personal injury, death, or property damage. **IN THE EVENT LICENSEE AND CITY ARE FOUND JOINTLY LIABLE BY A COURT OF COMPETENT JURISDICTION, LIABILITY SHALL BE APPORTIONED COMPARATIVELY IN ACCORDANCE WITH THE LAWS FOR THE STATE OF TEXAS, WITHOUT, HOWEVER, WAIVING ANY GOVERNMENTAL IMMUNITY AVAILABLE TO THE CITY UNDER TEXAS LAW AND WITHOUT WAIVING ANY DEFENSES OF THE PARTIES UNDER TEXAS LAW.**

8. Insurance

A condition of granting this License is the Licensee's requirement to add City, its elected officials, officers, employees, agents, and other representatives, collectively, as an additional insured under any insurance provisions provided by third parties covering Licensee related to work on the Premises in amounts equal to, or to the same extent as, those covering Licensee.

8.01. Licensor disclaims any employee, agent, or invitee relationship with any person whose presence on the Premises is through Licensee. Any and all claims resulting from any obligation for which Licensee may be held liable under any workers' compensation, unemployment compensation, disability benefits, similar statutory scheme, or common law negligence is the sole obligation of Licensee.

8.02. Licensee must provide and maintain in full force and effect with respect to the Premises from the Commencement Date of this License and for the duration of this License and any extensions thereof, insurance coverage written on an occurrence form, by companies authorized and admitted to do business in the State of Texas and rated A- and Financial Category of rating of no less than (VII) or better by A.M. Best Company and/or otherwise acceptable to

DRAFT

Licensor, or (ii) if self-insured, proper documentation in a form and manner acceptable to Licensor through City's Risk Manager, in the following types and amounts:

A) Prior to the commencement of any work under this Agreement, Licensee shall furnish copies of all required endorsements and completed Certificate(s) of Insurance to the City's Information and Technology Services Department, which shall be clearly labeled "**Helotes Park Estates Site Shelter Access**" in the Description of Operations block of the Certificate. The Certificate(s) shall be completed by an agent and signed by a person authorized by that insurer to bind coverage on its behalf. The City will not accept a Memorandum of Insurance or Binder as proof of insurance. The certificate(s) must be signed by the Authorized Representative of the carrier and list the agent's signature and phone number. The certificate shall be mailed, with copies of all applicable endorsements, directly from the insurer's authorized representative to the City. The City shall have no duty to pay or perform under this Agreement until such certificate and endorsements have been received and approved by the City's Information and Technology Services Department. No officer or employee, other than the City's Risk Manager, shall have authority to waive this requirement.

B) Licensor reserves the right to review the insurance requirements of this Article during the effective period of this License and any extension or renewal hereof and to modify insurance coverages and their limits when deemed necessary and prudent by Licensor's Risk Manager based upon changes in statutory law, court decisions, or circumstances surrounding this License. In no instance will Licensor allow modification whereby Licensor may incur increased risk.

C) A Licensee's financial integrity is of interest to the Licensor; therefore, subject to Licensee's right to self-insure and right to maintain reasonable deductibles in such amounts as are approved by the Licensor, Licensee shall obtain and maintain in full force and effect for the duration of this License, and any extension hereof, at Licensee's sole expense, insurance coverage written on an occurrence basis, unless otherwise indicated, by companies authorized to do business in the State of Texas and with an A.M Best's rating of no less than A- and Financial Category of rating of no less than (VII), in the following types and for an amount not less than the amount listed below:

TYPE	AMOUNTS
1. Workers' Compensation 2. Employers' Liability	Statutory $1,000,000/$1,000,000/$1,000,000
3. Commercial General Liability Insurance to include coverage for the following: a. Premises/Operations b. Products/Completed Operations c. Personal/Advertising Injury *d. Environmental Impairment/ Impact – sufficiently broad to cover disposal liability. *e. Explosion, Collapse, Underground	For Bodily Injury and Property Damage of $1,000,000 per occurrence; $2,000,000 General Aggregate, or its equivalent in Umbrella or Excess Liability Coverage

DRAFT

4. Business Automobile Liability a. Owned/leased vehicles b. Non-owned vehicles c. Hired Vehicles	Combined Single Limit for Bodily Injury and Property Damage of $1,000,000 per occurrence
5. Property Insurance: For physical damage to the property of LICENSEE, including improvements and betterment to the Licensed Premises	Coverage for replacement value with a minimum co-insurance factor of eighty percent (80%) of the cost of Contractor's property

D) Should Licensee assign this License, Licensee agrees to require, by written contract, that all assignees hereunder obtain, at a minimum, the same categories and amounts of insurance coverage required of Licensee herein and provide a certificate of insurance and endorsement that names the Licensee and Licensor as additional insureds. Licensee shall provide Licensor with said certificate and endorsement prior to the commencement of any assignment. This provision may be modified by Licensor's Risk Manager, without subsequent City Council approval, when deemed necessary and prudent, based upon changes in statutory law, court decisions, or circumstances surrounding this agreement. Such modification may be enacted by letter signed by Licensor's Risk Manager, which shall become a part of the contract for all purposes.

E) As they apply to the limits required by Licensor, Licensor shall be entitled, upon request and without expense, to receive copies of the policies, declaration page, and all required endorsements. Licensee shall be required to comply with any such requests and shall instruct insurer to submit requested documents to Licensor at the address provided below within 10 business days. Licensee shall pay any costs incurred resulting from provision of said documents.

City of San Antonio
Attn: Information and Technology Services Department
P.O. Box 839966
San Antonio, Texas 78283-3966

F) Licensee agrees that with respect to the above required insurance, all insurance policies are to contain or be endorsed to contain the following provisions:

1) Name Licensor, its officers, officials, employees, volunteers, and elected representatives as additional insureds by endorsement, as respects operations and activities of, or on behalf of, the named insured performed under contract with the Licensor, with the exception of the workers' compensation and professional liability policies;

2) Provide for an endorsement that the "other insurance" clause shall not apply to the City of San Antonio where Licensor is an additional insured shown on the policy;

3) Workers' compensation, employers' liability, general liability and automobile liability policies will provide a waiver of subrogation in favor of Licensor.

DRAFT

4) Provide advance written notice directly to Licensor of any suspension or non-renewal in coverage, and not less than fifteen (15) calendar days advance notice for nonpayment of premium.

G) Within fifteen (15) calendar days of a suspension, cancellation or non-renewal of coverage, Licensee shall provide a replacement Certificate of Insurance and applicable endorsements to Licensor. Licensor shall have the option to suspend Licensee's use of premises should there be a lapse in coverage at any time during this contract. Failure to provide and to maintain the required insurance shall constitute a material breach of this Agreement.

H) In addition to any other remedies Licensor may have upon Licensee's failure to provide and maintain any insurance or policy endorsements to the extent and within the time herein required, Licensor shall have the right to order Licensee to stop work hereunder, until Licensee demonstrates compliance with the requirements hereof.

I) Nothing herein contained shall be construed as limiting in any way the extent to which Licensee may be held responsible for payments of damages to persons or property resulting from Licensee's or its sub Licensees' performance of the work covered under this Agreement.

J) It is agreed that Licensee's insurance shall be deemed primary and non-contributory with respect to any insurance or self-insurance carried by the City of San Antonio for liability arising out of operations under this Agreement.

K) It is understood and agreed that the insurance required is in addition to and separate from any other obligation contained in this Agreement and that no claim or action by or on behalf of Licensor shall be limited to insurance coverage provided.

L) Licensee and any subcontractors are responsible for all damage to their own equipment and/or property.

8.03. Licensor may modify the insurance coverage and limits required when deemed necessary and prudent by Licensor's Risk Manager, based upon changes in statutory law, court decisions, or circumstances surrounding this License, but in no instance will Licensor allow modification increasing Licensor's risk.

8.04. If Licensee is not self-insured, each insurance policy required by this License must contain the following clauses:

"This insurance will not be canceled, limited in scope or coverage, or non-renewed until after 30 days' prior written notice has been given to:

(a) City Clerk, City of San Antonio
City Hall/2nd Floor
P. O. Box 839966
San Antonio, Texas 78283-3966
Attention: Risk Manager

and

DRAFT

(b) Information Technology Services Division
City of San Antonio
P.O. Box 839966
San Antonio, Texas 78283-3966
Attention: Director

"The insurance provided by Licensee is primary to any insurance or self-insurance maintained by the City of San Antonio, Licensor."

"Any insurance or self-insurance maintained by the Licensor applies in excess of, and does not contribute with, insurance provided by Licensee."

Each insurance policy required by this License, excepting policies for Workers' Compensation and Employer's Liability, must contain the following clause:

"The City of San Antonio, its officials, employees, representatives and volunteers are added as additional insureds as respects operations and activities of, or on behalf of, the named insured performed under this License with the City of San Antonio."

8.05. If Licensee is not self-insured, Licensee must require its insurance carrier(s) to deliver to Licensor's Risk Manager and Information Technology and Services Division, upon request and without expense, copies of policies and endorsements pertinent to the limits required by Licensor. Licensor may request changes in policy terms, conditions, limitations, or exclusions (except where established by law). If Licensor does so and the changes would increase premiums, Licensor will provide 30 days prior notice of proposed changes to Licensee and an opportunity to discuss the changes. If Licensor still wants the changes after discussion, Licensee must make the changes and pay the cost thereof.

8.06. If Licensee makes improvements to the Premises, Licensee, or its contractors or subcontractors, must further provide Builder's Risk Insurance Coverage, Worker's Compensation and Employer's Liability Insurance Coverage, Professional Liability Insurance Coverage and any other liability or other insurance coverage in the amounts and types of coverage approved by Licensor's Risk Manager, covering all risks of physical loss during the term of any construction contract and until work is accepted by the City of San Antonio. Licensee, or its contractors or subcontractors, must procure and maintain the insurance, as well as other insurance coverage enumerated above, in full force and effect during the construction phase. Also, payment and performance bonds naming Licensor as indemnitee must be provided by Licensee or its contractors or subcontractors. If the construction is minor, Licensee may send a written request to the City's Director of Asset Management to waive the requirements in this Section, but a waiver may be granted only by Licensor's Risk Manager, whose decision is final.

8.07. If Licensee is not self-insured, within 30 days after the Effective Date, Licensee must deliver certificates to Licensor's Risk Manager and the Information and Technology Services Division, from Licensee's insurance carrier, reflecting all required insurance coverage. All endorsements and certificates must be signed by an authorized representative of the insurance company and must include the signatory's company affiliation and title. If requested by Licensor**,** Licensee's insurer must send Licensor documentation acceptable to Licensor that confirms that the individual signing the endorsements and certificates is authorized to do so by the insurance company.

DRAFT

8.08. The Notices and Certificates of Insurance must be provided to the same addresses as for notices of cancellation: P.O. Box 839966, San Antonio, Texas 78283-3966, Attention: City Clerk's Office, Information and Technology Services Division.

8.09. Nothing herein contained limits in any way Licensee's liability for damages to persons or property resulting from Licensee's activities or the activities of Licensee**'s** agents, employees, assignees or invitees under this License while on premises.

8.10. Licensee waives all claims against Licensor for injury to persons or property on the Premises, whether or not caused by Licensor's negligence. Licensor waives all claims against Licensee for injury to persons or property on or about the Premises, whether or not caused by Licensee's negligence.

9. Termination

9.01 Licensor may terminate this License at any time before expiration by giving Licensee ninety (90) days written notice.

9.02 Upon termination, all rights and privileges granted to Licensee cease, and Licensee must cease use of the Premises after 90 days from receipt of notice of termination and remove all equipment installed by Licensee. Licensor, at its option, may direct Licensee to remove all or any part of the improvements and appurtenances and restore the Premises, at Licensee's sole cost, to original condition.

10. Assignment/Sublicensing

This License is personal to Licensee and cannot be assigned or sublicensed by Licensee, without the prior written consent of Licensor, as evidenced by passage of a future City of San Antonio ordinance.

11. Condemnation

If the Premises are taken, in whole or in part, by eminent domain, then this License, at the option of Licensor, ceases on the date title to the land so taken or transferred vests in the condemning authority. Licensee waives all rights to any condemnation proceeds. Licensee may seek a separate condemnation award. Licensee shall be notified of condemnation proceeding with sufficient notice to be able to remove its equipment and appurtenances before the title is transferred.

DRAFT

12. Taxes and Licenses

Licensee is a municipal corporation and political subdivision of the State of Texas and is exempt from any and all taxes. If taxes are due, Licensee shall pay, on or before their respective due dates, to the appropriate collecting authority, if due and owing, all federal, state, and local taxes, license fees, permit fees, debts, and obligations, now or hereafter levied on the Premises or on Licensee or its property.

13. Prohibited Interests in Contracts

(a) The Charter of the City of San Antonio and its Ethics Code prohibit a Licensor officer or employee, as defined in Section 2-52 of the Ethics Code, from having a financial interest in any contract with Licensor or any City agency such as city owned utilities. An officer or employee has a "prohibited financial interest" in a contract with Licensor or in the sale to Licensor of land, materials, supplies or service, if any of the following individual(s) or entities is a party to the contract or sale:

(i) a Licensor officer or employee;

(ii) his/her parent, child or spouse;

(iii) a business entity in which the officer or employee, or his/her parent, child or spouse owns (i) 10% or more of the voting stock or shares of the business entity, or (ii) 10% or more of the fair market value of the business entity;

(iv) a business entity in which any individual or entity above listed is a (i) subcontractor on a City contract, (ii) a partner, or (iii) a parent or subsidiary business entity.

(b) Licensee certifies as follows:

(i) Licensee and its officers, employees and agents are neither officers nor employees of the Licensor.

(c) Licensee acknowledges that Licensor's reliance on the certification is reasonable.

14. Consent/Approval of Licensor.

Licensor's consent and approval under this License may be granted by the City Manager or his/her designee, unless the City Charter requires that the City Council consent by the passage of a separate City ordinance from the Authorizing Ordinance.

15. Subsequent Transfer by Licensor.

15.01 Upon written request, Licensee must, in writing,

DRAFT

(a) subordinate this License to the interest of any transferee of the Premises and to the lien of any mortgage or deed of trust, now or hereafter in force encumbering the Premises and to all advances made or hereafter to be made upon the security thereof;

(b) attorn to any transference of Licensor; and

(c) if Licensee is not in default hereunder, execute and deliver a Certificate of Estoppel and Subordination, Non-Disturbance and Attornment Agreement in form and substance acceptable to Licensor**,** if the transferee agrees not to disturb Licensee's possession of the Premises.

15.02. Foreclosure. Licensee must attorn to the purchaser at any foreclosure sale and recognize such sale and such purchaser as Licensor, if the purchaser recognizes Licensee's rights under this License and agrees not to disturb Licensee's possession of the Premises so long as Licensee is not in default hereunder.

16. Miscellaneous Provisions

16.01. Relationship Limited. This instrument creates only the relationship of Licensor and Licensee**.** The parties are not principal and agent, partners, joint ventures, or participants in any other enterprise between them.

16.02. Nondiscrimination. Licensee must not discriminate against any individual or group on account of race, color, gender, age, religion, national origin, or handicap, in employment practices or in the use of the Premises.

16.03. Release From Liability/Notice of Sale. If Licensor transfers ownership of the Premises**,** Licensor will have no liability or obligation relating to the period after transfer. Licensor's transferee will succeed to all Licensor's rights hereunder.

16.04. Yielding Up. Licensee must, at termination, yield the Premises up peacefully**,** excluding any improvements and fixtures, which are the property of the Licensee (other than trade fixtures).

16.05. Authority To Execute. The party or parties executing this License on behalf of the Licensee and Licensor personally warrant that each of them has full authority to do so.

16.06. Acknowledgment Of Reading. The parties acknowledge that they have thoroughly read this License, including any exhibits or attachments, and have sought and received whatever advice and counsel they deemed necessary to form a full and complete understanding of their rights and obligations and, having so done, execute this License freely and voluntarily.

16.07. Applicable Law. This License is entered in San Antonio, Bexar County, Texas. The Construction Of This License And The Rights, Remedies, And Obligations Arising Thereunder Are Governed By The Laws Of The State Of Texas. But the Texas conflicts of law rules must not cause the application of the laws of a jurisdiction other than Texas. The obligations performable hereunder by both parties are performable in San Antonio, Bexar County, Texas.

DRAFT

16.08. Severability. If any portion hereof is determined to be invalid or unenforceable, the determination does not affect the remainder hereof.

16.09. Successors. This License inures to the benefit of and binds the heirs, representatives, successors, and permitted assigns of each party. This clause does not authorize any assignment not otherwise authorized.

16.10. Integration. This written license represents the final agreement between the parties and may not be contradicted by evidence of prior, contemporaneous, or subsequent oral agreements of the parties. There are no oral agreements between the parties.

16.11. Modification. This License may not be changed orally but only by a written agreement, signed by the party against whom enforcement of any modification is sought. No such modification, express or implied, affects the right of the modifying party to require observance of either (i) any other term or (ii) the same term or condition as it applies on a subsequent or previous occasion.

16.12. Third Party Beneficiaries. This License is intended for the benefit of the parties hereto and their successors and permitted assigns only. There are no third-party beneficiaries.

16.13. Notices. Any notice provided for or permitted hereunder must be in writing and by certified mail, return receipt requested, addressed to the parties at their respective addresses set forth at the beginning. The giving of notice is complete three days after its deposit, properly addressed and postage prepaid, with the United States Postal Service. Failure to use certified mail does not defeat the effectiveness of notice actually received, but such notice is effective only on actual receipt. Address for notice may be changed by Licensor or Licensee only after giving proper notice of fifteen (15) calendar days' notice to the other.

16.14. Pronouns. In construing this License, plural constructions include the singular, and singular constructions include the plural. No significance attaches to whether a pronoun is masculine, feminine, or neuter. The words "herein," "hereof," and other, similar compounds of the word "here" refer to this entire License, not to any particular provision of it.

16.15. Captions. Paragraph captions in this License are for ease of reference only and do not affect the interpretation hereof.

16.16. Counterparts. This License may be executed in multiple counterparts, each of which is an original, whether or not all parties sign the same document. Regardless of the number of counterparts, they constitute only one agreement. In making proof of this License, one need not produce or account for more counterparts than necessary to show execution by or on behalf of all parties.

16.17. Further Assurances. The parties must execute and deliver such additional documents and instruments as may be required to affect fully the provisions hereof. No such additional document(s), however, may alter the rights or obligations of the parties as contained in this License

DRAFT

16.18. Ambiguities Not to Be Construed against Drafter. Any ambiguities found in this License must be resolved without resort to construction against the drafter.

16.19 Public Information. Licensee acknowledges that this instrument is public information within the meaning of Chapter 552 of the Texas Government Code and accordingly may be disclosed to the public.

In Witness Whereof, the parties have caused their representatives to set their hands:

Licensor:
City of San Antonio,
a Texas municipal corporation

By: _____

Printed Name: _____

Title: _____

Date: _____

Attest:

_____
City Clerk

Approved As To Form:

_____
City Attorney

THE STATE OF TEXAS §
COUNTY OF BEXAR §

This instrument was acknowledged before me on this date by _____, of the City of San Antonio, a Texas municipal corporation, in the capacity therein stated and on behalf of that entity.

Date: _____ _____
Notary Public, State of Texas

My Commission expires: _____

DRAFT

Licensee:

City of Helotes,
A Type A General Law Municipal Corporation and Political Subdivision of the State of Texas

By: _____
Thomas A. Schoolcraft
Mayor

THE STATE OF TEXAS §
COUNTY OF BEXAR §

This instrument was acknowledged before me on this date by Thomas A. Schoolcraft, of the City of Helotes, in the capacity therein stated and on behalf of that entity.

Date: _____ _____
Notary Public, State of Texas

My Commission expires: _____

DRAFT

CITY COUNCIL
AGENDA ITEM REQUEST FORM

MEETING DATE: September 24, 2020

AGENDA PLACEMENT:

- ☐ **PUBLIC HEARING**
- ☐ **RECOGNITION**
- ☐ **UNFINISHED BUSINESS**
- ☐ **CONSENT**
- ☒ **INDIVIDUAL**
- ☐ **CLOSED**

CAPTION:

Discussion of and action on an Ordinance of the City Council of the City of Helotes, Texas amending Municipal Code of Ordinances Chapter 70 *Solid Waste* by revising Article I *Collection and Disposal* and by adding Article III *Trimming by Tree Contractor*s. (Staff)

EXECUTIVE SUMMARY:

In the last few years, Staff has observed an increase in the volume of tree removal and trimming debris left by commercial tree contractors, especially during the City's brush collection period. Currently, the provisions for commercial tree contractors are only located within the Solid Waste Collection and Disposal Services Contract between the City and C-6 Disposal System, Inc.

The proposed amendments to Chapter 70 *Solid Waste* will allow the City to regulate the debris removal of commercial tree contractors. These amendments coincide with the provisions of the current Contract and will assist Staff in enforcement. In summary, the amendments are:

- Article I *Collection and Disposal* – inserted defined terms; and
- Article II *Trimming by Tree Contractors* – added debris removal provisions.

ATTACHMENTS:

Attachment A – Ordinance (amended - red lined copy)

PREPARED BY: Dustin Blaschke, Animal Control/Code Enforcement Officer

DATE SUBMITTED: September 16, 2020

ORDINANCE NO. 20-_____

AN ORDINANCE OF THE CITY COUNCIL OF THE CITY OF HELOTES, TEXAS AMENDING MUNICIPAL CODE OF ORDINANCES CHAPTER 70 *SOLID WASTE* BY REVISING ARTICLE I *COLLECTION AND DISPOSAL* AND BY ADDING ARTICLE III *DUTY OF THE TREE CONTRACTOR*; AUTHORIZING THE CITY ADMINISTRATOR TO TAKE ALL NECESSARY STEPS TO IMPLEMENT THE PROVISIONS OF THIS ORDINANCE; PROVIDING A PENALTY; INCORPORATING RECITALS; PROVIDING FOR SEVERABILITY; REPEALING ANY OTHER CODE PROVISIONS, ORDINANCES, OR PARTS OF ORDINANCES, AND OTHER PROVISIONS IN CONFLICT HEREWITH; AND SETTING AN EFFECTIVE DATE.

WHEREAS, the City Council of the City of Helotes desires to amend Municipal Code of Ordinances Chapter 70 *Solid Waste* in order to preserve, protect, and promote public health and safety.

NOW, THEREFORE, BE IT ORDAINED BY THE CITY COUNCIL OF THE CITY OF HELOTES, TEXAS THAT:

SECTION ONE. **AMENDMENT** Municipal Code of Ordinances Chapter 70 *Solid Waste* is hereby amended and shall read as follows:

"Chapter 70 *Solid Waste*

ARTICLE I. – COLLECTION AND DISPOSAL

Sec. 70-1. Definitions

The following words, terms and phrases, when used in this chapter, shall have the meanings ascribed to them in this section, except where the context clearly indicates a different meaning:

Bulky Items and White Goods: Solid waste comprised of large household items, including, but not limited to, stoves, refrigerators, water tanks, washing machines, discarded bathroom fixtures, furniture, mattresses, television sets, and other household items that cannot be handled by normal solid waste processing, collection, or disposal methods. The terms do not include construction or remodeling debris in excess of one hundred pounds (100 lbs.) per item, plant materials, rocks, dirt, dead animals, brush items, hazardous, special, or infectious wastes, tires, car batteries, or stable matter. Bulky items and white goods resulting from work completed by a commercial or private contractor shall be removed from the parcel by the commercial or private contractor and will not be picked up by the solid waste service provider during bulky item pickup.

Brush Items: Solid waste comprised of undergrowth, small trees, and shrubs personally cut / trimmed by the owner of the same parcel and placed curbside for regularly-scheduled brush item pickup. Brush items cut / trimmed by a commercial or private contractor shall be removed from

DRAFT

the parcel by the commercial or private contractor and will not be picked up by the solid waste service provider during brush item pickup.

Debris: means discarded, decayed or used materials that are harmful to the safety of the owner or public and/or create a fire hazard or rodent harborage.

Franchise holder: means the agent providing solid waste collection and disposal services exclusively to the City.

Recyclable Material: The following constitutes recyclable materials within the City:

i. Paper: Goods made of paper, such as circulars, catalogs, carbonless paper, dry goods packaging without liners, envelopes, file folders, flattened cardboard, junk mail, magazines, newspapers, office paper, paperback books, paper bags, paper towel / toilet paper cores, and non-metallic gift wrap. Phone books and wet or yellowed paper are not included in the definition of paper goods.

ii. Glass Bottles and Jars: Beverage bottles, food and condiment bottles, and jars made of glass with lids removed and bottles and jars rinsed clean. Mirrors, windows, ceramics, or other glass or glazed materials are not included in the definition of glass bottles and jars.

iii. Metal Cans: Aluminum, steel, and tin beverage and food cans rinsed clean, rinsed baking tins, and empty aerosol cans with nozzles removed.

iv. Plastics: Goods made of plastic and labeled No. 1 thru No. 7 with all lids removed and bottles rinsed. Examples include beverage bottles, shampoo and lotion bottles, meat trays, condiment bottles, prescription and medicine bottles with labels removed, and bundled plastic grocery bags.

Property owner: means the owner, occupant, or tenant of the property.

Solid Waste: Solid waste shall be considered, for purposes of this Ordinance, a collective term comprised of garbage, brush items, bulky items, refuse, construction and remodeling debris, stable matter, rubbish, white goods, and dead animals.

Tree contractor: means any professional tree care service, commercial yard or garden service, person, firm, corporation, business entity, or utility performing trimming, cutting, or removal of trees or gardening work under the direction of a proprietor, resident or utility on private property in the City, ordinarily, but not exclusively, for remuneration.

Sec. 70-2. Service provider.

The city may either establish its own solid waste and recyclable material collection, removal, and disposal services system or it may by ordinance designate a solid waste and recyclable material collection, removal, and disposal services system franchise holder as its exclusive agent.

DRAFT

Sec. 70-~~2~~3. Participation in service.

Each residential, commercial, or industrial unit shall utilize the solid waste and recyclable material collection, removal, and disposal services provided by the city or the city's franchise holder. Failure to utilize such disposal services does not negate the charges for the services, nor does it relieve the unit of the responsibility to pay said charges even when the city or franchise holder initiates stop service for failure by a unit to pay the city or franchise holder for solid waste and recyclable material collection, removal, and disposal services. Units producing a volume of solid waste or recyclable material above the quantity limitations prescribed herein or within the franchise holder's contract shall, after first applying for and receiving a written permit from the city, contract with the city or the franchise holder at the unit's expense for the removal of the solid waste or recyclable material under conditions to be set out fully in said permit.

Sec. 70-~~3~~4. Prohibited acts.

(a) Unless authorized elsewhere in this Article or within the franchise holder's contract, it shall be unlawful for any unit or other entity to dump any solid waste or recyclable material of any type on any vacant property or along any public right of way within the City limits.

(b) Unless authorized elsewhere in this Article or within the franchise holder's contract, it shall be unlawful for any unit or other entity to dump any solid waste or recyclable material of any type in any public right of way within the City limits.

(c) Bulky items and white goods shall not be visible from a public right-of-way at standing eye level except one week prior to the scheduled the bulky items pick up week. Covering the bulky items with tarps will not satisfy the requirements for storage out of public view.

(d) Brush items shall not be visible from a public right-of-way at standing eye level except two weeks prior to the scheduled brush pick up week. Covering the brush items with tarps will not satisfy the requirements for storage out of public view. Stacking or stockpiling brush on any residential lot during the year in anticipation of a scheduled brush collection is strictly prohibited.

Sec. 70-~~4~~5. Penalty.

Any unit or entity charged with violating any provision of this Article shall be cited for a misdemeanor offense, and, upon conviction for such violation, shall be punished by a penalty of not less than $25.00 nor more than $2,000.00. Each day of continuation of each such violation shall be a separate offense and punishable as such.

Secs. 70-~~5~~6 – 70-20. - Reserved.

DRAFT

ARTICLE II. – DUMPING AND DUMPED MATERIALS

Sec. 70-21. Dumping prohibited; dumped materials in developed areas.

It shall be unlawful to dump any weeds, brush, rubbish, trash or other debris whatever in any lot or parcel of real estate in the developed areas within the city. In developed areas of the city, whenever and wherever dumped materials such as weeds, brush or rubbish from dumping shall exist, covering or partially covering the surface of any lot or parcel, such condition is hereby declared to be a public nuisance, the prompt abatement of which is a public necessity. All property within the developed areas of the city shall be kept completely free and clear of dumped materials, such as weeds, brush, rubbish and trash, whether dumped by the owner or with his permission or not.

Sec. 70-22. Dumped materials in other areas.

(a) In other areas of the city, that portion of any lot or parcel of land within 100 feet of any creek bed or within 50 feet of any public street or road which is within 75 feet of any building shall be kept completely free and clear of any dumped materials, such as weeds, brush, or rubbish.

(b) Whenever and wherever dumping from materials such as weeds, brush or rubbish shall exist, covering or partially covering this portion of any lot or parcel in a city block which is not a developed area, such condition is hereby declared to be a public nuisance, the prompt abatement of which is a public necessity.

Sec. 70-23. Duty of property owners.

It is the duty and responsibility of the owners of property within the city to keep and maintain their properties in compliance with the above standards.

Sec. 70-24. Notice of violation.

Whenever the building inspector receives information of the existence of any property not meeting the standards set out in sections 70-21 and 70-22, he, or any building inspector or sanitary officer assigned such responsibility, shall serve the owner of the property with a written notice informing the owner of such condition and directing that action be taken to bring the property into compliance within 15 days.

Sec. 70-25. Enforcement; penalty.

It shall be unlawful for the owner or tenant of any land within the city to fail to have any dumped materials, such as weeds, brush, or rubbish and trash removed, or otherwise bring property into compliance with the standards set forth above, within 15 days after notice is received directing that such standards be met; the employee of the city assigned such duties

shall, whenever a violation is found, file a complaint with the municipal court; and the prosecutor of the municipal court assigned such duties shall prosecute the case and upon conviction for violation hereof the owner shall be subject to a fine of not more than $4,000.00. Each day's violation hereof shall constitute a separate offense.

Secs. 70-26 — 70-40. - Reserved.

ARTICLE III. – TRIMMING BY TREE CONTRACTORS

Sec. 70-41. Duty of property owners.

The property owner shall ensure that tree trimmings, tree cuttings, and yard/garden clippings resulting from work done by tree contractors shall be removed by the same tree contractor within 48 hours of said work. City employees or franchise holder shall not pick up or remove tree limbs, tree cuttings, grass clippings or other yard debris left by tree contractors. Such debris shall be deemed illegally dumped after 48 hours and the property owner shall be in violation of Article II of this Chapter and subject to a penalty as listed in the same article.

Sec. 70-42 Duty of tree contractors.

(a) All tree contractors are required to obtain a permit regulated under Chapter 94, Section 94-3.

(b) All debris resulting from tree trimmings, tree cuttings, and yard/garden clippings by tree contractors shall be removed by the tree contractor who created the debris within 48 hours of said work. Such debris shall be deemed illegally dumped after 48 hours.

(c) The trimming or cutting of oak trees susceptible to oak wilt is regulated under Chapter 94, Section 94-6.

(d) All debris stated above shall be transported in vehicles which are covered by a metal top, screening, canvas or in such other manner so as to prevent the escape of any such debris. Debris escaping from such vehicles shall be deemed as litter, and the driver shall be responsible for littering.

Secs. 70-43 — 70-50. - Reserved."

SECTION TWO. AUTHORIZATION. The City Administrator is authorized to take all necessary steps to implement the provisions of this Ordinance.

SECTION THREE. SEVERABILITY. If any section, subsection, sentence, clause, or phrase of this Ordinance is for any reason held to be unconstitutional or illegal, such decision shall not affect the validity of the remaining sections of this Ordinance. The City Council hereby declares that it would have passed this Ordinance, and each section, subsection, clause, or phrase

DRAFT

thereof, irrespective of the fact that any one or more sections, subsections, sentences, clauses, or phrases be declared void.

SECTION FOUR. REPEALER. All other Code provisions, ordinances or parts of ordinances, and other provisions in conflict herewith are repealed to the extent of said conflict.

SECTION FIVE. FINDINGS. The City Council finds all of the above recitals to be true and correct and incorporates the same in this Ordinance as findings of fact.

SECTION SIX. EFFECTIVE DATE. This Ordinance shall be effective immediately upon its approval by City Council.

PASSED AND APPROVED this 24th day of September, 2020.

_____
Thomas A. Schoolcraft
MAYOR

ATTEST:

_____
Celina Perez
CITY SECRETARY

DRAFT

CITY COUNCIL
AGENDA ITEM REQUEST FORM

MEETING DATE: September 24, 2020

AGENDA PLACEMENT:

- ☐ **PUBLIC HEARING**
- ☐ **RECOGNITION**
- ☐ **UNFINISHED BUSINESS**
- ☐ **CONSENT**
- ☒ **INDIVIDUAL**
- ☐ **CLOSED**

CAPTION:

Discussion of and action on a Resolution of the City Council of the City of Helotes, Texas approving appropriations for the City of Helotes Economic Development Corporation's (EDC) FYE 2021 Maintenance & Operating, Interest & Sinking, and Capital Budgets beginning October 1, 2020 and ending September 30, 2021 to support the EDC's programs, "Projects," as defined by Texas Local Government Code Chapter 505 *Type B Corporations*. (Staff)

EXECUTIVE SUMMARY:

The EDC Board of Directors held Public Hearings on August 19, 2020 and September 16, 20200 to give all interested persons the right to comment on the proposed FYE 2021 City of Helotes Economic Development Corporation (EDC) Budget. City Council held Public Hearings on August 27, 2020 and September 10, 2020. No public comments were received by either body, at any of the hearing dates.

Notable changes in the final proposed FYE 2021 EDC Budget are:

- Account No. 05-510-5211 *Marketing / Tourism* - Dedication of $110,000.00 to support the City with supplies, special event assistant costs and other eligible expenses for *MarketPlace*, the *Cornyval Parade*, and the *Cowboy Christmas Parade* (these events promote local businesses as prescribed by Local Government Code); and

- Account No. 05-510-5214 *Management Services Agreement* – Annual agreement fee increased from $15,000.00 to $30,000.00 based upon estimated work hours by the City Administrator, Finance Director, City Secretary, Purchasing Agent, and Public Relations Specialist.

ATTACHMENTS:

Attachment A – Resolution and FYE 2021 EDC Budget

PREPARED BY: City Staff

DATE SUBMITTED: September 16, 2020

RESOLUTION NO. 20-_____

A RESOLUTION OF THE CITY COUNCIL OF THE CITY OF HELOTES, TEXAS APPROVING APPROPRIATIONS FOR THE CITY OF HELOTES ECONOMIC DEVELOPMENT CORPORATION'S (EDC) FISCAL YEAR ENDING (FYE) 2021 MAINTENANCE AND OPERATING, INTEREST AND SINKING, AND CAPITAL BUDGETS BEGINNING OCTOBER 1, 2020 AND ENDING SEPTEMBER 30, 2021 TO SUPPORT THE EDC'S PROGRAMS, "PROJECTS," AS DEFINED BY TEXAS LOCAL GOVERNMENT CODE CHAPTER 505 *TYPE B CORPORATIONS*, AND COOPERATIVES; AUTHORIZING THE CITY ADMINISTRATOR AND EDC EXECUTIVE DIRECTOR TO TAKE ALL NECESSARY STEPS TO IMPLEMENT THE PROVISIONS OF THIS RESOLUTION; INCORPORATING RECITALS; PROVIDING FOR SEVERABILITY; AND ADOPTING AN EFFECTIVE DATE.

WHEREAS, the mission of the EDC is to promote, encourage, and enhance the creation of jobs and the expansion of the local sales and property tax base through economic development projects that assist in the retention and expansion of existing employers and which attract new employers and aid in their development, growth, and investment of human and capital resources within the City of Helotes; and

WHEREAS, the vision of the EDC includes a balance of sales and property taxes that considers our town's historic roots and unique environment, resulting in an improved quality-of-life for all Helotes citizens; and

WHEREAS, the proposed FYE 2021 Maintenance and Operating, Interest and Sinking, and Capital Budgets (the "Budgets") were duly presented to the EDC Board of Directors by the EDC President and the Executive Director and two public hearings were held thereon on August 19, 2020 and September 16, 2020, and notice of said hearings having first been duly published in the San Antonio Express News, on the EDC website, and on the City of Helotes electronic bulletin board; and

WHEREAS, the EDC Board of Directors reviewed and amended the attached FYE 2021 Budgets, and any such amendments, approved by the EDC Board of Directors on September 16, 2020, have been identified and included within the attached Budgets; and

WHEREAS, the EDC Board of Directors officially found that all line items outlined within the attached FYE 2021 Budgets comply with the requirements and purposes of the election authorizing the use of additional sales and use tax monies for economic development purposes and constitute qualified "Projects," as defined Texas Local Government Code Chapter 505 *Type B Corporations*; and

WHEREAS, pursuant to Sec. 505.158 of the Texas Local Government Code, the City Council of the City of Helotes shall adopt a Resolution approving the EDC's appropriations, Budgets, programs, "Projects," and cooperatives for FYE 2021 beginning October 1, 2020 and ending September 30, 2021 after giving at least two separate readings and whereas the City Council held two public hearings on August 27, 2020 and September 10, 2020.

NOW, THEREFORE, BE IT RESOLVED BY THE CITY COUNCIL OF THE CITY OF HELOTES, TEXAS THAT:

SECTION ONE: That appropriations for the EDC's FYE 2021 Maintenance and Operating, Interest and Sinking, and Capital Budgets, beginning October 1, 2020 and ending September 30, 2021, to support the EDC's programs, "Projects," as defined by Texas Local Government Code Chapter 505 *Type B Corporations*, and cooperatives be fixed and determined for said terms in accordance with the expenditures shown in the EDC's FYE 2021 Budgets, a copy of which is attached hereto as Exhibit A.

SECTION TWO: That said appropriations supporting EDC programs, "Projects," and cooperatives are hereby approved in all respects by the City Council of the City of Helotes, Texas and adopted as the EDC Maintenance and Operating, Interest and Sinking, and Capital Budgets for the fiscal year beginning October 1, 2020 and ending September 30, 2021.

SECTION THREE: That the City Administrator, serving as the EDC Executive Director, is hereby authorized to take all necessary steps to implement the provisions of this Resolution and is given the authority to sign documents authorizing the payment of funds and to expend public monies that have been approved and appropriated within said Budgets.

SECTION FOUR: That this Resolution shall take effect on October 1, 2020.

SECTION FIVE: That the City Council finds all of the above recitals to be true and correct and incorporates the same in this Resolution as findings of fact.

SECTION SIX: That if any section, subsection, sentence, clause, or phrase of this Resolution is for any reason held to be unconstitutional or illegal, such decision shall not affect the validity of the remaining sections of this Resolution. The City Council hereby declares that it would have passed this Resolution, and each section, subsection, clause, or phrase thereof, irrespective of the fact that any one or more sections, subsections, sentences, clauses, or phrases be declared void.

PASSED AND APPROVED this 24th day of September, 2020.

APPROVED:

_____

Thomas A. Schoolcraft, Mayor

ATTEST:

_____

Celina Perez, City Secretary

DRAFT

HELOTES
TEXAS
ECONOMIC DEVELOPMENT

CORPORATION FUND

Attachment A
Exhibit A

EDC 05		2016-2017 ACTUAL	2017-2018 ACTUAL	2018-2019 ACTUAL	2019-2020 CURRENT	Y-T-D ACTUAL	PROJECTED YEAR END	PROPOSED 2020-2021
NON-PROPERTY TAX								
401-3140	SALES TAX	$ 757,921.00	$ 1,215,880.00	$ 1,470,234.00	$ 1,465,952.00	$ 1,311,691.75	$ 1,568,394.00	$ 1,474,767.00
401-3150	MIXED BEVERAGES	$ 8,733.00	$ 9,302.00	$ 9,815.00	$ 9,815.00	$ 7,948.35	$ 7,600.00	$ 9,815.00
401-3160	SUBLEASE FROM CHAMBER					$ -	$ 900.00	$ 3,600.00
TOTAL		**$ 766,654.00**	**$ 1,225,182.00**	**$ 1,480,049.00**	**$ 1,475,767.00**	**$ 1,319,640.10**	**$ 1,576,894.00**	**$ 1,488,182.00**
MISCELLANEOUS REVENUE								
406-1010	INTEREST	$ 3,009.00	$ 9,534.00	$ 21,643.00	$ 21,315.00	$ 13,685.22	$ 15,630.00	$ 12,000.00
406-1060	TRANSFERS IN/OUT	$ (2,520.00)	$ -	$ (99,293.00)	$ -	$ -	$ -	$ -
TOTAL MISC REVENUES		**$ 489.00**	**$ 9,534.00**	**$ (77,650.00)**	**$ 21,315.00**	**$ 13,685.22**	**$ 15,630.00**	**$ 12,000.00**
PERSONNEL								
510-5101	SALARIES	$ -	$ -	$ 67,679.00	$ 72,545.00	$ 62,696.29	$ 72,545.00	$ 74,721.35
510-5111	LONGEVITY	$ 860.00	$ 980.00	$ 1,100.00	$ 1,220.00	$ 1,220.00	$ 1,220.00	$ 1,460.00
510-5113	BENEFITS	$ -	$ -	$ 15,154.00	$ 18,266.00	$ 14,594.46	$ 18,266.00	$ 19,360.04
PERSONNEL	**TOTAL**	**$ 860.00**	**$ 980.00**	**$ 83,933.00**	**$ 92,031.00**	**$ 78,510.75**	**$ 92,031.00**	**$ 95,541.39**
CONTRACTUAL SERVICES								
510-5201	MEMBERSHIPS, DUES & LICENSES	$ 5,741.00	$ 9,419.00	$ 9,601.00	$ 16,000.00	$ 11,832.80	$ 13,055.00	$ 15,000.00
510-5202	AUDIT FEES	$ 3,000.00	$ 3,100.00	$ 3,200.00	$ 3,200.00	$ 3,300.00	$ 3,300.00	$ 3,400.00
510-5203	SCHOOLS, SEMINARS, CONFERENCES	$ 1,247.00	$ 1,784.00	$ 1,034.00	$ 3,000.00	$ 79.00	$ 500.00	$ 3,200.00
510-5204	INTL. CONF. SHOPPING CENTERS	$ 7,528.00	$ 4,664.00	$ 8,173.00	$ 8,916.00	$ 1,928.04	$ 3,128.00	$ 3,200.00
510-5205	BANK FEES	$ -	$ -	$ -	$ 500.00	$ 500.00	$ 500.00	$ 750.00
510-5206	LEGAL FEES	$ 4,147.00	$ 2,868.00	$ 624.00	$ 5,000.00	$ 1,385.00	$ 2,000.00	$ 3,000.00
510-5208	CONC. DESIGN & LAND USE PLANS	$ -	$ 7,300.00	$ 1,781.00	$ 15,000.00	$ -	$ -	$ 15,000.00
510-5210	WORKSHOPS & PROMOTIONS	$ 1,000.00	$ -	$ 189.00	$ 3,000.00	$ -	$ -	$ 3,000.00
510-5211	MARKETING / TOURISM	$ 28,178.00	$ 11,099.00	$ 17,115.00	$ 35,000.00	$ 13,107.30	$ 25,000.00	$ 30,000.00
	MARKETING /CITY EVENTS							$ 110,000.00
510-5212	WEBSITE DEV. & MAINTENANCE	$ 1,050.00	$ 6,336.00	$ 9,974.00	$ 9,791.00	$ 7,929.09	$ 9,791.00	$ 12,000.00
510-5214	MANAGED SVCS. AGREEMENT	$ 15,000.00	$ 11,084.00	$ 5,524.00	$ 5,400.00	$ 15,000.00	$ 15,000.00	$ 30,000.00
510-5215	DEBT SERVICE	$ 195,000.00	$ 200,000.00	$ 323,040.00	$ 329,210.00	$ 329,210.22	$ 329,210.00	$ 321,669.00
510-5224	OFFICE RENTAL	$ -	$ 17,031.00	$ 9,500.00	$ 10,800.00	$ 8,500.00	$ 9,700.00	$ 12,000.00
510-5225	OTHSD PARKING LOT LEASE	$ -	$ 162.00	$ 5,169.00	$ 5,520.00	$ 4,000.00	$ 5,520.00	$ 5,520.00
510-5227	CAPACITY / GAP ANALYSES	$ -	$ -	$ -	$ 15,000.00	$ -	$ -	$ -
510-5228	VISITOR CENTER	$ -	$ -	$ -	$ 50,000.00	$ -	$ -	$ 50,000.00
510-5229	GATEWAY SIGNAGE	$ -	$ -	$ -	$ 50,000.00	$ -	$ -	$ -
CONTRACTUAL SERVICES	**TOTAL**	**$ 261,891.00**	**$ 274,847.00**	**$ 394,924.00**	**$ 565,337.00**	**$ 396,771.45**	**$ 416,704.00**	**$ 617,739.00**
COMMODITIES								
510-5301	OFFICE SUPPLIES	$ 957.00	$ 3,037.00	$ 392.00	$ 3,000.00	$ 222.04	$ 1,500.00	$ 2,000.00
510-5302	OPERATIONAL EXPENSES	$ 1,755.00	$ 15,703.00	$ 14,093.00	$ 14,362.00	$ 7,728.99	$ 8,000.00	$ 8,500.00
510-5305	COMMUNICATION EQUIPMENT	$ 235.00	$ 1,362.00	$ 1,254.00	$ 1,232.00	$ 942.57	$ 1,232.00	$ 1,232.00
510-5326	EXPENSE REIMBURSEMENT	$ 129.00	$ -	$ 168.00	$ 183.00	$ 82.23	$ 150.00	$ 250.00
510-5333	380 AGREEMENT REIMBURSEMENTS	$ -	$ 421,727.00	$ 567,982.00	$ 567,982.00	$ 442,798.63	$ 567,982.00	$ 600,000.00
COMMODITIES	**TOTAL**	**$ 3,076.00**	**$ 441,829.00**	**$ 583,889.00**	**$ 586,759.00**	**$ 451,774.46**	**$ 578,864.00**	**$ 611,982.00**
TOTAL REVENUES		**$ 767,143.00**	**$ 1,234,716.00**	**$ 1,402,399.00**	**$ 1,497,082.00**	**$ 1,333,325.32**	**$ 1,592,524.00**	**$ 1,500,182.00**
TOTAL EXPENSES		**$ 265,827.00**	**$ 717,656.00**	**$ 1,062,746.00**	**$ 1,244,127.00**	**$ 927,056.66**	**$ 1,087,599.00**	**$ 1,325,262.39**
TOTAL OVER & UNDER		**$ 501,316.00**	**$ 517,060.00**	**$ 339,653.00**	**$ 252,955.00**	**$ 406,268.66**	**$ 504,925.00**	**$ 174,919.61**

Attachment A
Exhibit A

EDC 05

2016-2017 ACTUAL	2017-2018 ACTUAL	2018-2019 ACTUAL	2019-2020 CURRENT	Y-T-D ACTUAL	PROJECTED YEAR END	PROPOSED 2020-2021

Memberships, Dues, & Licenses 510-5201

TEDC	$	1,300.00
IEDC	$	455.00
ICSC	$	200.00
Business Journal	$	100.00
GISPlanning & RealMassive	$	10,700.00
Helotes Area Chamber of Commerce	$	1,000.00
TOTAL	**$**	**13,755.00**

Schools, Seminars, & Conferences 510-5203

TEDC Workshops	$	1,400.00
IEDC Cert Training	$	1,800.00
TOTAL	**$**	**3,200.00**

Trade Shows 510-5204

Retail Live Conference	$	1,200.00
ICSC Texas Conference	$	2,000.00
TOTAL	**$**	**3,200.00**

Marketing/Tourism 510-5211

Marketing	$	30,000.00
TOTAL	**$**	**1,500,182.00**

MarketPlace	$	88,000.00
Cornyval Parade	$	17,000.00
Christmas Parade	$	5,000.00
TOTAL	**$**	**110,000.00**

FUND BALANCE (10-01-2019)	**$**	**1,291,095.68**
TOTAL PROJECTED REVENUE	**$**	**1,592,524.00**
TOTAL PROJECTED EXPENSES	**$**	**(1,087,599.00)**
LIABILITY RESERVES FY20		
SPLASH PAD	$	(300,000.00)
SIDEWALKS	$	(175,000.00)
SBLAP	$	(336,000.00)
TOTAL LIABILITY	**$**	**(811,000.00)**
UNRESERVED BALANCE (09-30-20)	**$**	**985,020.68**

Managed Services 510-5214

	$30,000
City Adminstrator 25%	
Finance Director 5%	
Purchasing 5%	
Public Relations 8%	
City Secretary 3%	
Human Resources 1.3%	

CITY COUNCIL
AGENDA ITEM REQUEST FORM

MEETING DATE: September 24, 2020

AGENDA PLACEMENT:

- ☐ **PUBLIC HEARING**
- ☐ **RECOGNITION**
- ☐ **UNFINISHED BUSINESS**
- ☐ **CONSENT**
- ☒ **INDIVIDUAL**
- ☐ **CLOSED**

CAPTION:

Discussion of and action on an Ordinance of the City Council of the City of Helotes, Texas making appropriations for the support of the City of Helotes for the fiscal year beginning October 1, 2020 and ending September 30, 2021; appropriating money to a sinking fund to pay the interest and principal of the City's indebtedness; adopting the annual Budget of the City of Helotes for the 2020 – 2021 fiscal year; authorizing personnel positions and salaries; setting the 2020 – 2021 holiday schedule for City employees; and authorizing the City Administrator to expend monies and sign documents in accordance with said Budget. (Staff)

EXECUTIVE SUMMARY:

The proposed FYE 2021 Municipal Budget was presented at the regular City Council Meeting on August 13, 2020. The proposed budget is available on the City's website.

Following the presentation, City Council held Public Hearings on August 27, 2020 and September 10, 2020 to give all interested persons the right to comment on the proposed budget. No public comments were received at either of the hearing dates.

City Council should adopt the FYE 2021 Municipal Budget no later than September 29, 2020. In general, the final proposed budget includes:

- The ad valorem (property) tax rate for Tax Year 2020 at $0.346524 per $100 valuation;
- A 3% salary increase (2% cost of living & 1% merit);
- A 19% increase in health insurance premiums;
- Estimated FYE general fund total revenues of $8,375,971; and
- Estimated FYE general fund total expenditures of $8,272,158.

MOTION:

A vote to adopt the budget must be a recorded vote by the governing body as prescribed by Texas Local Government Code Chapter 102 *Municipal Budget*, Section 102.007(a).

ATTACHMENTS:

Attachment A – Ordinance and FYE 2021 Municipal Budget

PREPARED BY: City Staff

DATE SUBMITTED: September 8, 2020

ORDINANCE NO. 20-_____

AN ORDINANCE OF THE CITY COUNCIL OF THE CITY OF HELOTES, TEXAS MAKING APPROPRIATIONS FOR THE SUPPORT OF THE CITY OF HELOTES FOR THE FISCAL YEAR BEGINNING OCTOBER 1, 2020 AND ENDING SEPTEMBER 30, 2021; APPROPRIATING MONEY TO A SINKING FUND TO PAY THE INTEREST AND PRINCIPAL OF THE CITY'S INDEBTEDNESS; ADOPTING THE ANNUAL BUDGET(S) OF THE CITY OF HELOTES FOR THE 2020 – 2021 FISCAL YEAR; AUTHORIZING PERSONNEL POSITIONS AND SALARIES; SETTING THE 2020 – 2021 HOLIDAY SCHEDULE FOR CITY EMPLOYEES; AUTHORIZING THE CITY ADMINISTRATOR TO EXPEND MONIES AND SIGN DOCUMENTS IN ACCORDANCE WITH SAID BUDGET(S); INCORPORATING RECITALS; PROVIDING FOR SEVERABILITY; REPEALING ANY OTHER CODE PROVISIONS, ORDINANCES, OR PARTS OF ORDINANCES, AND OTHER PROVISIONS IN CONFLICT HEREWITH; AND SETTING AN EFFECTIVE DATE.

WHEREAS, a proposed, balanced municipal Budget(s) for the fiscal year beginning October 1, 2020 and ending September 30, 2021 was duly presented to the City Council by Mayor Thomas A. Schoolcraft on August 13, 2020; and

WHEREAS, public hearings were held on the proposed Budget(s) and Tax Year 2020 ad valorem (property) tax rate on August 27, 2020 and September 10, 2020, and notice of said hearings having first been duly published in the San Antonio Express News; and

WHEREAS, the City Council has reviewed and amended the proposed Budget(s), and changes, as approved by the City Council, have been identified and their effect included within said Budget(s).

NOW, THEREFORE, BE IT ORDAINED BY THE CITY COUNCIL OF THE CITY OF HELOTES, TEXAS THAT:

SECTION ONE: *Budget*. The appropriations for the fiscal year beginning October 1, 2020 and ending September 30, 2021 for the support of the general government of the City of Helotes, Texas (the "City") be fixed and determined for said terms in accordance with the expenditures shown in the City's Fiscal Year 2020 – 2021 Budget(s), a copy of which is attached hereto as Exhibit A.

SECTION TWO: *Approval*. Said Budget(s) is hereby approved in all respects and adopted as the City's Budget(s) for the fiscal year beginning October 1, 2020 and ending September 30, 2021.

DRAFT

SECTION THREE: *Indebtedness*. There is hereby appropriated the amount shown in said Budget(s) necessary to provide for a sinking fund for the repayment of the principal and interest and the retirement of the bonded debt requirement of Fiscal Year 2020 – 2021.

SECTION FOUR: *Employee Positions and Salaries*. There is hereby established for Fiscal Year 2020 – 2021 a schedule of authorized employee positions and salaries, as contained in Exhibit A. Authorized employee positions and salaries are initially established by this Ordinance; however, changes to employee positions and salaries may occur during Fiscal Year 2020 – 2021 through the authorization of the City Administrator.

SECTION FIVE: *Holiday Schedule*. There is hereby established for the Fiscal Year 2020 – 2021 a schedule of authorized holidays on which City offices will be closed, as contained in Exhibit A. Changes to the holiday schedule may occur during Fiscal Year 2020 – 2021 through the authorization of the City Administrator.

SECTION SIX: *Authorization*. The City Council hereby authorizes the City Administrator to sign documents authorizing the payment of funds and to expend public monies that have been approved and appropriated in this Budget(s).

SECTION SEVEN: *Findings*. The City Council finds all of the above recitals to be true and correct and incorporates the same in this Ordinance as findings of fact.

SECTION EIGHT: *Severability*. If any section, subsection, sentence, clause, or phrase of this Ordinance is for any reason held to be unconstitutional or illegal, such decision shall not affect the validity of the remaining sections of this Ordinance. The City Council hereby declares that it would have passed this Ordinance, and each section, subsection, clause, or phrase thereof, irrespective of the fact that any one or more sections, subsections, sentences, clauses, or phrases be declared void.

SECTION NINE: *Repealer*. All Code provisions, ordinances, and other provisions in conflict with the provisions of this Ordinance are hereby repealed.

SECTION TEN: *Effective Date*. This Ordinance shall become effective on October 1, 2020.

PASSED AND APPROVED this 24th day of September, 2020.

APPROVED:

ATTEST:

_____
Thomas A. Schoolcraft, Mayor

_____
Celina Perez, City Secretary

DRAFT

Attachment A
Exhibit A

PROPOSED
ANNUAL MUNICIPAL BUDGETS
FISCAL YEAR 2020 – 2021

CITY OF HELOTES
Fiscal Year 2020 - 2021
Budget Cover Page

This budget will raise more revenue from property taxes than last year's budget by an amount of $242,464, which is an 6.04% increase from last year's budget. The property tax revenue to be raised from new property added to the tax roll this year is $134,326.82.

The members of the governing body voted on the budget as follows:

FOR:
AGAINST:
PRESENT and not voting:
ABSENT:

Property Tax Rate Comparison:

	2020-2021	**2019-2020**
Property Tax Rate:	$0.346524/100	$0.350000/100
No-New-Revenue Tax Rate:	$0.351488/100	$0.341252/100
No-New-Revenue Maintenance & Operations Tax Rate:	$0.263428/100	$0.242572/100
Voter-Approval Tax Rate:	$0.346525/100	$0.350382/100
Voter Maintenance & Operations Tax Rate:	$0.272647/100	$0.261977/100
Debt Tax Rate:	$0.073878/100	$0.088405/100

Total debt obligation for the CITY OF HELOTES secured by property taxes: $8,017,290 (as of 9/30/2020)

City of Helotes, Texas
Municipal Budgets

Fiscal Year
October 1, 2020 – September 30, 2021

City Council

Mayor	**Thomas Schoolcraft**
Mayor Pro-Tem	**Alex Blue**
Councilmember	**Bert Buys**
Councilmember	**Cynthia Massey**
Councilmember	**Alan Holmes**
Councilmember	**Paul Friedrichs**

City Staff

Marian Mendoza	**City Administrator**
Celina Perez	**City Secretary**
Taby Durr	**City Treasurer**
Robert Hunley	**Chief of Police**
Scott Moreland	**Fire Chief**

City of Helotes, Texas
Municipal Budgets
FY 2020 - 2021
Table of Contents

Table of Contents

BUDGET MESSAGE 5
FUNCTIONAL, FINANCIAL, AND HISTORICAL PERSPECTIVE 10
FISCAL & BUDGETARY POLICIES 21
SUMMARY OF OUTSTANDING DEBT OBLIGATIONS 24
BUDGET OVERVIEW 34
PERSONNEL, BENEFITS, AND HOLIDAY SCHEDULE 37
FYE 2021 Municipal Holiday Schedule 38
Personnel - Current and Adopted Comparison 39
Total Municipal Compensation Package Example 42
FYE 2021 Salary and Benefit Amendments 43
GENERAL FUND BUDGET 44
INTEREST AND SINKING FUND BUDGET 63
CAPITAL REPLACEMENT FUND BUDGET 65
MUNICIPAL COURT SECURITY & TECHNOLOGY FUNDS BUDGETS 67
PEG (PUBLIC ACCESS) FUND BUDGET 70
POLICE TRAINING & EDUCATION FUND BUDGET 72
SCHOOL SAFETY FUND BUDGET 74
POLICE DEPARTMENT FORFEITURE (STATE) FUND BUDGET 76
STREET MAINTENANCE 78
HOTEL OCCUPANCY TAX (HOT) 80
FYE 2021 MUNICIPAL FEE 85

BUDGET MESSAGE

The Budget Message was prepared and presented by Mayor Thomas A. Schoolcraft to the City Council on August 13, 2020. The FYE 2021 Municipal Budgets adopted by the City Council on September 24, 2020 do not necessarily reflect the proposals / amendments included within the Budget Message.

August 13. 2020

City of Helotes City Council
12951 Bandera Road
Helotes, Texas 78023

Re: Proposed Fiscal Year Ending (FYE) 2021 Municipal Budgets

Distinguished Members of the City Council:

As Budget Officer for the City, I am pleased to present to you the proposed FYE 2021 Municipal Budgets. The Proposed Budgets were carefully prepared through the direction of the City Administrator and the collective efforts of all the departments who identified needs of the community with a sustainable and sound financial plan. Currently, the General Fund Budget, as presented, is balanced, and we anticipate revenues exceeding expenditures by approximately $103,813.

Budget Plan

The proposed FYE 2021 Municipal Budgets allows the City to maintain the current level of municipal services to our citizens, businesses and visitors, while managing municipal growth. As we prepared this budget, the primary concerns were continuing all existing services for our citizens, maintaining appropriate staffing levels, and maintaining reserve levels in accordance with the City's fiscal policies.

The development of the Proposed Budget was complicated by both the ongoing COVID-19 pandemic and the Governor's execution of various legislation, approved during the last legislative session. Adjustments to operational and capital budgets in the General Fund and Capital Projects Fund are being proposed to accommodate the resulting reduction in operating revenues. Despite these challenges, the City is able to maintain a high level of service to the public and continues a robust capital improvement program.

We have made several assumptions pertaining to revenue projections, while understanding that it is necessary to consider variables that are likely to have an impact on those projections. Historically, our projections have been conservative, and we have no reason to believe otherwise with this budget. Revenue projections for the FY 2020-21 Budget are based on a conservative approach and several economic factors.

Property taxes are based on the appraised value of real property in the community. Certified property valuations indicate that appraised values in Helotes increased approximately 6.5 percent in 2020. For the Proposed Budget, a projected $3,200,000 or thirty-nine percent of General Fund revenues come from property taxes. The adopted 2020 tax rate decrease to $0.346524 per one hundred dollars valuation. The proposed tax rate is not greater than the no-new-revenue rate. The Maintenance and Operating Rate (M & O) and Interest and Sinking (I & S) property tax rates are $0.272646 and $0.073878 cents per $100 taxable value respectively.

The City of Helotes voters approved an initiative in November 2008 to freeze property tax values for property owners that are disabled or over 65 years of age. This exemption decreases the amount of property taxes paid by qualifying property owners by freezing the amount of property taxes paid for their property in the year that the owner qualifies for the exemption. Properties qualifying for the freeze decreased the total taxable value by $287,359,676 and the City will forgo approximately $1,005,759 in FY 2020-21 as a result of the approved property tax freeze.

Fortunately, permit and sales tax revenue streams have remained stable during the ongoing pandemic. Most other tax revenues, charges for services, intergovernmental revenues and fines and forfeitures are largely based on policy changes and tend to remain relatively constant during periods of economic downturn. However, a prolonged economic recession or depression will eventually affect these revenue streams as well and we will need to reevaluate our projections in the upcoming fiscal years.

The General Fund expenses including transfers for FY 2020-21 total $8,272,158 which represents a 1.15 percent decrease from the FY 2019-20 Adopted Budget. Total revenues, including transfers, for FY 2020-21 are projected to be $8,375,971 which represents a 0.004 percent decrease from the FY 2019-20 Adopted General Fund Budget.

Highlights of the proposed budget are detailed below:

- A City-wide total increase of 3% for employees' salaries, which is a combination of a cost of living adjustment and merit increase.
- Proposing one additional staff in Public Works department to meet the needs of the growing city infrastructure.
- Internal realignments within the Fire and EMS Department.
- Reallocation of a position from Human Resources to Development Services to provide better customer service to residents and developers ensuring that permits and plan reviews are processed in timely manner
- Reallocation of technology and equipment to one "departmental" budget to ensure better management.
- Requests for capital items were evaluated and recommendations are based upon need and available funds.

This budget also allows for investments in equipment, training, amenities, and community:

• Employee Healthcare	• Disc Golf Course & Fitness Park Restroom
• Certification Pay Adjustment	• Parks, Recreation & Community Events
• Public Works Equipment	• Cybersecurity Pen Testing
• Street & Drainage Improvements	• Upgrade Public Safety Portable Radios
• Dispatch Center Technology Equipment	• Police Training
• Municipal Court Technology Equipment	• Two (2) Ford Explorer Police Interceptor
• Online Employment Application Software	• Police Bullet-Proof Vests
• City Council AV Equipment	

Departmental and Facilities Expenses - Budget Comparison

Department	FYE2020 Budget	FYE2020 Year End Estimate	Proposed FYE 2021 Budget
City Council	$4,528	$2,276	$4,300
Administration	$2,516,820	$2,358,465	$1,837,506
Dispatch	$525,423	$511,925	$556,671
City Secretary	$94,364	$81,100	$111,335
Municipal Court	$525,158	$597,634	$613,340
Human Resources	$155,036	$115,419	$71,607
Development Services	$132,177	$125,624	$366,249
Animal Control / Public Works	$455,473	$381,361	$523,966
Buildings / Grounds	$461,971	$298,257	$548,828
Police	$1,812,184	$1,769,101	$1,867,271
Fire	$1,281,354	$1,244,806	$1,216,882
EMS	$404,130	$440,790	$554,131
Total	**$8,368,618**	**$7,927,459**	**$8,272,158**

As of now, this budget ceases to be the Mayor's budget and becomes your budget. Our *Handbook for Mayors and Councilmembers* states that, "oftentimes, the budget is approved and then dismissed by saying "now that that dreadful chore is behind us, we can get on with the 'fun' part of the City's business". This does ring true on some level. However, I see the budget as a serious project, with an element of 'fun' that comes from working with the numbers, bringing it to the point of balance, and then waiting to see the results and our level of success with our estimates. Our *Handbook* goes on to say that "financial management is indeed unglamorous, and budgets are poor leisure reading.

However, it is also true that among all of the functions performed by the city council, budgeting is the most important. In its simplest definition, budgeting is a plan for utilizing the city's available funds during a fiscal year to accomplish established goals and objectives. Budgeting is the forum for making the most of the council's key decisions about the future of the city. It is a process for determining the community's standard of living-what local residents need and want, what they are willing and able to pay for, and what services they can expect to receive for their tax dollars. The budget is everything. It is, in the words of one mayor, 'the World Series of municipal government."

That being said, please accept this document as your budget and, with it, your responsibility to ask questions, make changes you feel are necessary after serious consideration, and, finally, approve the budget, as required in September.

Marian Mendoza and I anticipate questions and welcome your comments. Please do not hesitate to contact me at 210.695.5912 or by email at tschoolcraft@helotes-tx.gov or Marian at 210.695.5913 or by email at mmendoza@helotes-tx.gov.

Sincerely,

Thomas A. Schoolcraft
Mayor

FUNCTIONAL, FINANCIAL, AND HISTORICAL PERSPECTIVE

CITY OF HELOTES, TEXAS
FISCAL YEARD ENDING (FYE) 2021 BUDGET CALENDAR
OCTOBER 1, 2020 – SEPTEMBER 30, 2021

Budget Estimates	Departments send estimated FYE2021 Budget w Detail to City Administrator	Friday, June 12
	Departments submit current year (FYE 2020) projections	Friday, June 12
	City Administrator reviews current year (FYE 2020) projections	Wednesday, June 17
	Department Supervisors enter proposed FYE 2021 budget into INCODE	Monday, August 3
Budget Development	Departments submit FYE 2021 Budget changes	Friday, June 26
	City Administrator and Department Supervisors review interdepartmental changes	Friday, July 13
	City Administrator and Mayor review interdepartmental changes	Friday, July 17
Budget Presentation and Consideration	First presentation of proposed FYE 2021 Budgets and proposed Tax Year 2020 ad valorem (property) tax rate to the City Council; Set Public Hearing dates	Thursday, August 13
	First Public Hearing on FYE 2021 Budgets and proposed Tax Year 2020 Ad Valorem (property) tax rate	Thursday, August 27
	Second Public Hearing on proposed FYE 2021 Budgets and proposed Tax Year 2020 Ad Valorem (property) tax rate (if needed)	Thursday, September 10
	EDC Board approval of proposed FYE 2021 Budget	Wednesday, September 16
	City Council approval of proposed FYE 2021 Budgets and Tax Year 2020 Ad Valorem (property) tax rate	Thursday, September 24

City of Helotes
A Historical Perspective

Surrounded by the beauty of the Texas Hill County, the City of Helotes is a vibrant community boasting a flourishing economy and a high quality-of-life. Helotes is known as the "Gateway to the Texas Hill Country."

Located just Northwest of San Antonio, the City of Helotes was incorporated in 1981 as a Type A General Law municipality. Helotes, whose name is derived from the Spanish word elotes or "corn-on-the-cob," has been on Texas maps since the 1850s. Once inhabited by Lipan Apaches, Tonkawas, and Comanches, the City originally served as a stagecoach stop between the cities of San Antonio and Bandera.

For decades, Helotes remained a farming community. The opening of the famous John T. Floore County Store in 1946 and the General Store marked a turn towards commerce and economic growth. Floore's is listed in the National Register of Historic Places and, along with several other Helotes buildings, is a Texas Historic Landmark that draws top musical talent to its stages.

Today, the City of Helotes is a unique community that maintains its small-town tranquility and family-oriented activities. Citizens remain committed to economic prosperity, while balancing environmental consciousness and historic preservation with modern revitalization.

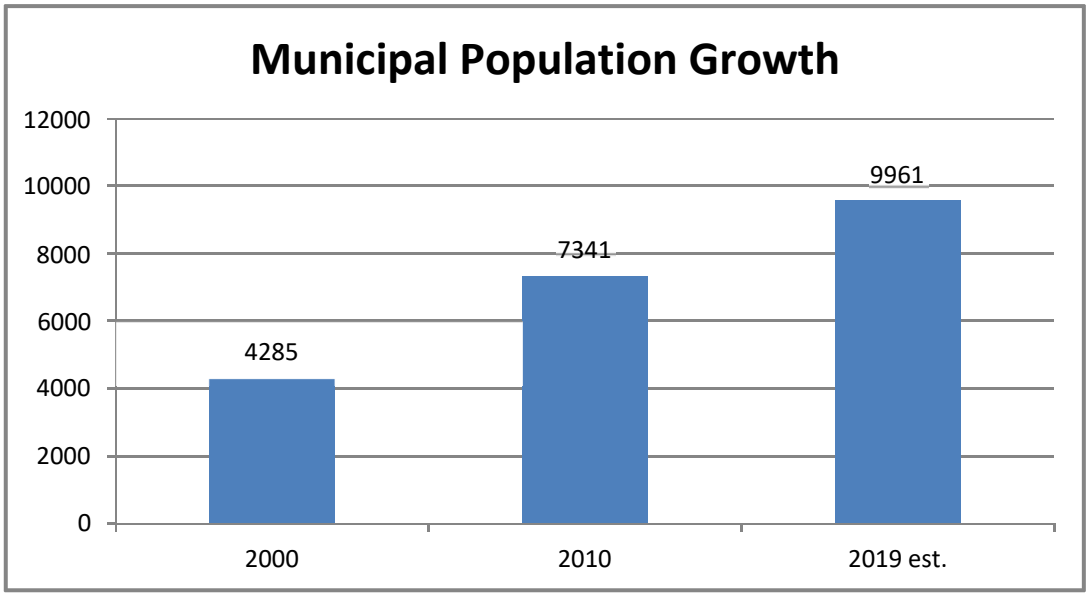

City of Helotes
A Functional Perspective

The City of Helotes is a Type A General Law municipality operating under a Council-Mayor form of government. All powers of the City are vested in an elected Council, consisting of five Councilmembers and a Mayor. The Council enacts local legislation, determines City policies, and employs the City Administrator.

The Mayor is the Chief Executive Officer of the City and is responsible for the proper administration of all affairs of the City. The City Administrator is the Chief Administrative Officer of the City and serves as the assistant to the Mayor and City Council in carrying out activities prescribed by them and those activities contained within the City Administrator's contract.

The City government provides a broad range of goods and services to its citizens. The activities and personnel required to provide these goods and services are organized into broad managerial areas called Funds. Funds are separate fiscal and accounting entities with their own resources and budgets necessary to carry on specific activities and attain certain objectives.

Funds are further organized into function groups called Departments. A Department is a group of related activities aimed at accomplishing a major City service or program (i.e. Police or Fire Departments).

A Department may be further divided into small areas called Divisions. Divisions perform specific functions within the Department (i.e. Criminal Investigations within the Police Department).

Leading each Department is a Department Head. Department Heads have supervision and control of their respective Department(s) and the Divisions within it; however, they are subject to supervision and control by the Mayor and/or City Administrator. A Department Head may supervise more than one Department.

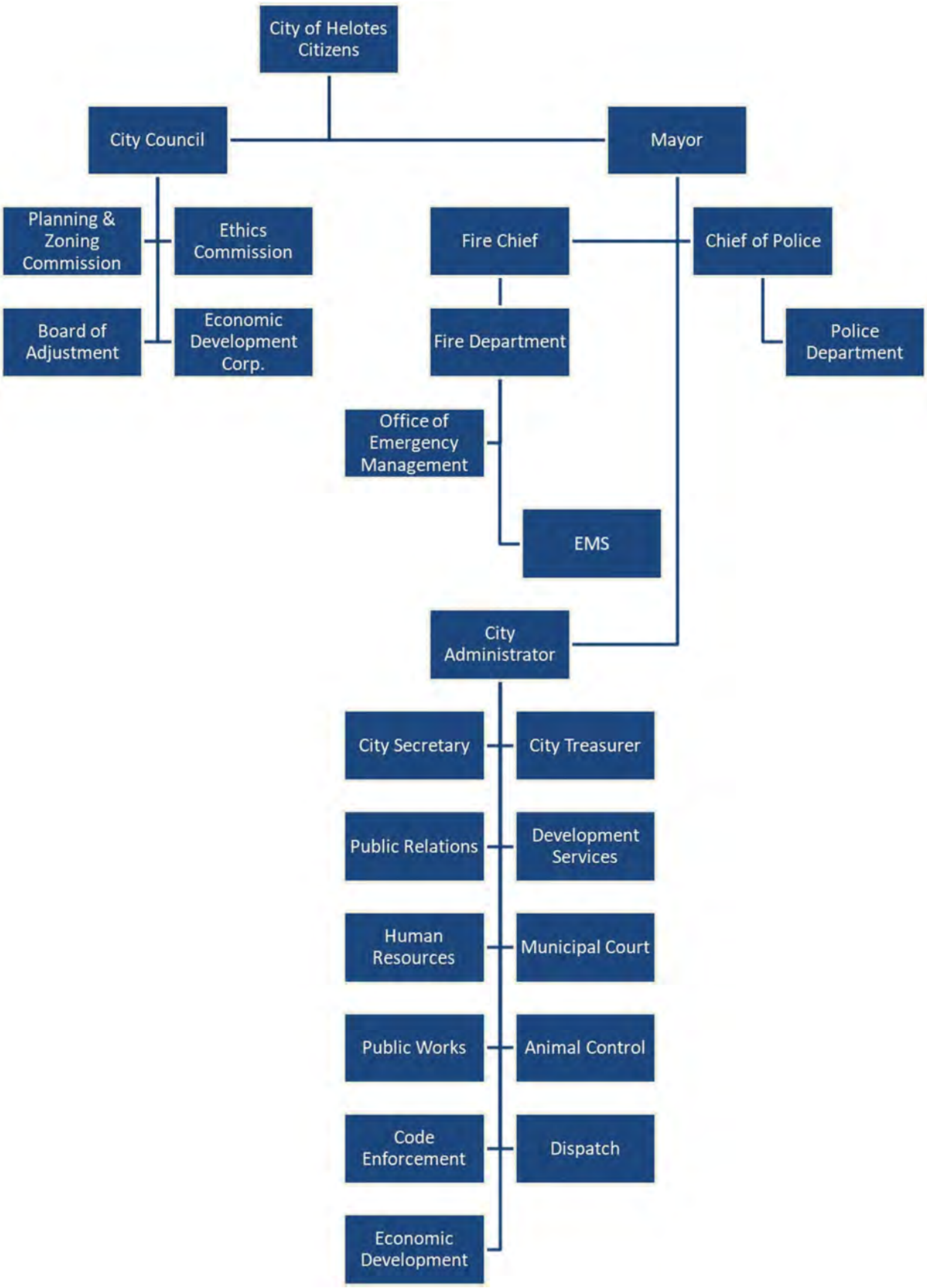
City of Helotes Citizens
City Council
Mayor
Planning & Zoning Commission
Ethics Commission
Board of Adjustment
Economic Development Corp.
Fire Chief
Chief of Police
Fire Department
Police Department
Office of Emergency Management
EMS
City Administrator
City Secretary
City Treasurer
Public Relations
Development Services
Human Resources
Municipal Court
Public Works
Animal Control
Code Enforcement
Dispatch
Economic Development

City of Helotes
A Financial Perspective

As part of the Budget process, each revenue source is reviewed to determine whether or not a revision to the fee structure should be recommended. Revenues are classified by fund and type.

The following pie chart provides the estimated revenue and percentages by type projected to be collected in FY 2020-21 in the General Fund:

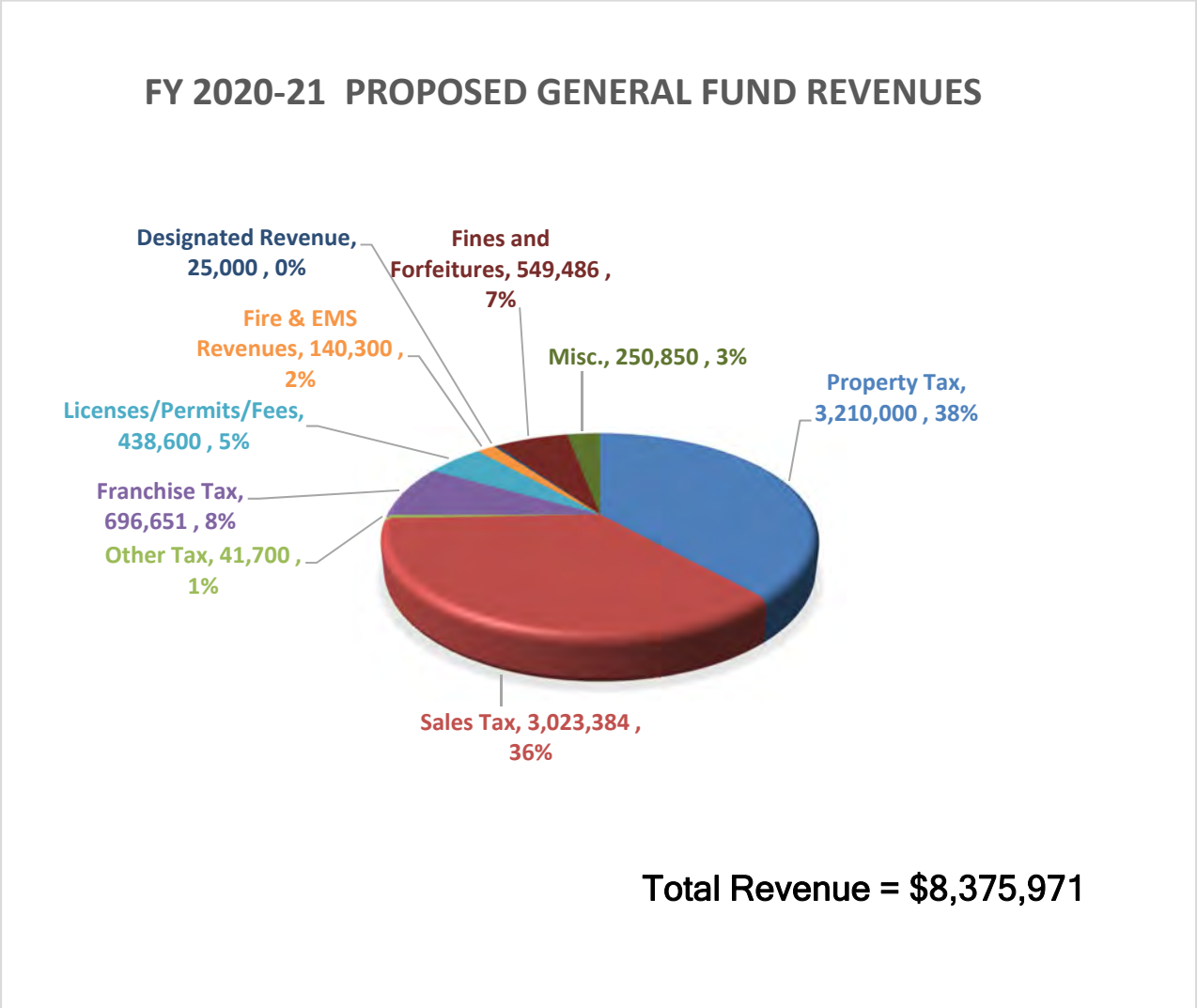

REVENUE SOURCES

Property Taxes - All property tax revenues, including delinquent tax payments, penalties, and interest.

Sales Tax and Beverage Tax - Receipts from the local sales and use tax. The current Sales Tax rate is 8.00%, of which the State retains 6.25%, 1% is revenue to the City's General Fund, 0.50% is revenue to the Economic Development Corporation and the remaining 0.25% was approved by the voters for an additional four years in 2019 for street maintenance. Revenues from mixed beverage tax receipts.

Franchise Tax/PUC Right of Way Fees - Revenues from fees imposed on electric or gas utilities, telecommunication and cable companies, and other private corporations using the city's streets and other rights-of-way. The fees are based upon a percentage of the company's gross receipts and range from 3% to 6%. These fees currently are collected from CPS Energy, SAWS, Grande Cable, Time Warner, AT&T, and various phone companies. These revenues are one of the most difficult to project due to a number of variables, which can significantly impact these companies' revenues and, consequently, the City's payment.

Licenses and Fees - Revenues from building permits, electric permits, plumbing permits, use of City right-of- ways, liquor and food licenses, alarm permits, certificates of occupancy, contractor's license and registration, garage sale permits, and animal licenses.

In FY 2019, the calculation of construction permits was changed to a cost per square foot basis in response to the Governor signing HB 852, passed during the last Legislative session. The legislation now prohibits the City from considering the value or cost of construction or improvement of a residential dwelling in establishing building permit fees. City continues to closely monitor the results of the revised construction permit fees.

Fire and EMS - Revenues generated by Rescue Response Fees and EMS services.

Fines and Forfeitures - Funds received from payments of traffic fines and other fines for violations of City laws or ordinances.

Miscellaneous - Revenues from collection of other fees such as vehicle wrecker/impound fees, police auction, return check fees, animal impound fees and leases.

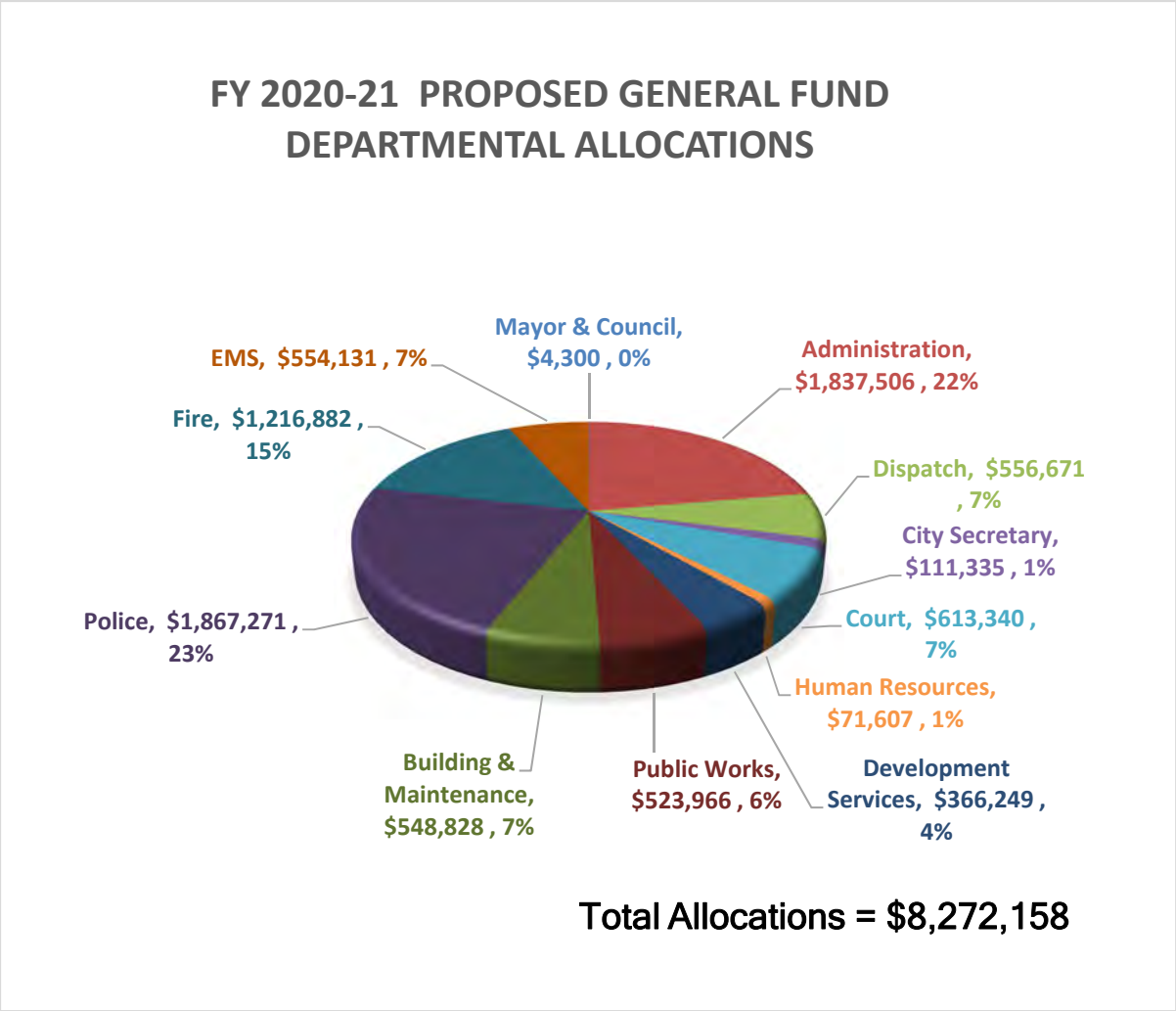

EXPENDITURES

For each year, the department's actual expenditures, amended budget, projected budget and adopted budget are compared and tracked in four (4) major spending categories. These categories include:

- **Personnel Services** - This includes the cost of salaries, retirement and health benefits, certifications, insurance and payroll taxes for City employees.
- **Commodities** - This includes the cost of fuel, tires, office supplies, minor equipment, tools, uniforms and protective clothing.
- **Contractual Services** - The cost of travel, storage space rental, purchased utilities and professional services provided by attorneys, consulting engineers, architects, accountants, and other outside firms on a contractual basis.
- **Capital Outlays** - Includes the cost of major equipment, vehicles, and other items, which have a useful life of several years.

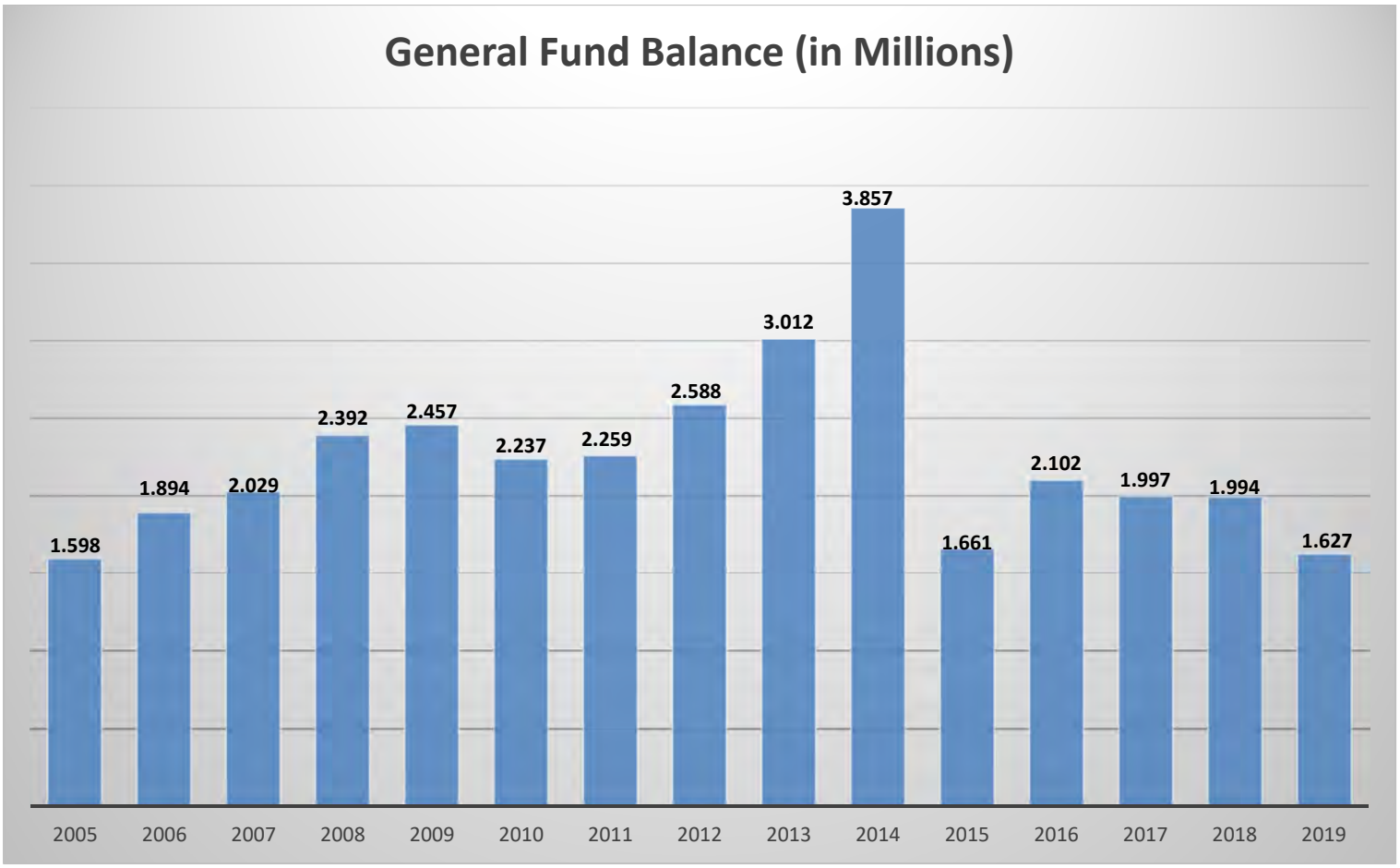

Fund Balance

The City's financial policies state that the fund balance in the General Fund shall be equal to a minimum of two months of General Fund operating expenditures. The Proposed Budget reflects an ending fund balance of $1,764,858 meeting this policy requirement. This ending balance is set aside to provide funding in the event of an unanticipated economic downturn or other emergencies to protect the City's budget.

Out of these 8 cities, Helotes falls in the lower spectrum with our current Fiscal year 2020 tax rate. If all 7 of the other cities did not increase their tax rates this fiscal year, we would not see a change in our position.

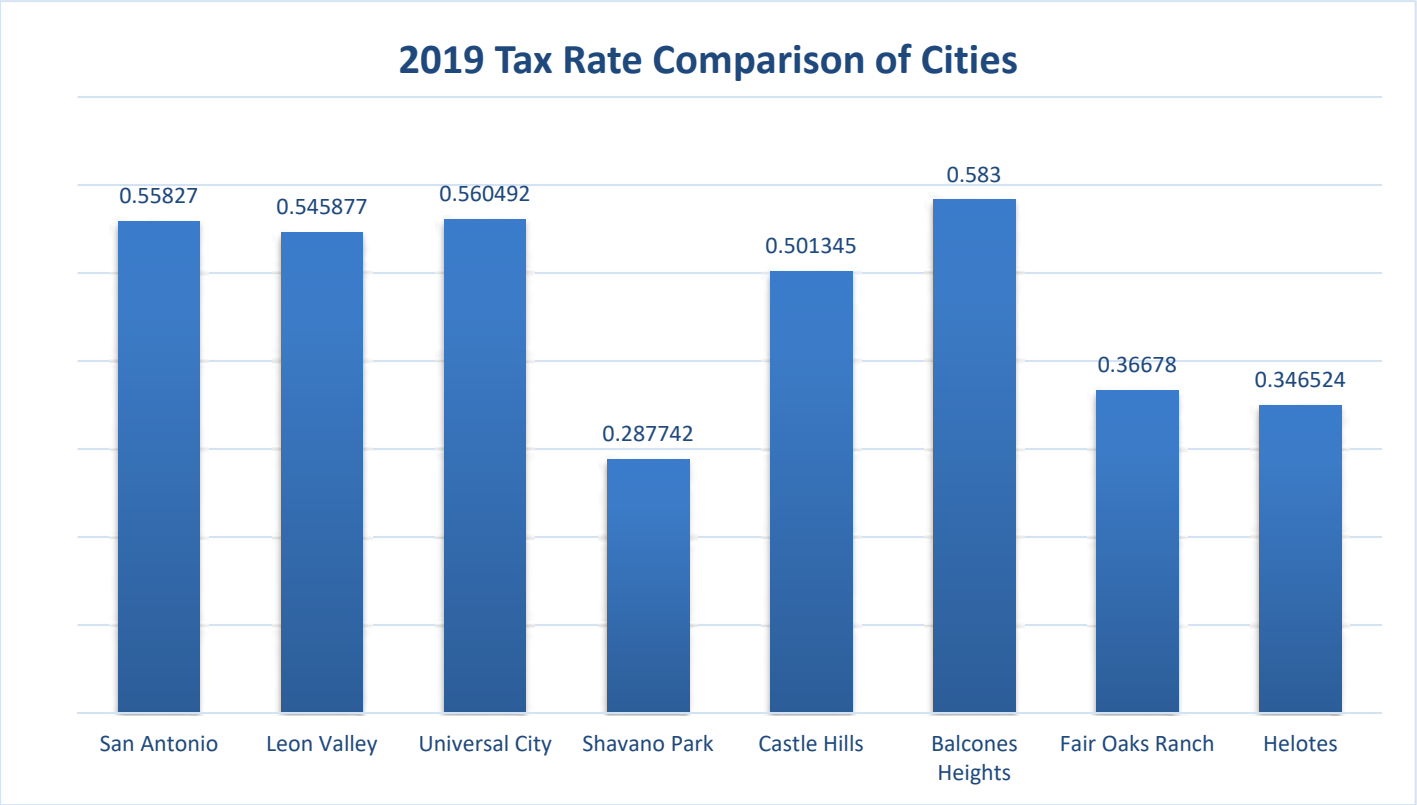

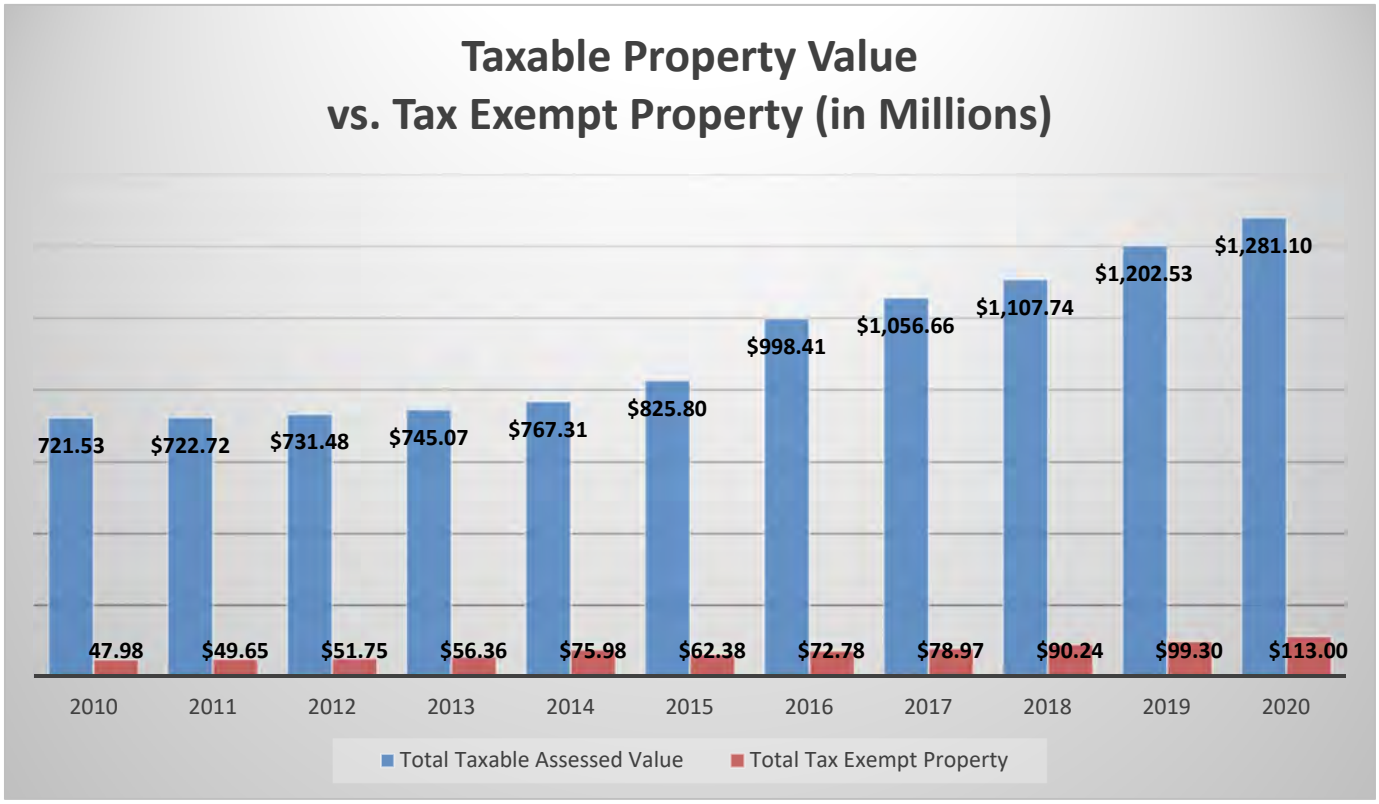

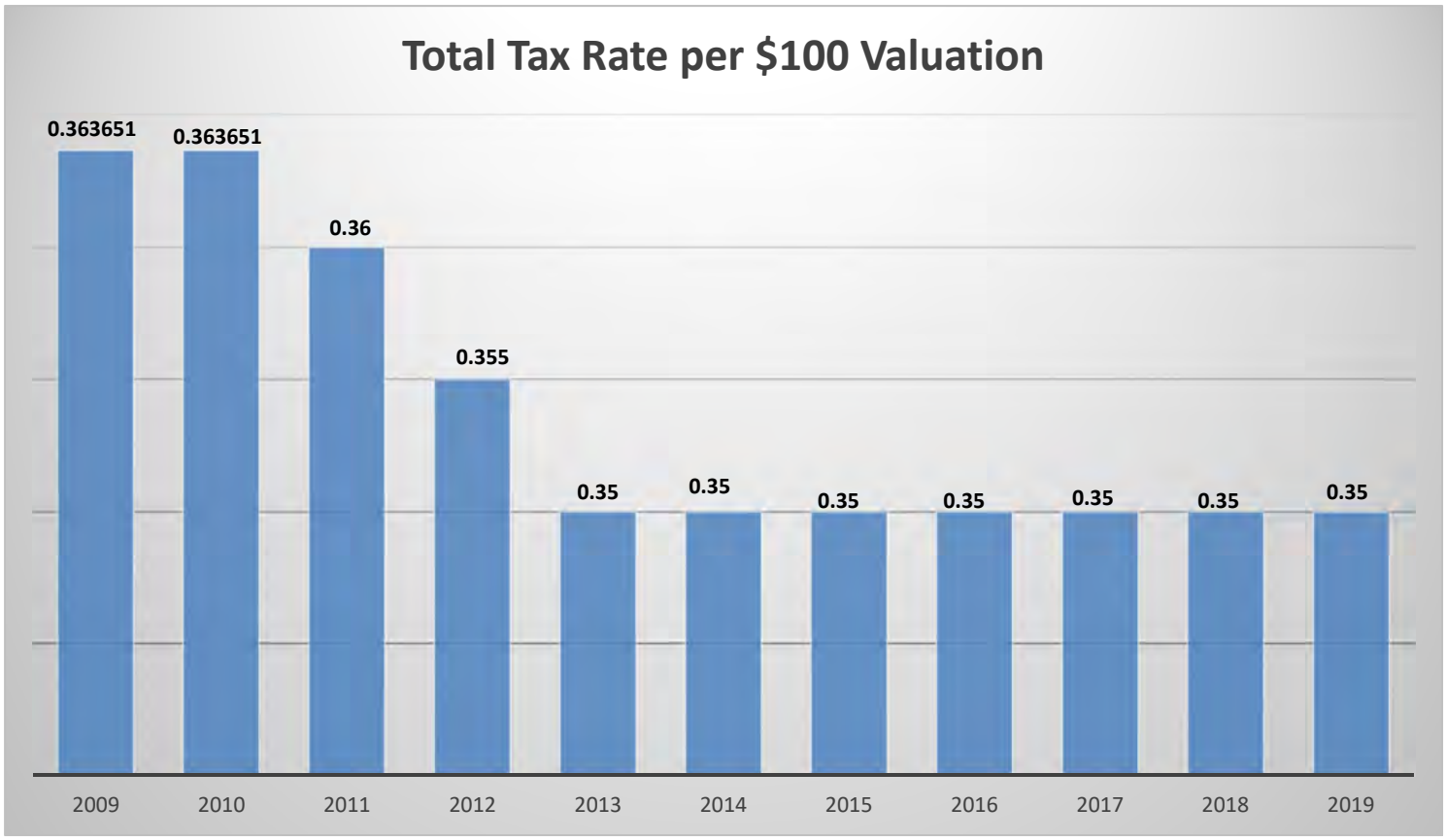
Total Tax Rate per $100 Valuation
0.363651
0.363651
0.36
0.355
0.35
0.35
0.35
0.35
0.35
0.35
0.35
2009
2010
2011
2012
2013
2014
2015
2016
2017
2018
2019


Property Tax Rate
$0.034840
$0.067976
$0.087669
$0.092511
$0.080920
$0.077360
$0.081860
$0.075970
$0.078497
$0.080106
$0.071732
$0.106858
$0.101195
$0.088405
$0.301447
$0.268311
$0.275982
$0.271140
$0.282731
$0.282640
$0.273140
$0.274030
$0.271503
$0.269894
$0.278268
$0.243142
$0.248805
$0.261595
2006
2007
2008
2009
2010
2011
2012
2013
2014
2015
2016
2017
2018
2019
M&O Tax Rates
I & S Tax Rates

FISCAL &

BUDGETARY POLICIES

Budget Structure

The following summarizes the major features of the City's financial statements and budgets, including the portion of the City government they cover and the types of information they contain:

Types of Statements	***Government-wide***	***Governmental Funds***
Scope	Entire City government.	The activities of the City that are not proprietary.
Required Financial Statements	• Statement of net assets; • Statement of activities.	• Balance sheet; • Statement of revenues, expenditures, and changes in fund balances.
Accounting Basis and Measurement Focus	Accrual (expenses and revenues are realized when they are committed / obligated to the City).	Modified accrual (expenses and revenues are realized when they are committed / actually realized by the City).
Type of Asset / Liability Information	All assets and liabilities, both financial and capital, short and long term.	Only assets expected to be used up and liabilities that come due during the year or soon thereafter; no capital assets included.
Type of Inflow / Outflow Information	All revenues and expenses during the year, regardless of when cash is received or paid.	Revenues for which cash is received during or soon after the end of the year; expenditures when goods or services have been received and payment is due during the year or soon thereafter.

The City is required by State Law and City Code to approve a balanced, annual General Fund budget. A budget is balanced when the sum of estimated current revenues, plus available unreserved fund balances, are equal to or greater than estimated current expenditures.

Fund Balance

The General Fund balance must be of adequate size and strength to manage unexpected decreases in revenues *and* unexpected, unbudgeted expenses, such as during a natural or man-made disaster. A rule of thumb for a minimum General Fund balance is no less than two (2) months of average operating expenditures (exclusive of capital outlay and debt service expenditures). The FYE 2019 Comprehensive Annual Financial Report stated that the City of Helotes held 2.8 months of average monthly expenditures in its General Fund balance.

Investment Policy

Investments shall be made by the City in conformance with State Law and the City's Investment Policy, as amended by the City Council from time to time. All investments shall seek, in the following order of importance: safety, liquidity, and yield.

Comprehensive Annual Financial Report

The City, with the assistance of an independent auditing firm, produces a Comprehensive Annual Financial Report in accordance with Generally Accepted Accounting Procedures (GAAP), as mandated by the Governmental Accounting Standards Board (GASB).

SUMMARY OF
OUTSTANDING DEBT OBLIGATIONS

A municipality typically funds large capital purchases and improvement projects, such as the construction of utilities, through the use of existing monies and/or the issuance of debt obligations. Debt obligations typically consist of the following:

Debt Service - The City issues debt for the purpose of financing long-term infrastructure capital improvements. Infrastructure, as referred to by the City, means economic externalities essentially required to be provided by government to support a community's basic human needs, economic activity, safety, education, and quality of life. Types of debt issued by the City include ad valorem tax-supported bonds and certificates of obligation. Adherence to conservative financial management has allowed the City to meet its financing needs while at the same time maintaining its excellent financial reputation.

General Obligation Bonds

General obligations bonds are backed by the full faith and credit of the issuing municipality, meaning that bonds are guaranteed by a pledge of future ad valorem tax revenues. Currently, the City of Helotes holds no general obligation bonds.

Certificates of Obligation

Certificates of Obligation are also guaranteed by a pledge of future ad valorem taxes. Schedules of the City's current Certificates of Obligation follow. The City of Helotes holds two (2) issuances of Certificates of Obligation.

Tax Notes

Tax notes are short-term debt instruments issued by a local government to finance an immediate project that will be repaid with future tax collections, such as ad valorem tax revenues. Currently, the City of Helotes holds no tax notes.

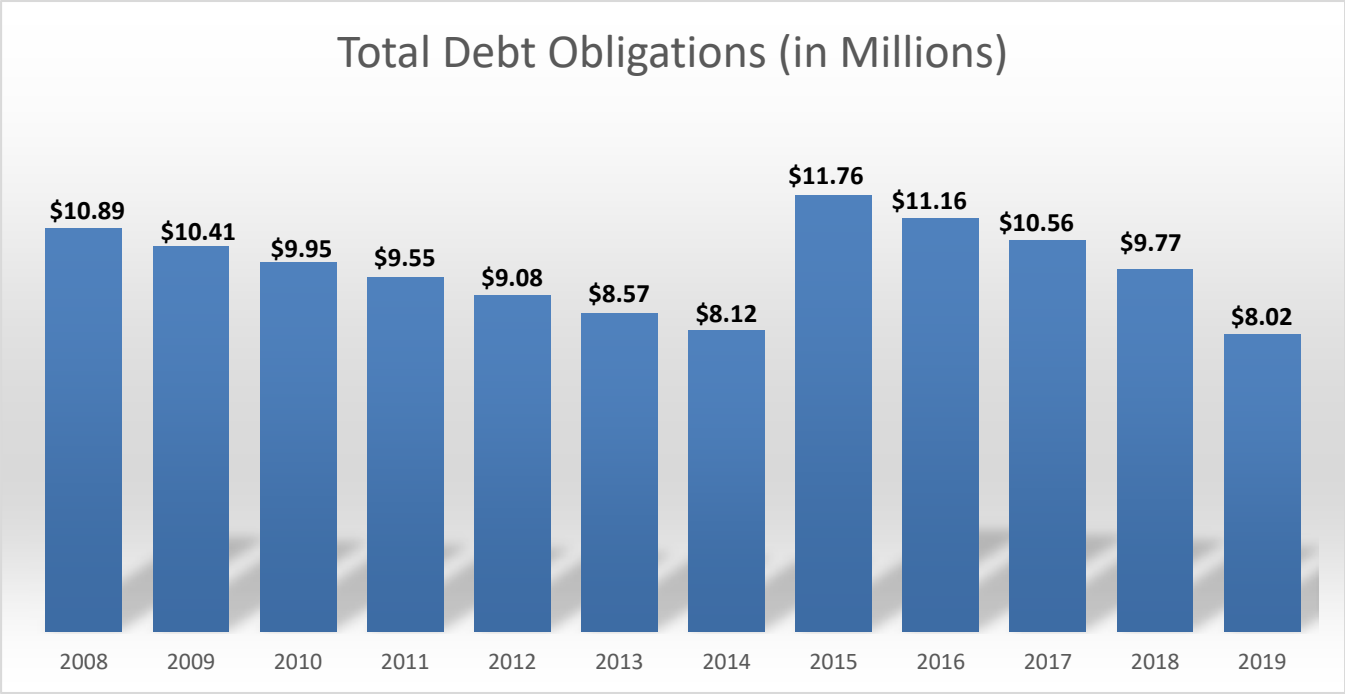

Bond Rating
Standard and Poor's bond rating scale is as follows:

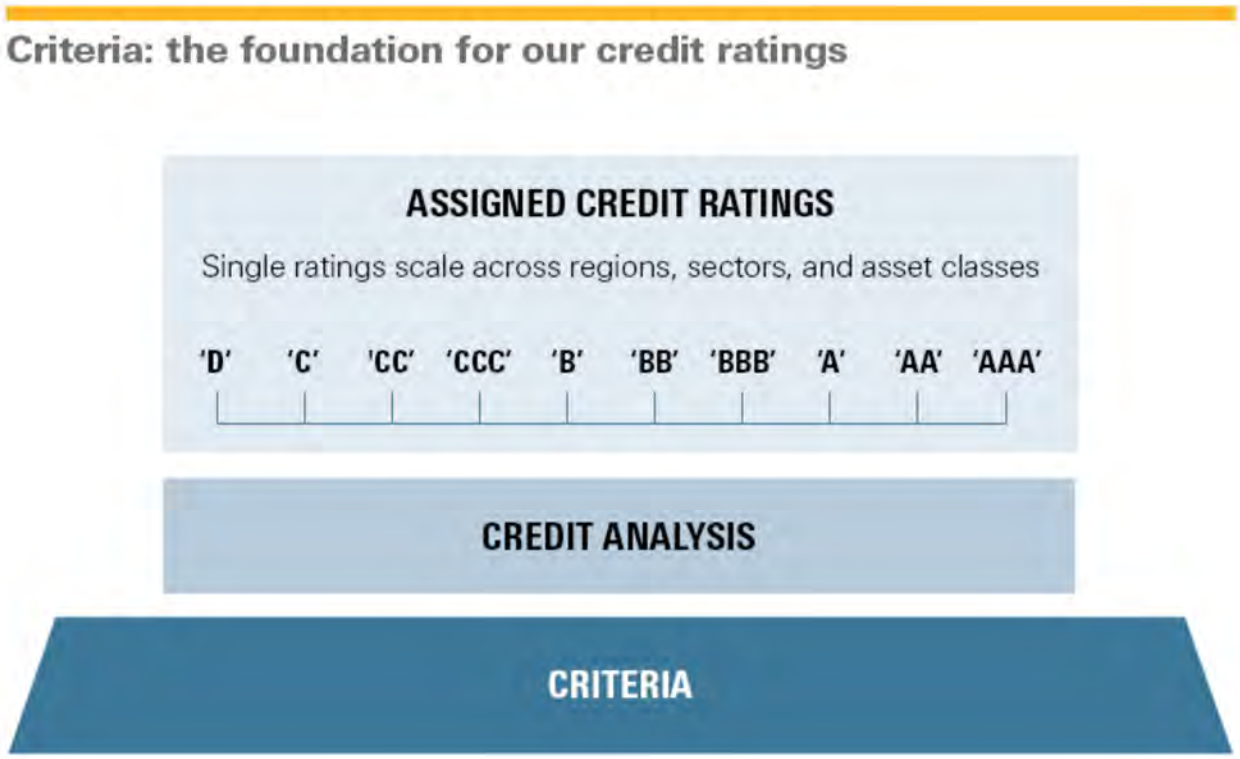

On July 16, 2015, the City of Helotes was given a AA/Stable bond rating from Standard & Poor's related to its Series 2015 Certificates of Obligation issuance.

Moody's bond rating scale is as follows:

Global Long-Term Rating Scale	
Aaa	Obligations rated Aaa are judged to be of the highest quality, subject to the lowest level of credit risk.
Aa	Obligations rated Aa are judged to be of high quality and are subject to very low credit risk.
A	Obligations rated A are judged to be upper-medium grade and are subject to low credit risk.
Baa	Obligations rated Baa are judged to be medium-grade and subject to moderate credit risk and as such may possess certain speculative characteristics.
Ba	Obligations rated Ba are judged to be speculative and are subject to substantial credit risk.
B	Obligations rated B are considered speculative and are subject to high credit risk.
Caa	Obligations rated Caa are judged to be speculative of poor standing and are subject to very high credit risk.
Ca	Obligations rated Ca are highly speculative and are likely in, or very near, default, with some prospect of recovery of principal and interest.
C	Obligations rated C are the lowest rated and are typically in default, with little prospect for recovery of principal or interest.

Note: Moody's appends numerical modifiers 1, 2, and 3 to each generic rating classification from Aa through Caa. The modifier 1 indicates that the obligation ranks in the higher end of its generic rating category; the modifier 2 indicates a mid-range ranking; and the modifier 3 indicates a ranking in the lower end of that generic rating category. Additionally, a "(hyb)" indicator is appended to all ratings of hybrid securities issued by banks, insurers, finance companies, and securities firms.*

** By their terms, hybrid securities allow for the omission of scheduled dividends, interest, or principal payments, which can potentially result in impairment if such an omission occurs. Hybrid securities may also be subject to contractually allowable write-downs of principal that could result in impairment. Together with the hybrid indicator, the long-term obligation rating assigned to a hybrid security is an expression of the relative credit risk associated with that security.*

In 2013, the City of Helotes was given an A2 bond rating from Moody's related to its Series 2002 Certificates of Obligation. In 2017, Moody's withdrew its A2 bond rating due to the City's payoff of the 2002 Certificates of Obligation.

No information could be acquired from Fitch Ratings, nor could City Staff acquire ratings information on the City's Series 2007 Certificates of Obligation.

2007 Series Certificates of Obligation Amortization Schedule (City Portion)
Issued for construction of Police & Fire Stations.

DETAILED BOND DEBT SERVICE

City of Helotes, Texas
Certificates of Obligation, Series 2007
Exhibit 'A'

General Fund Portion (CIB1)

Period Ending	Principal	Coupon	Interest	Debt Service	Annual Debt Service
04/04/2007					
02/01/2008	120,000	3.930%	194,535.00	314,535.00	
08/01/2008			115,542.00	115,542.00	
09/30/2008					430,077.00
02/01/2009	210,000	3.930%	115,542.00	325,542.00	
08/01/2009			111,415.50	111,415.50	
09/30/2009					436,957.50
02/01/2010	215,000	3.930%	111,415.50	326,415.50	
08/01/2010			107,190.75	107,190.75	
09/30/2010					433,606.25
02/01/2011	225,000	3.930%	107,190.75	332,190.75	
08/01/2011			102,769.50	102,769.50	
09/30/2011					434,960.25
02/01/2012	235,000	3.930%	102,769.50	337,769.50	
08/01/2012			98,151.75	98,151.75	
09/30/2012					435,921.25
02/01/2013	245,000	3.930%	98,151.75	343,151.75	
08/01/2013			93,337.50	93,337.50	
09/30/2013					436,489.25
02/01/2014	255,000	3.930%	93,337.50	348,337.50	
08/01/2014			88,326.75	88,326.75	
09/30/2014					436,664.25
02/01/2015	265,000	3.930%	88,326.75	353,326.75	
08/01/2015			83,119.50	83,119.50	
09/30/2015					436,446.25
02/01/2016	280,000	3.930%	83,119.50	363,119.50	
08/01/2016			77,617.50	77,617.50	
09/30/2016					440,737.00
02/01/2017	290,000	3.930%	77,617.50	367,617.50	
08/01/2017			71,919.00	71,919.00	
09/30/2017					439,536.50
02/01/2018	300,000	3.930%	71,919.00	371,919.00	
08/01/2018			66,024.00	66,024.00	
09/30/2018					437,943.00
02/01/2019	315,000	3.930%	66,024.00	381,024.00	
08/01/2019			59,834.25	59,834.25	
09/30/2019					440,858.25
02/01/2020	330,000	3.930%	59,834.25	389,834.25	
08/01/2020			53,349.75	53,349.75	
09/30/2020					443,184.00
02/01/2021	340,000	3.930%	53,349.75	393,349.75	
08/01/2021			46,668.75	46,668.75	
09/30/2021					440,018.50
02/01/2022	355,000	3.930%	46,668.75	401,668.75	
08/01/2022			39,693.00	39,693.00	
09/30/2022					441,361.75
02/01/2023	370,000	3.930%	39,693.00	409,693.00	
08/01/2023			32,422.50	32,422.50	
09/30/2023					442,115.50
02/01/2024	385,000	3.930%	32,422.50	417,422.50	
08/01/2024			24,857.25	24,857.25	
09/30/2024					442,279.75
02/01/2025	405,000	3.930%	24,857.25	429,857.25	
08/01/2025			16,899.00	16,899.00	
09/30/2025					446,756.25
02/01/2026	420,000	3.930%	16,899.00	436,899.00	

2007 Series Certificates of Obligation Amortization Schedule (City Portion) Cont.

DETAILED BOND DEBT SERVICE

City of Helotes, Texas
Certificates of Obligation, Series 2007
Exhibit 'A'

General Fund Portion (CIB1)

Period Ending	Principal	Coupon	Interest	Debt Service	Annual Debt Service
08/01/2026			8,646.00	8,646.00	
09/30/2026					445,545.00
02/01/2027	440,000	3.930%	8,646.00	448,646.00	
09/30/2027					448,646.00
	6,000,000		2,790,103.50	8,790,103.50	8,790,103.50

2007 Series Certificates of Obligation Amortization Schedule (EDC Portion)
Issued for construction of Old Town Helotes Special District Improvements.

DETAILED BOND DEBT SERVICE

City of Helotes, Texas
Certificates of Obligation, Series 2007
Exhibit 'A'

Sales Tax Portion (CIB2)

Period Ending	Principal	Coupon	Interest	Debt Service	Annual Debt Service
04/04/2007					
02/01/2008	60,000	3.930%	129,690.00	189,690.00	
08/01/2008			77,421.00	77,421.00	
09/30/2008					267,111.00
02/01/2009	140,000	3.930%	77,421.00	217,421.00	
08/01/2009			74,670.00	74,670.00	
09/30/2009					292,091.00
02/01/2010	145,000	3.930%	74,670.00	219,670.00	
08/01/2010			71,820.75	71,820.75	
09/30/2010					291,490.75
02/01/2011	150,000	3.930%	71,820.75	221,820.75	
08/01/2011			68,873.25	68,873.25	
09/30/2011					290,694.00
02/01/2012	155,000	3.930%	68,873.25	223,873.25	
08/01/2012			65,827.50	65,827.50	
09/30/2012					289,700.75
02/01/2013	165,000	3.930%	65,827.50	230,827.50	
08/01/2013			62,585.25	62,585.25	
09/30/2013					293,412.75
02/01/2014	170,000	3.930%	62,585.25	232,585.25	
08/01/2014			59,244.75	59,244.75	
09/30/2014					291,830.00
02/01/2015	180,000	3.930%	59,244.75	239,244.75	
08/01/2015			55,707.75	55,707.75	
09/30/2015					294,952.50
02/01/2016	185,000	3.930%	55,707.75	240,707.75	
08/01/2016			52,072.50	52,072.50	
09/30/2016					292,780.25
02/01/2017	195,000	3.930%	52,072.50	247,072.50	
08/01/2017			48,240.75	48,240.75	
09/30/2017					295,313.25
02/01/2018	200,000	3.930%	48,240.75	248,240.75	
08/01/2018			44,310.75	44,310.75	
09/30/2018					292,551.50
02/01/2019	210,000	3.930%	44,310.75	254,310.75	
08/01/2019			40,184.25	40,184.25	
09/30/2019					294,495.00
02/01/2020	220,000	3.930%	40,184.25	260,184.25	
08/01/2020			35,861.25	35,861.25	
09/30/2020					296,045.50
02/01/2021	230,000	3.930%	35,861.25	265,861.25	
08/01/2021			31,341.75	31,341.75	
09/30/2021					297,203.00
02/01/2022	240,000	3.930%	31,341.75	271,341.75	
08/01/2022			26,625.75	26,625.75	
09/30/2022					297,967.50
02/01/2023	250,000	3.930%	26,625.75	276,625.75	
08/01/2023			21,713.25	21,713.25	
09/30/2023					298,339.00
02/01/2024	260,000	3.930%	21,713.25	281,713.25	
08/01/2024			16,604.25	16,604.25	
09/30/2024					298,317.50
02/01/2025	270,000	3.930%	16,604.25	286,604.25	
08/01/2025			11,298.75	11,298.75	
09/30/2025					297,903.00
02/01/2026	280,000	3.930%	11,298.75	291,298.75	

2007 Series Certificates of Obligation Amortization Schedule (EDC Portion) Cont.

DETAILED BOND DEBT SERVICE

City of Helotes, Texas
Certificates of Obligation, Series 2007
Exhibit 'A'

Sales Tax Portion (CIB2)

Period Ending	Principal	Coupon	Interest	Debt Service	Annual Debt Service
08/01/2026			5,796.75	5,796.75	
09/30/2026					297,095.50
02/01/2027	295,000	3.930%	5,796.75	300,796.75	
09/30/2027					300,796.75
	4,000,000		1,870,090.50	5,870,090.50	5,870,090.50

2015 Series Certificates of Obligation Amortization Schedule (City Portion)
Issued to fund five major projects:

1. **S.H. 16 Water and Sewer Project**
2. **F.M. 1560 Realignment Project***
3. **F.M. 1560 Bridge Project***
4. **Cedar Trail / S.H. 16 Culvert Project***
5. **Helotes Creek Linear Park***

*** Match only**

BOND DEBT SERVICE

City of Helotes, TX
Combination Tax and Limited Pledge Revenue Certificates of Obligation, Series 2015
Tax Supported

Period Ending	Principal	Interest	Debt Service
09/30/2018	230,627	113,317.63	343,944.63
09/30/2019	79,832	108,660.74	188,492.74
09/30/2020	74,832	106,340.78	181,172.78
09/30/2021	79,268	104,029.28	183,297.28
09/30/2022	79,268	101,651.24	180,919.24
09/30/2023	79,268	99,273.20	178,541.20
09/30/2024	83,703	96,619.38	180,322.38
09/30/2025	83,703	93,689.78	177,392.78
09/30/2026	88,138	90,682.56	178,820.56
09/30/2027	88,138	87,597.73	175,735.73
09/30/2028	508,911	78,103.58	587,014.58
09/30/2029	482,300	62,615.90	544,915.90
09/30/2030	473,430	47,386.73	520,816.73
09/30/2031	207,322	36,324.51	243,646.51
09/30/2032	216,192	29,037.04	245,229.04
09/30/2033	225,062	21,039.32	246,101.32
09/30/2034	229,497	12,800.44	242,297.44
09/30/2035	238,367	4,320.40	242,687.40
	3,547,858	1,293,490.24	4,841,348.24

2015 Series Certificates of Obligation Amortization Schedule (EDC Portion)

EXHIBIT A

Corporation's Portion of the Debt Service Requirements on the Certificates

I) $450,000 FOR THE S.H. 16 ECONOMIC DEVELOPMENT PROJECT, PAYABLE AS FOLLOWS:

$150,000 - FYE 2016
$150,000 - FYE 2017
$150,000 - FYE 2018

II) THE AMOUNTS LISTED ON THE SCHEDULE FOLLOWING THIS PAGE FOR THE HELOTES CREEK LINEAR PARK ECONOMIC DEVELOPMENT PROJECTS.

BOND DEBT SERVICE

City of Helotes, TX
Combination Tax and Limited Pledge Revenue Certificates of Obligation, Series 2015
EDC Supported

Period Ending	Principal	Interest	Debt Service
09/30/2018	29,373	18,969.87	48,342.87
09/30/2019	10,168	18,376.76	28,544.76
09/30/2020	15,168	17,996.72	33,164.72
09/30/2021	15,732	17,533.22	33,265.22
09/30/2022	15,732	17,061.26	32,793.26
09/30/2023	15,732	16,589.30	32,321.30
09/30/2024	16,297	16,068.12	32,365.12
09/30/2025	16,297	15,497.72	31,794.72
09/30/2026	16,862	14,917.44	31,779.44
09/30/2027	16,862	14,327.27	31,189.27
09/30/2028	76,089	12,843.29	88,932.29
09/30/2029	72,700	10,518.47	83,218.47
09/30/2030	71,570	8,219.52	79,789.52
09/30/2031	37,678	6,444.24	44,122.24
09/30/2032	38,808	5,128.58	43,936.58
09/30/2033	39,938	3,701.31	43,639.31
09/30/2034	40,503	2,243.32	42,746.32
09/30/2035	41,633	754.60	42,387.60
	587,142	217,191.01	804,333.01

BUDGET OVERVIEW

Fund Policy and Structure

In accordance with City Council Resolution dated September 26, 2019, the City of Helotes reports governmental fund balances per GASB Statement 54 definitions on the balance sheet in the following manner:

Non-spendable Funds
Land, buildings, vehicles and equipment, and infrastructure are designated as Non-spendable Funds. Non-spendable Funds cannot be expended because they are not in a spendable form or they are legally required to be maintained (e.g. inventory, permanent endowment funds, et cetera).

Restricted Funds
Some General and all Debt Service Funds are designated as Restricted Funds and, accordingly, the use of such Funds is restricted by Federal, State, and Local law or policy. Restricted Funds can only be expended in a certain manner or on certain goods or services because constraints are externally imposed on said Funds by creditors, grantors, law, or constitutional provisions. Restricted Funds include:

(1) General Fund Components:

- (i) Police Training and Education
- (ii) Police Forfeiture (State)
- (iii) Police Forfeiture (Federal)
- (iv) Court Technology
- (v) Court Security
- (vi) School Safety
- (vii) PEG Cable Franchise
- (viii) Street Maintenance
- (ix) Hotel Occupancy
- (x) Local Truancy Prevention and Diversion
- (xi) Municipal Jury

(2) Debt Service (Interest & Sinking) Fund

Committed Funds
The Capital Replacement Fund is designated as a Committed Fund. Committed Funds are formally designated by the City Council for a particular purpose, and only City Council can alter such designation of funds.

Unassigned Funds
The balance of the General Fund is designated as an Unassigned Fund. Unassigned Funds constitute the residual amount of monies within the General Fund that do not qualify for any of the aforementioned fund classifications. Unassigned Funds originate from the collection of

maintenance and operation portions of ad valorem tax, sales tax, franchise fees, Court fines and fees, and other municipal licenses, fees, and activities.

Fiduciary Funds

Fiduciary Funds are used to report assets held in trustee or agency capacity for others and which, therefore, cannot be used to support the government's own programs. The City holds no fiduciary funds.

PERSONNEL, BENEFITS, AND HOLIDAY SCHEDULE

FYE 2021 Municipal Holiday Schedule

HOLIDAY	DAY	DATE
Veterans Day	Wednesday	November 11, 2020
Thanksgiving Holiday	Wednesday	November 25, 2020
Thanksgiving Day	Thursday	November 26, 2020
Thanksgiving Holiday	Friday	November 27, 2020
Christmas Eve	Thursday	December 24, 2020
Christmas Day	Friday	December 25, 2020
New Year's Eve	Thursday	December 31, 2020
New Year's Day	Friday	January 1, 2021
Martin Luther King Day	Monday	January 18, 2021
President's Day	Monday	February 15, 2021
Good Friday	Friday	April 2, 2021
Battle of Flowers	Friday	April 23, 2021
Memorial Day	Monday	May 31, 2021
July 4th Day	Monday	July 5, 2021
Labor Day	Monday	September 6, 2021

FLOATING HOLIDAY: In addition to the fifteen (15) scheduled holidays listed above, employees may choose one additional day to serve as a floating holiday. The purpose of the floating holiday is to allow employees to recognize a personal, religious, or ethnic observation of significance to the employee.

Personnel - Current and Adopted Comparison

	CURRENT FYE 2020 FULL TIME	CURRENT FYE 2020 PART TIME	ADOPTED FYE 2021 FULL TIME	ADOPTED FYE 2021 PART TIME
ADMINISTRATION				
City Administrator	1	0	1	0
Assistant to the City Administrator	1	0	0	0
Public Relations Specialist	1	0	1	0
City Treasurer	1	0	1	0
Purchasing Specialist	0	0	1	0
Special Event Asst. / Temp.	0	6	0	6
City Secretary	1	0	1	0
Development Services Director	1	0	1	0
Development Services Specialist	1	0	1	0
Administrative Assistant	0	0	1	0
Public Works Supervisor	1	0	1	0
Animal Control / Code Enforcement Officer	1	0	1	0
Public Works Crew Leader	2	0	2	0
Public Works Assistant	3	0	4	0
Human Resources Manager	1	0	1	0
Human Resources Executive Secretary	1	0	0	0
Court Administrator	1	0	1	0
Senior Deputy Court Clerk	1	0	1	0
Deputy Court Clerk	1	0	1	0
Warrant Officer / Bailiff Supervisor / Corporal	1	0	1	0
Bailiffs	0	3	0	3
Dispatch Supervisor	1	0	1	0
Dispatcher / Asst. Emergency Manager	1	0	0	0
Dispatcher	7	0	8	0
Subtotal	29	9	30	9
POLICE DEPARTMENT				
Chief of Police	1	0	1	0
Captain	1	0	1	0
Sergeant (3 Patrol – 1 Detective)	4	0	4	0
Detective	2	1	2	1
Corporal	1	0	0	0
Patrol Officer	12	1	13	1
Executive Secretary	1	0	1	0
Administrative Asst.	1	0	1	0
Subtotal	23	2	23	2
FIRE DEPARTMENT / EMS				
Fire Chief	1	0	1	0
Fire Marshal	1	0	1	0
Captain	3	0	3	0
Training Officer	0	0	1	0
Fire Engineer	3	0	3	0
Firefighter / EMT	9	10	9	4
Executive Secretary	1	0	1	0
Subtotal	18	10	19	3
TOTAL	**70**	**21**	**72**	**15**

Certification Pay Schedule per Employee

Employee qualifies for a maximum of $900.00 in certification pay per year, regardless of type and / or number of certification level(s) achieved.

	Monthly	Annual
All Departments		
Cellular Telephone (Fire Only)	$10.00	$120.00
City Council		
Uniforms		$300.00
All Other Administrative Employees Not Categorized Below		
Uniforms (Full-time Only)		$150.00
Administration		
Code Enforcement / Animal Control		
Uniforms (Part-time ½)	$60.00	$720.00
Code Enforcement Certificate	$50.00	$600.00
Animal Control License	$25.00	$300.00
TDA Vector Control Certified App. (Mosquito Control License)	$25.00	$300.00
Public Works		
Uniforms (Part-time ½)	$60.00	$720.00
Certified Stormwater Inspector	$50.00	$600.00
Commercial Driver's License	$50.00	$600.00
TDA Vector Control Certified App. (Mosquito Control License)	$25.00	$300.00
Warrants / Bailiffs		
Uniforms (Part-time ½)	$60.00	$720.00
TCOLE Certification - I**	$25.00	$300.00
TCOLE Certification - A**	$50.00	$600.00
TCOLE Certification - M**	$75.00	$900.00
Municipal Court		
Level I Court Clerk Certification**	$25.00	$300.00
Level II Court Clerk Certification**	$50.00	$600.00
Certified Municipal Court Clerk**	$75.00	$900.00

Development Services		
Permit Technician (ICC)	$50.00	$600.00
City Secretary		
TX Municipal Clerks Cert. Prog.	$75.00	$900.00
Human Resources		
HR Certification Institute		
Assoc. Prof. in HR**	$25.00	$300.00
Prof. in HR**	$50.00	$600.00
Sr. Prof. in HR**	$75.00	$900.00
Dispatch		
Uniforms (Part-time ½)	$30.00	$360.00
Telecommunicator - I Certification**	$25.00	$300.00
Telecommunicator - A Certification**	$50.00	$600.00
Telecommunicator - M Certification**	$75.00	$900.00
Emer. Medical Dispatch Certification	$50.00	$600.00
Police Department		
Uniforms (Part-time ½)	$60.00	$720.00
TCOLE Certification - M**	$75.00	$900.00
TCOLE Certification - A**	$50.00	$600.00
TCOLE Certification - I**	$25.00	$300.00
Fire Department		
Uniforms (Part-time ½)	$60.00	$720.00
EMT - I Certification**	$37.50	$450.00
Paramedic Certification**	$75.00	$900.00
Firefighter - I Certification**	$25.00	$300.00
Firefighter - A Certification**	$50.00	$600.00
Firefighter - M Certification**	$75.00	$900.00
Certified Ambulance Coder	$25.00	$300.00

* As determined by the Department Head.
** Not cumulative.

Total Municipal Compensation Package Example

City of Helotes

Total Compensation Report 2019-2020

Dear Employee,

Below is a summary of your benefits, along with associated costs paid by you and the City of Helotes.

-Rick Schroder, City Administrator

Yearly Benefit Costs		City Cost	Employee Cost
Medical		$4,402.20	$0.00
Vision and Dental		$414.84	$0.00
Life (STD, LTD, AD&D)		$656.28	$0.00
AFLAC		*n/a*	$0.00
Colonial Life		*n/a*	$0.00
TMRS Retirement		$4,211.82	$3,823.96
ICMA Retirement		*n/a*	$0.00
Social Security (FICA/Medicare)		$2,523.22	$2,523.22
Unemployment (Estimate)		$243.00	*n/a*
Worker's Compensation (Estimate)		$715.92	*n/a*
Cellular Telephone		$420.00	*n/a*
Uniform Allowance		$150.00	*n/a*
Certification Pay		$600.00	*n/a*
Longevity Pay		$0.00	*n/a*
Total Yearly Benefit Costs		**$14,337.28**	**$6,347.18**
Your Annual Salary		**$53,458.00**	
Total Value of Compensation		**$67,795.28**	

Employee Benefit Cost v. City Benefit Cost

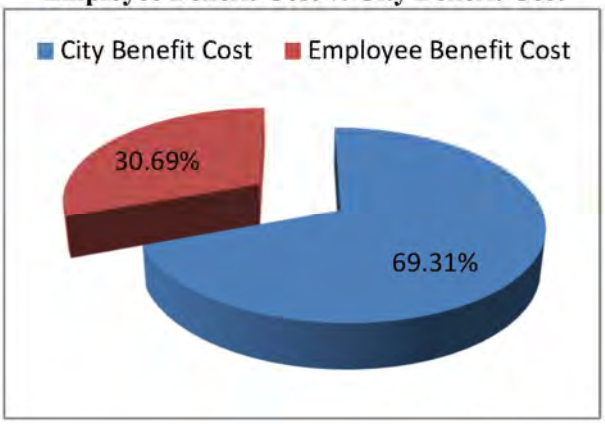

Total Compensation

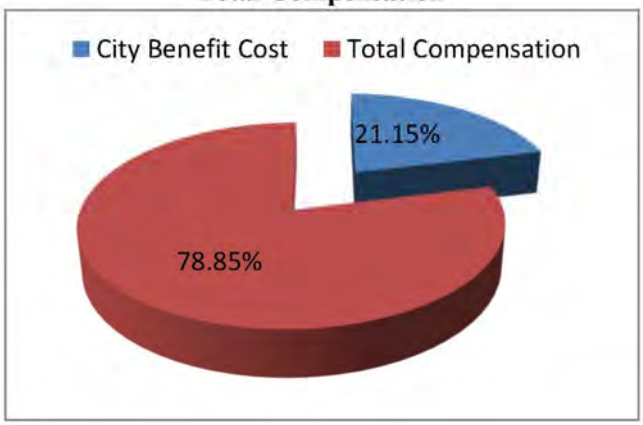

FYE 2021 Salary and Benefit Amendments

Salaries

The FYE 2021 General Fund Budget includes a three percent (3%) salary allocation consisting two percent (2 %) cost of living adjustment and a one percent (1%) merit adjustment.

Benefits

No benefit changes were made from those offered in FYE 2020. Benefits include:

- FICA;
- Worker's Compensation;
- State Unemployment;
- TMRS Retirement (7%; 2 to 1 Match);
- Health, Vision, & Dental Insurances;
- Life, Automatic Death and Dismemberment, and Short- and Long-Term Disability Insurances;
- Uniform Allowance (if applicable);
- Certification Pay (if applicable); and
- Longevity Pay.

The City's FYE 2021 health insurance provider - United Healthcare (UHC) - increased rates by nineteen percent (19%) but was still the lowest rate offered to the City. The adopted budget continues with the current health insurance UHC, offering the same health care plans that was offered in FYE 2020 to municipal employees.

- Health – 19%
- Dental – No change
- Vision – No change; and
- Life, AD&D, STD, and LTD – No change.

GENERAL FUND BUDGET

REVENUES

		2017-2018 ACTUAL	2018-2019 ACTUAL	2019-2020 AMENDED	Y-T-D ACTUAL	PROJECTED YEAR END	PROPOSED 2020 - 2021
PROPERTY TAXES							
400-3110	AD VALOREM	$ 2,636,537.00	$ 2,766,620.00	$ 3,199,197.00	$ 2,959,406.33	$ 3,050,000.00	$ 3,200,000.00
400-3120	DELINQUENT	$ (3,181.00)	$ 10,825.00	$ 11,068.00	$ 7,314.01	$ 8,000.00	$ 10,000.00
PROPERTY TAXES	**TOTAL**	**$ 2,633,356.00**	**$ 2,777,445.00**	**$ 3,210,265.00**	**$ 2,966,720.34**	**$ 3,058,000.00**	**$ 3,210,000.00**
NON-PROPERTY TAXES							
401-3140	SALES	$ 2,431,760.00	$ 2,940,467.00	$ 2,940,467.00	$ 2,623,384.00	$ 3,023,384.00	$ 3,023,384.00
401-3150	MIXED BEVERAGE	$ 41,462.00	$ 43,923.00	$ 43,923.00	$ 35,359.00	$ 38,000.00	$ 40,500.00
401-3170	BINGO	$ -	$ 748.00	$ 748.00	$ 1,632.00	$ 1,632.00	$ 1,200.00
NON-PROPERTY TAXES	**TOTAL**	**$ 2,473,222.00**	**$ 2,985,138.00**	**$ 2,985,138.00**	**$ 2,660,375.00**	**$ 3,063,016.00**	**$ 3,065,084.00**
FRANCHISE TAXES							
402-3200	ELECTRIC	$ 410,932.00	$ 393,155.00	$ 393,155.00	$ 300,539.00	$ 393,155.00	$ 405,000.00
402-3210	CABLE	$ 115,965.00	$ 117,896.00	$ 117,896.00	$ 68,185.00	$ 90,185.00	$ 90,500.00
402-3220	SOLID WASTE	$ 65,952.00	$ 58,410.00	$ 58,410.00	$ 73,119.00	$ 73,119.00	$ 65,000.00
402-3230	NATURAL GAS	$ 54,527.00	$ 62,169.00	$ 62,169.00	$ 41,264.00	$ 53,200.00	$ 54,000.00
402-3240	TELECOMMUNICATIONS	$ 22,684.00	$ 20,720.00	$ 20,720.00	$ 13,170.00	$ 19,000.00	$ 20,000.00
402-3250	WATER SYSTEM	$ 36,009.00	$ 34,307.00	$ 34,307.00	$ -	$ 34,000.00	$ 34,000.00
402-3260	TELECOMMUNICATIONS TOWER	$ 17,109.00	$ 17,622.00	$ 48,502.00	$ 18,151.00	$ 18,151.00	$ 18,151.00
402-3270	TOWING FRANCHISE FEES	$ 21,855.00	$ 11,996.00	$ 11,025.00	$ 5,758.00	$ 8,200.00	$ 10,000.00
402-3280	COVID-19 CARES ACT REIMB	$ -	$ -	$ -	$ -	$ 52,165.00	$ -
FRANCHISE TAXES	**TOTAL**	**$ 745,033.00**	**$ 716,275.00**	**$ 746,184.00**	**$ 520,186.00**	**$ 741,175.00**	**$ 696,651.00**
LICENSES & FEES							
404-3300	BUILDING PERMITS	$ 356,101.00	$ 297,679.00	$ 297,821.00	$ 163,216.00	$ 165,000.00	$ 287,000.00
404-3305	REINSPECTION FEES	$ 37,995.00	$ 82,582.00	$ 82,328.00	$ 36,288.00	$ 40,000.00	$ 42,000.00
404-3310	SIGN PERMITS	$ 5,386.00	$ 4,658.00	$ 4,757.00	$ 2,503.00	$ 2,503.00	$ 4,000.00
404-3320	CERT OF OCCUPANCY PERMITS	$ 3,701.00	$ 3,036.00	$ 3,101.00	$ 3,312.00	$ 3,500.00	$ 3,000.00
404-3330	SUBCONTRACTOR PERMITS	$ 6,746.00	$ 5,496.00	$ 5,459.00	$ 7,562.00	$ 7,600.00	$ 4,000.00
404-3340	PLATTING FEES	$ 29,659.00	$ 33,414.00	$ 34,126.00	$ 17,706.00	$ 20,000.00	$ 25,000.00
404-3350	PLANNING & ZONING FEES	$ 3,822.00	$ 2,734.00	$ 2,792.00	$ 1,215.00	$ 1,500.00	$ 1,500.00
404-3359	ADDRESS CHANGE FEE	$ -	$ -	$ -	$ 29.00	$ 29.00	$ 300.00
404-3370	ANIMAL CONTROL FEES	$ 2,120.00	$ 3,003.00	$ 3,067.00	$ 3,319.00	$ 3,500.00	$ 3,500.00
404-3380	FOOD LICENSES	$ 29,328.00	$ 31,579.00	$ 32,252.00	$ 25,813.00	$ 26,000.00	$ 25,000.00
404-3390	LIQUOR LICENSES	$ 250.00	$ 8,838.00	$ 9,026.00	$ 1,000.00	$ 2,000.00	$ 9,000.00
404-3440	ENCROACHMENT LICENSES	$ -	$ -	$ 200.00	$ -	$ -	$ -
404-3460	PEDDLER LICENSES	$ 1,625.00	$ 2,341.00	$ 2,391.00	$ 1,869.00	$ 2,000.00	$ 1,300.00

REVENUES

		2017-2018 ACTUAL	2018-2019 ACTUAL	2019-2020 AMENDED	Y-T-D ACTUAL	PROJECTED YEAR END	PROPOSED 2020 - 2021
LICENSES & FEES CONTINUED							
404-3500	STREET CUT PERMITS	$ 1,067.00	$ 1,092.00	$ 1,115.00	$ 1,668.00	$ 1,700.00	$ 2,500.00
404-3504	FEES IN LIEU - DETENTION	$ 5,467.00	$ 5,822.00	$ 5,946.00	$ -	$ 16,213.18	$ 5,000.00
404-3510	DRIVEWAY PERMITS	$ 1,559.00	$ 674.00	$ 688.00	$ 376.00	$ 376.00	$ 500.00
404-3520	TREE REMOVAL PERMITS	$ 14,633.00	$ 22,075.00	$ 22,545.00	$ 3,679.00	$ 3,700.00	$ 20,000.00
404-3530	FALSE ALARM FEES	$ 3,428.00	$ 1,187.00	$ 1,085.00	$ 2,450.00	$ 2,500.00	$ 2,000.00
404-3540	OTHER PERMITS & FEES	$ 542.00	$ 897.00	$ 790.00	$ 314.00	$ 500.00	$ -
404-3570	FLOOD PLAIN DEV. PERMITS	$ 2,020.00	$ 3,556.00	$ 3,328.00	$ 2,709.00	$ 3,328.00	$ 3,000.00
LICENSES & FEES	**TOTAL**	**$ 505,449.00**	**$ 510,663.00**	**$ 512,817.00**	**$ 275,028.00**	**$ 301,949.18**	**$ 438,600.00**
MUNICIPAL COURT FINES							
405-1010	COURT FINES	$ 558,309.00	$ 405,149.00	$ 400,610.00	$ 369,005.00	$ 387,030.64	$ 414,486.00
405-1020	WARRANT FINES	$ 99,129.00	$ 165,280.00	$ 170,002.00	$ 113,782.00	$ 117,000.00	$ 135,000.00
MUNICIPAL COURT FINES	**TOTAL**	**$ 657,438.00**	**$ 570,429.00**	**$ 570,612.00**	**$ 482,787.00**	**$ 504,030.64**	**$ 549,486.00**
MISCELLANEOUS REVENUE							
406-1010	INTEREST EARNED	$ 39,930.00	$ 73,602.00	$ 76,776.00	$ 21,151.00	$ 24,000.00	$ 40,000.00
406-1020	MISCELLANEOUS	$ (11,488.00)	$ 18,839.00	$ 14,796.00	$ 24,187.00	$ 27,400.00	$ 15,500.00
406-1021	TRANSFERS IN/OUT	$ -	$ 23,789.00	$ -	$ 9,392.07	$ 9,392.07	$ 103,438.00
406-1025	CREDIT CARD FEES	$ 12,887.00	$ (1,345.00)	$ -	$ 1,230.00	$ 1,500.00	$ 2,000.00
406-1030	SALE OF SURPLUS ASSETS	$ -	$ -	$ 100.00	$ -	$ -	$ -
406-1040	MONEY FROM OTHER ENTITIES	$ -	$ -	$ 100.00	$ -	$ -	$ -
406-1050	REIMBURSEMENT FROM EDC	$ 11,085.00	$ 5,400.00	$ 5,400.00	$ 15,000.00	$ 15,000.00	$ 15,000.00
406-1080	DISPATCH FEES	$ 5,004.00	$ 4,170.00	$ 5,004.00	$ 4,170.00	$ 5,004.00	$ 5,004.00
406-1085	MARKETPLACE @ OTHSD	$ -	$ 114,570.00	$ 116,933.00	$ 56,318.00	$ 59,000.00	$ 109,908.00
MISCELLANEOUS REVENUE	**TOTAL**	**$ 57,418.00**	**$ 239,025.00**	**$ 219,109.00**	**$ 131,448.07**	**$ 141,296.07**	**$ 290,850.00**
FIRE DEPARTMENT REVENUE							
407-1050	FIRE DEPT SERVICE FEES	$ 268.00	$ 300.00	$ 306.00	$ 225.00	$ 300.00	$ 300.00
407-1055	EMS SERVICE FEES	$ 141,275.00	$ 138,868.00	$ 129,893.00	$ 108,404.00	$ 120,000.00	$ 140,000.00
FIRE DEPARTMENT REVENUE	**TOTAL**	**$ 141,543.00**	**$ 139,168.00**	**$ 130,199.00**	**$ 108,629.00**	**$ 120,300.00**	**$ 140,300.00**
DESIGNATED REVENUES							
408-1060	IMPOUND FEES	$ 48,073.00	$ 33,392.00	$ 32,515.00	$ 19,924.00	$ 22,813.00	$ 25,000.00
DESIGNATED REVENUES	**TOTAL**	**$ 48,073.00**	**$ 33,392.00**	**$ 32,515.00**	**$ 19,924.00**	**$ 22,813.00**	**$ 25,000.00**
TOTAL REVENUES		**$ 7,261,532.00**	**$ 7,971,535.00**	**$ 8,406,839.00**	**$ 7,165,097.41**	**$ 7,952,579.89**	**$ 8,415,971.00**

Attachment A
Exhibit A

MAYOR & COUNCIL

		2017-2018 ACTUAL	2018-2019 ACTUAL	2019-2020 AMENDED	Y-T-D ACTUAL	PROJECTED YEAR END	PROPOSED 2020-2021
CONTRACTUAL SERVICES							
500-5203	SCHOOLS & SEMINARS	$ 90.00	$ 1,010.00	$ 830.00	$ 18.00	$ 50.00	$ 500.00
CONTRACTUAL SERVICES	**TOTAL**	**$ 90.00**	**$ 1,010.00**	**$ 830.00**	**$ 18.00**	**$ 50.00**	**$ 500.00**
COMMODITIES							
500-5326	EXPENSE REIMBURSEMENT	$ 2,438.00	$ 1,925.00	$ 1,898.00	$ 299.00	$ 1,500.00	$ 2,000.00
500-5328	UNIFORM ALLOWANCE	$ 35.00	$ 635.00	$ 1,800.00	$ 726.00	$ 726.00	$ 1,800.00
COMMODITIES	**TOTAL**	**$ 2,473.00**	**$ 2,560.00**	**$ 3,698.00**	**$ 1,025.00**	**$ 2,226.00**	**$ 3,800.00**
CITY COUNCIL	**TOTAL**	**$ 2,563.00**	**$ 3,570.00**	**$ 4,528.00**	**$ 1,043.00**	**$ 2,276.00**	**$ 4,300.00**

ADMINISTRATION

		2017-2018 ACTUAL	2018-2019 ACTUAL	2019-2020 AMENDED	Y-T-D ACTUAL	PROJECTED YEAR END	PROPOSED 2020-2021
PERSONNEL							
510-5101	SALARIES	$ 266,245.00	$ 296,767.00	$ 314,069.00	$ 220,978.00	$ 286,426.00	$ 306,689.78
510-5102	OVERTIME	$ 967.00	$ 1,806.00	$ 1,806.00	$ 519.00	$ 600.00	$ 500.00
510-5103	SOCIAL SECURITY	$ 16,917.00	$ 21,575.00	$ 24,472.00	$ 16,331.00	$ 21,427.00	$ 22,928.57
510-5104	RETIREMENT	$ 15,472.00	$ 19,323.00	$ 22,804.00	$ 15,301.00	$ 20,455.00	$ 20,329.45
510-5105	HEALTH INSURANCE	$ 14,281.00	$ 12,399.00	$ 18,060.00	$ 10,028.00	$ 12,285.00	$ 20,948.00
510-5107	WORKER'S COMPENSATION	$ 67,406.00	$ 69,445.00	$ 67,918.00	$ 67,918.00	$ 67,918.00	$ 8,309.36
510-5108	UNEMPLOYMENT	$ 663.00	$ 120.00	$ 1,089.00	$ 741.00	$ 1,089.00	$ 1,053.00
510-5111	LONGEVITY PAY	$ 2,510.00	$ 3,060.00	$ 3,540.00	$ 1,970.00	$ 1,970.00	$ 2,330.00
510-5115	LIFE INSURANCE & DISABILITY	$ 2,474.00	$ 3,125.00	$ 3,585.00	$ 2,682.00	$ 3,231.00	$ 3,418.44
510-5116	VISION & DENTAL INSURANCE	$ 986.00	$ 989.00	$ 1,659.00	$ 1,081.00	$ 1,273.00	$ 2,194.52
510-5117	CELLULAR ALLOWANCE	$ -	$ 1,680.00	$ 1,680.00	$ 1,441.00	$ 1,441.00	$ -
PERSONNEL	**TOTAL**	**$ 387,921.00**	**$ 430,289.00**	**$ 460,682.00**	**$ 338,990.00**	**$ 418,115.00**	**$ 388,701.12**
CONTRACTUAL SERV							
510-5201	BANK FEES	$ 5,135.00	$ 8,833.00	$ 8,952.00	$ 1,806.00	$ 3,818.00	$ 5,150.00
510-5202	MEMBERSHIPS & LICENSES	$ 3,981.00	$ 5,260.00	$ 5,260.00	$ 6,750.00	$ 7,257.00	$ 9,000.00
510-5203	SCHOOLS & SEMINARS	$ 4,481.00	$ 12,417.00	$ 12,377.00	$ 2,642.00	$ 3,438.00	$ 8,450.00
510-5204	ACCOUNTANT	$ 12,000.00	$ 9,000.00	$ -	$ 750.00	$ 1,000.00	$ 450.00
510-5206	CITY ATTORNEY	$ 21,885.00	$ 36,364.00	$ 39,670.00	$ 27,788.00	$ 35,000.00	$ 35,000.00
510-5207	CITY AUDITOR	$ 15,339.00	$ 16,300.00	$ 16,300.00	$ 14,600.00	$ 14,600.00	$ 15,000.00
510-5208	BEXAR APPRAISAL DIST	$ 17,710.00	$ 14,420.00	$ 14,420.00	$ 13,526.00	$ 18,194.00	$ 18,672.00
510-5214	COMPUTER CONTRACTS	$ 70,539.00	$ 75,842.00	$ 75,842.00	$ 66,320.00	$ 75,842.00	$ -
510-5229	CITY ENGINEER*	$ 13,782.00	$ 27,149.00	$ 29,617.00	$ 27,690.00	$ 29,000.00	$ -
510-5231	BUILDING OFFICIAL*	$ 157,810.00	$ 143,905.00	$ 156,987.00	$ 83,610.00	$ 113,010.00	$ -
510-5234	HEALTH INSPECTOR*	$ 15,600.00	$ 13,000.00	$ 15,600.00	$ 8,450.00	$ 13,000.00	$ -
510-5240	COMMUNICATIONS CELL/RADIOS						$ 1,983.00
510-5241	OTHER CONTRACTS						$ 2,500.00
CONTRACTUAL SERV	**TOTAL**	**$ 338,262.00**	**$ 362,490.00**	**$ 375,025.00**	**$ 253,932.00**	**$ 314,159.00**	**$ 96,205.00**

*Reallocated to Development Services

COMMODITIES							
510-5301	OFFICE SUPPLIES	$ 9,015.00	$ 9,167.00	$ 7,695.00	$ 3,175.00	$ 3,558.00	$ 6,000.00
510-5302	OPERATING SUPPLIES	$ 16,349.00	$ 19,695.00	$ 19,411.00	$ 8,269.00	$ 9,665.00	$ 10,000.00
510-5305	TECHNOLOGY & EQUIP**	$ 100,990.00	$ 29,989.00	$ 82,412.00	$ 31,601.00	$ 40,000.00	$ -
510-5323	POSTAGE & POSTAL EQUIPMENT	$ 5,138.00	$ 16,809.00	$ 12,809.00	$ 8,527.00	$ 9,960.32	$ 10,000.00
510-5324	UNIFORM ALLOWANCE	$ -	$ -	$ 600.00	$ 525.00	$ 525.00	$ 600.00
510-5330	COPIERS & PRINTERS**	$ 23,548.00	$ 26,395.00	$ 26,395.00	$ 21,483.00	$ 25,712.00	$ -
510-5332	PRINTING & ADVERTISING	$ 4,955.00	$ 600.00	$ 600.00	$ -	$ -	$ 3,000.00

**Reallocated to Building and Grounds

		2017-2018 ACTUAL	2018-2019 ACTUAL	2019-2020 AMENDED	Y-T-D ACTUAL	PROJECTED YEAR END	PROPOSED 2020-2021
COMODITIES CONTINUED							
510-5333	380 AGMT. EXPENSES	$ 859,224.00	$ 1,168,434.00	$ 1,168,434.00	$ 886,523.00	$ 1,176,523.00	$ 1,200,000.00
510-5334	TRANSFER OUT TO CAP. FUND	$ -	$ -	$ 237,271.00	$ 237,271.00	$ 237,271.00	$ -
COMMODITIES	**TOTAL**	**$ 1,019,219.00**	**$ 1,271,089.00**	**$ 1,555,627.00**	**$ 1,197,374.00**	**$ 1,503,214.32**	**$ 1,229,600.00**
LIABILITY/HAZARD/FIDELTY							
510-5401	INSURANCES	$ 85,010.00	$ 109,654.00	$ 125,486.00	$ 122,977.00	$ 122,977.00	$ 123,000.00
LIABILITY/HAZARD/FIDELTY	**TOTAL**	**$ 85,010.00**	**$ 109,654.00**	**$ 125,486.00**	**$ 122,977.00**	**$ 122,977.00**	**$ 123,000.00**
ADMINISTRATION	**TOTAL**	**$ 1,830,412.00**	**$ 2,173,522.00**	**$ 2,516,820.00**	**$ 1,913,273.00**	**$ 2,358,465.32**	**$ 1,837,506.12**

DISPATCH

		2017-2018 ACTUAL	2018-2019 ACTUAL	2019-2020 AMENDED	Y-T-D ACTUAL	PROJECTED YEAR END	PROPOSED 2020-2021
PERSONNEL							
515-5101	SALARIES	$ 348,679.00	$ 365,570.00	$ 364,876.00	$ 293,039.00	$ 365,570.00	$ 382,992.23
515-5102	OVERTIME	$ 3,196.00	$ 3,977.00	$ 3,977.00	$ 2,471.00	$ 3,977.00	$ 4,000.00
515-5103	SOCIAL SECURITY / FICA	$ 27,467.00	$ 29,017.00	$ 29,437.00	$ 23,176.00	$ 29,017.00	$ 30,483.89
515-5104	RETIREMENT / TMRS	$ 25,647.00	$ 26,707.00	$ 29,706.00	$ 23,190.00	$ 26,707.00	$ 28,969.66
515-5105	HEALTH INSURANCE	$ 42,888.00	$ 32,260.00	$ 40,636.00	$ 24,072.00	$ 32,260.00	$ 47,133.00
515-5106	PSYCH & DRUG TESTING	$ (59.00)	$ -	$ 250.00	$ 1,101.00	$ 1,101.00	$ 1,500.00
515-5107	WORKERS COMPENSATION	$ -	$ -	$ -	$ -	$ -	$ 704.94
515-5108	UNEMPLOYMENT	$ 1,467.00	$ 81.00	$ 1,458.00	$ 1,450.00	$ 1,450.00	$ 1,458.00
515-5111	LONGEVITY PAY	$ 3,500.00	$ 4,620.00	$ 5,700.00	$ 5,420.00	$ 5,420.00	$ 5,050.00
515-5112	CERTIFICATION PAY	$ 6,924.00	$ 7,201.00	$ 7,200.00	$ 5,031.00	$ 6,300.00	$ 6,900.00
515-5115	LIFE INSURANCE & DISABILITY	$ 4,341.00	$ 4,533.00	$ 4,717.00	$ 3,816.00	$ 4,533.00	$ 4,896.84
515-5116	VISION & DENTAL INSURANCE	$ 2,884.00	$ 2,637.00	$ 3,734.00	$ 2,454.00	$ 2,637.00	$ 4,937.67
515-5117	CELL PHONE		$ 3,780.00	$ 3,780.00	$ 3,465.00	$ 3,465.00	$ -
PERSONNEL		**$ 466,934.00**	**$ 480,383.00**	**$ 495,471.00**	**$ 388,685.00**	**$ 482,437.00**	**$ 519,026.23**

Personnel Reduction in staff

CONTRACTUAL SERVICES							
515-5200	COMMUNICATION EQUIPMENT	$ 4,046.00	$ 2,553.00	$ 2,553.00	$ 235.00	$ 5,441.00	$ -
515-5203	TRAINING	$ 4,912.00	$ 4,986.00	$ 4,551.00	$ 2,490.00	$ 4,551.00	$ 7,000.00
515-5211	HARRIS RADIO AGREEMENT	$ 3,418.00	$ 2,888.00	$ 2,888.00	$ -	$ -	$ -
515-5212	FLEETMATICS GPS	$ 13,294.00	$ 3,444.00	$ 3,056.00	$ 2,042.00	$ 3,056.00	$ -
515-5240	COMMUNICATION CELL/RADIOS	$ -	$ -	$ -	$ -	$ -	$ 2,466.00
515-5241	MAINTENANCE AGREEMENT	$ -	$ -	$ -	$ -	$ -	$ 5,799.00
CONTRACTUAL SERVICES	**TOTAL**	**$ 25,670.00**	**$ 13,871.00**	**$ 13,048.00**	**$ 4,767.00**	**$ 13,048.00**	**$ 15,265.00**

COMMODITIES							
515-5302	OPERATING SUPPLIES	$ 9,862.00	$ 163.00	$ 1,500.00	$ 1,066.00	$ 1,066.00	$ 1,500.00
515-5324	UNIFORM ALLOWANCE	$ 3,240.00	$ 3,240.00	$ 3,240.00	$ 3,210.00	$ 3,210.00	$ 2,880.00
515-5330 NEW NAME	COMMUNICATION & TECHNOLOGY	$ 20,961.00	$ 12,164.00	$ 12,164.00	$ 10,544.00	$ 12,164.00	$ 18,000.00
COMMODITIES	**TOTAL**	**$ 34,063.00**	**$ 15,567.00**	**$ 16,904.00**	**$ 14,820.00**	**$ 16,440.00**	**$ 22,380.00**

515-5330 Replacement/Upgrade of Portable Radios - requirement to meet 2021 P25 requirement

TOTAL		**$ 526,667.00**	**$ 509,821.00**	**$ 525,423.00**	**$ 408,272.00**	**$ 511,925.00**	**$ 556,671.23**

CITY SECRETARY

		2017-2018 ACTUAL	2018-2019 ACTUAL	2019-2020 AMENDED	Y-T-D ACTUAL	PROJECTED YEAR END	PROPOSED 2020-2021
PERSONNEL							
520-5101	SALARIES	$ 44,178.00	$ 51,337.00	$ 54,087.58	$ 45,247.00	$ 53,521.48	$ 55,397.11
520-5103	SOCIAL SECURITY	$ 3,118.00	$ 3,749.00	$ 4,202.72	$ 3,332.00	$ 4,136.47	$ 4,279.95
520-5104	RETIREMENT	$ 3,097.00	$ 3,569.00	$ 4,241.18	$ 3,428.00	$ 4,174.32	$ 4,067.35
520-5105	HEALTH INSURANCE	$ 5,202.00	$ 4,167.00	$ 4,515.12	$ 3,674.00	$ 4,410.00	$ 5,237.00
520-5107	WORKERS COMP	$ -	$ -	$ -	$ -	$ -	$ 104.08
520-5108	UNEMPLOYMENT	$ 171.00	$ 9.00	$ 162.00	$ 144.00	$ 144.00	$ 162.00
520-5111	LONGEVITY PAY	$ -	$ 160.00	$ 280.00	$ 280.00	$ 280.00	$ 400.00
520-5115	LIFE INSURANCE & DISABILITY	$ 530.00	$ 634.00	$ 664.92	$ 602.00	$ 634.00	$ 680.04
520-5116	VISION & DENTAL INS	$ 330.00	$ 330.00	$ 414.84	$ 346.00	$ 415.00	$ 548.63
520-5117	CELLULAR ALLOWANCE	$ -	$ 420.00	$ 420.00	$ 420.00	$ 420.00	$ -
PERSONNEL TOTALS	**TOTALS**	**$ 56,626.00**	**$ 64,375.00**	**$ 68,988.36**	**$ 57,473.00**	**$ 68,135.27**	**$ 70,876.16**
CONTRACTUAL SERVICES							
520-5202	MEMBERSHIPS & LICENSES	$ 145.00	$ 145.00	$ 145.00	$ 145.00	$ 145.00	$145.00
520-5203	SCHOOLS & SEMINARS	$ 276.00	$ 294.00	$ 274.00	$ 94.00	$ 94.00	$ 315.00
520-5210	OTHER CONTRACTUAL SERV	$ 5,743.00	$ 5,768.00	$ 5,693.00	$ 5,422.00	$ 5,580.00	$ 5,893.00
520-5211	ELECTION OFFICIALS	$ 8,167.00	$ 11,494.00	$ 11,493.90	$ -	$ -	$ 26,000.00
520-5216	CODIFICATION	$ 1,377.00	$ 1,825.00	$ 1,825.00	$ 1,375.00	$ 1,339.00	$ 1,500.00
520-5240	COMMUNICATIONS CELL/RADIOS	$ -	$ -	$ -	$ -	$ -	$661.00
CONTRACTUAL SERVICES	**TOTALS**	**$ 15,708.00**	**$ 19,526.00**	**$ 19,430.90**	**$ 7,036.00**	**$ 7,158.00**	**$ 34,514.00**
520-5211	ELECTION OFFICIALS	$ 11,500.00					
		$ 14,500.00	**$ 26,000.00**				
COMMODITIES							
520-5324	UNIFORM ALLOWANCE	$ -	$ -	$ 150.00	$ 150.00	$ 150.00	$ 150.00
520-5331	ADVERTISING	$ 4,112.00	$ 5,795.00	$ 5,795.00	$ 5,657.00	$ 5,657.00	$ 5,795.00
COMMODITIES	**TOTALS**	**$ 4,112.00**	**$ 5,795.00**	**$ 5,945.00**	**$ 5,807.00**	**$ 5,807.00**	**$ 5,945.00**
TOTAL		**$ 76,446.00**	**$ 89,696.00**	**$ 94,364.26**	**$ 70,316.00**	**$ 81,100.27**	**$ 111,335.16**

06 MUNICIPAL COURT SECURITY

		2016-2017 ACTUAL	2017-2018 ACTUAL	2018-2019 ACTUAL	2019-2020 CURRENT	Y-T-D ACTUAL	PROJECTED YEAR END	PROPOSED 2020-2021
FUND BALANCE				**$ 18,679.65**	**$ 1,724.00**	**$ 1,724.00**	**$ 1,724.00**	**$ 5,668.24**
LIABILITIES & ASSETS					**$ 1,723.76**	**$ 1,723.76**	**$ 1,723.76**	
MISCELLANEOUS REVENUE								
406-1010	INTEREST	$ 20.00	$ 178.00	$ 13.00	$ 14.00	$ 1.00	$ 2.00	$ 15.00
406-1080	DEDICATED REVENUE	$ 6,817.00	$ 12,387.00	$ 7,689.00	$ 8,035.00	$ 8,884.00	$ 9,943.00	$ 9,948.00
MISCELLANEOUS REVENUE		**$ 6,837.00**	**$ 10,494.00**	**$ 7,702.00**	**$ 8,049.00**	**$ 8,885.00**	**$ 9,945.00**	**$ 9,963.00**
TOTAL REVENUES		**$ 6,837.00**	**$ 10,494.00**	**$ 7,702.00**	**$ 8,049.00**	**$ 8,885.00**	**$ 9,945.00**	**$ 9,963.00**
TOTAL FUNDS				**$ 26,381.65**	**$ 8,049.24**	**$ 8,885.24**	**$ 9,945.24**	**$ 15,631.24**
CONTRACTUAL SERVICES								
510-5200	BANK FEES	$ -	$ -	$ -	$ 250.00	$ 250.00	$ 250.00	$ 225.00
CONTRACTUAL SERVICES		**$ -**	**$ -**	**$ -**	**$ 250.00**	**$ 250.00**	**$ 250.00**	**$ 225.00**
CAPITAL OUTLAY								
510-5501	OTHER EXPENDITURES	$ -	$ 540.00	$ -	$ 5,515.00	$ -	$ -	$ -
510-5502	TRANSFER TO GENERAL FUND	$ 4,000.00	$ -	$ 24,657.00	$ -	$ 4,027.00	$ 4,027.00	$ -
CAPITAL OUTLAY		**$ 4,000.00**	**$ 540.00**	**$ 24,657.00**	**$ 5,515.00**	**$ 4,027.00**	**$ 4,027.00**	**$ -**
TOTAL EXPENDITURES		**$ 4,000.00**	**$ 540.00**	**$ 24,657.00**	**$ 5,765.00**	**$ 4,277.00**	**$ 4,277.00**	**$ 225.00**
TOTAL FUND BALANCE				**$ 1,724.65**	**$ 2,284.24**	**$ 4,608.24**	**$ 5,668.24**	**$ 15,406.24**

HUMAN RESOURCES

		2017-2018 ACTUAL	2018-2019 ACTUAL	2019-2020 AMENDED	Y-T-D ACTUAL	PROJECTED YEAR END	PROPOSED 2020-2021
PERSONNEL							
535-5101	SALARIES	$ 95,550.00	$ 105,493.00	$ 110,560.00	$ 70,304.00	$ 82,662.17	$ 49,717.07
535-5103	SOCIAL SECURITY	$ 7,553.00	$ 8,367.00	$ 8,814.00	$ 6,095.00	$ 6,323.66	$ 3,843.90
535-5104	RETIREMENT	$ 6,901.00	$ 7,544.00	$ 8,895.00	$ 5,487.00	$ 6,664.08	$ 3,652.96
535-5105	HEALTH INSURANCE	$ 8,597.00	$ 8,118.00	$ 9,030.00	$ 7,710.00	$ 8,118.00	$ 5,237.00
535-5107	WORKERS COMPENSATION	$ -	$ -	$ -	$ -	$ -	$ 96.21
535-5108	UNEMPLOYMENT	$ 324.00	$ 18.00	$ 324.00	$ 331.00	$ 384.00	$ 162.00
535-5111	LONGEVITY	$ 4,036.00	$ 3,220.00	$ 3,520.00	$ 3,520.00	$ 3,520.00	$ 380.00
535-5115	LIFE INSURANCE & DISABILITY	$ 1,106.00	$ 1,311.00	$ 1,379.00	$ 1,185.00	$ 1,265.69	$ 524.04
535-5116	VISION & DENTAL INSURANCE	$ 653.00	$ 659.00	$ 830.00	$ 709.00	$ 847.13	$ 609.84
535-5117	CELLULAR ALLOWANCE	$ -	$ 840.00	$ 840.00	$ 630.00	$ 630.00	$ -
PERSONNEL	**TOTAL**	**$ 124,720.00**	**$ 135,570.00**	**$ 144,192.00**	**$ 95,971.00**	**$ 110,414.73**	**$ 64,223.02**
CONTRACTUAL SERVICES							
535-5201	COBRA	$ -	$ 1,244.00	$ 1,244.00	$ 1,362.00	$ 1,362.00	$ 1,500.00
535-5202	TECHNOLOGY & EQUIPMENT	$ -	$ 9,852.00	$ 5,000.00	$ 1,470.00	$ 1,470.00	$ -
535-5203	SUBSCRIPTIONS	$ -	$ 2,000.00	$ 2,000.00	$ 849.00	$ 849.00	$ 1,064.00
535-5204	SCHOOLS & SEMINARS	$ -	$ 303.00	$ 1,500.00	$ 574.00	$ 574.00	$ 1,699.00
535-5240	COMMUNICATIONS	$ -	$ -	$ -	$ -	$ -	$ 661.00
CONTRACTUAL SERVICES	**TOTAL**	**$ -**	**$ 13,399.00**	**$ 9,744.00**	**$ 4,255.00**	**$ 4,255.00**	**$ 4,924.00**
COMMODITIES							
535-5324	UNIFORM ALLOWANCE	$ -	$ -	$ 300.00	$ 225.00	$ 225.00	$ 150.00
535-5325	EMPLOYEE RECOGNITION	$ -	$ -	$ 800.00	$ 201.85	$ 600.00	$ 2,310.00
COMMODITIES		**$ -**	**$ -**	**$ 1,100.00**	**$ 426.85**	**$ 825.00**	**$ 2,460.00**
TOTAL		**$ 124,720.00**	**$ 148,969.00**	**$ 155,036.00**	**$ 100,652.85**	**$ 115,494.73**	**$ 71,607.02**

Attachment A
Exhibit A

DEVELOPMENT SERVICES

		2017-2018 ACTUAL	2018-2019 ACTUAL	2019-2020 AMENDED	Y-T-D ACTUAL	PROJECTED YEAR END	PROPOSED 2020-2021
PERSONNEL							
540-5101	SALARIES	$ 83,345.00	$ 91,030.00	$ 95,575.00	$ 80,148.00	$ 94,695.00	$131,113.48
540-5102	OVERTIME	$ -	$ 213.00	$ 213.00	$ 181.00	$ 190.00	$1,300.00
540-5103	SOCIAL SECURITY	$ 8,790.00	$ 7,232.00	$ 7,629.00	$ 6,429.00	$ 7,549.00	$ 10,313.23
540-5104	RETIREMENT	$ 8,063.00	$ 6,522.00	$ 7,699.00	$ 6,257.00	$ 7,385.00	$ 9,800.94
540-5105	HEALTH INSURANCE	$ 9,040.00	$ 4,023.00	$ 9,030.00	$ 3,669.00	$ 4,219.00	$ 15,711.00
540-5107	WORKERS COMPENSATION	$ -	$ -	$ -	$ -	$ -	$ 246.34
540-5108	UNEMPLOYMENT	$ 493.00	$ 18.00	$ 324.00	$ 288.00	$ 288.00	$ 486.00
540-5111	LONGEVITY PAY	$ 1,910.00	$ 2,170.00	$ 2,410.00	$ 2,410.00	$ 2,410.00	$ 2,650.00
540-5112	CERTIFICATION PAY	$ -	$ 600.00	$ 600.00	$ 508.00	$ 600.00	$ 600.00
540-5115	LIFE INSURANCE & DISABILITY	$ 1,405.00	$ 1,144.00	$ 1,193.00	$ 1,087.00	$ 1,322.00	$ 1,671.48
540-5116	VISION & DENTAL INS	$ 584.00	$ 330.00	$ 830.00	$ 346.00	$ 397.00	$ 1,645.89
540-5117	CELLULAR ALLOWANCE	$ 600.00	$ 840.00	$ 840.00	$ 735.00	$ 735.00	$0.00
PERSONNEL	**TOTAL**	**$ 114,230.00**	**$ 114,122.00**	**$ 126,343.00**	**$ 102,058.00**	**$ 119,790.00**	**$175,538.36**
CONTRACTUAL SERVICES							
540-5203	SCHOOLS & SEMINARS	$ 372.00	$ 135.00	$ 135.00	$ 150.00	$ 150.00	$ 1,000.00
540-5205	TECHNOLOGY & EQUIPMENT	$ 4,446.00	$ 5,399.00	$ 5,399.00	$ 877.00	$ 5,399.00	$ -
540-5229	CITY ENGINEER*	$ 13,782.00	$ 27,149.00	$ 29,617.00	$ 19,765.00	$ 27,152.15	$ 33,000.00
540-5231	BUILDING OFFICIAL*	$ 157,810.00	$ 143,905.00	$ 156,987.00	$ 74,900.00	$ 113,010.00	$ 140,000.00
540-5234	HEALTH INSPECTOR*	$ 15,600.00	$ 13,000.00	$ 15,600.00	$ 7,800.00	$ 13,000.00	$ 15,600.00
540-5240	COMMUNICATIONS CELL/RADIOS	$ -	$ -	$ -	$ -	$ -	$ 661.00
CONTRACTUAL SERVICES	**TOTALS**	**$ 4,818.00**	**$ 5,534.00**	**$ 5,534.00**	**$ 1,027.00**	**$ 5,549.00**	**$ 190,261.00**

*Reallocated from Administration

COMMODITIES							
540-5324	UNIFORM ALLOWANCE	$ -	$ -	$ 300.00	$ 300.00	$ 300.00	$ 450.00
COMMODITIES	**TOTAL**	**$ -**	**$ -**	**$ 300.00**	**$ 300.00**	**$ 300.00**	**$ 450.00**
TOTAL		**$ 119,048.00**	**$ 119,656.00**	**$ 132,177.00**	**$ 103,385.00**	**$ 125,639.00**	**$366,249.36**

PUBLIC WORKS/ANIMAL CONTROL

		2017-2018 ACTUAL	2018-2019 ACTUAL	2019-2020 AMENDED	Y-T-D ACTUAL	PROJECTED YEAR END	PROPOSED 2020-2021
PERSONNEL							
545-5101	SALARIES	$ 225,671.00	$ 244,196.00	$ 263,172.00	$ 221,233.00	$ 244,196.00	$ 299,958.27
545-5102	OVERTIME	$ 3,014.00	$ 8,286.00	$ 8,286.00	$ 2,976.00	$ 4,500.00	$ 7,000.00
545-5103	SOCIAL SECURITY	$ 17,096.00	$ 19,643.00	$ 20,919.00	$ 17,398.00	$ 19,643.00	$ 21,423.00
545-5104	RETIREMENT	$ 16,174.00	$ 17,699.00	$ 21,111.00	$ 17,097.00	$ 17,699.00	$ 23,066.93
545-5105	HEALTH INSURANCE	$ 33,087.00	$ 26,604.00	$ 31,606.00	$ 23,677.00	$ 26,604.00	$ 41,896.00
545-5107	WORKERS COMPENSATION	$ -	$ -	$ -	$ -	$ -	$ 6,012.29
545-5108	UNEMPLOYMENT	$ 1,141.00	$ 287.00	$ 1,134.00	$ 1,008.00	$ 1,191.00	$ 1,296.00
545-5111	LONGEVITY	$ 1,900.00	$ 2,700.00	$ 3,440.00	$ 3,440.00	$ 3,440.00	$ 4,389.04
545-5112	CERTIFICATION PAY	$ 1,800.00	$ 1,800.00	$ 1,800.00	$ 1,962.00	$ 2,162.00	$ 7,200.00
545-5115	LIFE INS & DISABILITY	$ 3,031.00	$ 3,181.00	$ 3,473.00	$ 3,197.00	$ 3,200.00	$ 3,999.00
545-5116	VISION & DENTAL INS	$ 2,225.00	$ 2,202.00	$ 2,904.00	$ 2,420.00	$ 2,500.00	$ 4,389.04
PERSONNEL		**$ 305,139.00**	**$ 326,598.00**	**$ 357,845.00**	**$ 294,408.00**	**$ 325,135.00**	**$420,629.57**

Personnel — Added staff to keep up with increased infrustructure

CONTRACTUAL SERVICES							
545-5200	COMMUNICATION EQUIP	$ -	$ 8,557.00	$ 8,364.00	$ 6,906.00	$ 8,612.78	$ 6,061.00
545-5202	MEMBERSHIPS & LICENSES	$ 1,579.00	$ 3,247.00	$ 3,247.00	$ 1,455.00	$ 2,070.00	$ 2,475.00
545-5203	SCHOOLS & SEMINARS	$ 5,803.00	$ 5,342.00	$ 4,102.00	$ 3,899.00	$ 5,200.00	$ 6,000.00
545-5228	ANIMAL CONTROL	$ 11,219.00	$ 9,201.00	$ 8,961.00	$ 4,239.00	$ 5,000.00	$ 9,000.00
545-5230 adj acct name	STREETS/RIGHT OF WAYS	$ 6,904.00	$ 782.00	$ 501.00	$ 12,108.00	$ 12,108.00	$ 10,000.00
545-5231 adj acct name	STORM WATER/DRAINAGE	$ 290.00	$ 1,833.00	$ 1,833.00	$ 593.17	$ 890.00	$ 4,000.00
545-5236	TRAFFIC SIGNAL MAINT	$ 3,694.00	$ 212.00	$ 212.00	$ 6,921.00	$ 7,000.00	$ 3,000.00
CONTRACTUAL SERVICES	**TOTAL**	**$ 29,489.00**	**$ 29,174.00**	**$ 27,220.00**	**$ 36,121.17**	**$ 40,880.78**	**$ 40,536.00**
COMMODITIES							
545-5302	OPERATING SUPPLIES	$ -	$ -	$ -	$ -	$ -	$ 3,300.00
545-5306	MOTOR FUEL & LUBRICANTS	$ 10,653.00	$ 13,082.00	$ 13,145.00	$ 5,327.00	$ 7,446.32	$ 13,000.00
545-5318	VEHICLES & EQUIPMENT	$ -	$ -	$ -	$ -	$ -	$ 20,000.00
545-5324	UNIFORM ALLOWANCE	$ 4,909.00	$ 4,707.00	$ 5,040.00	$ 4,909.00	$ 6,910.00	$ 6,500.00
545-5325	PARKS & MAINTENANCE	$ -	$ -	$ -	$ -	$ -	$ 20,000.00
COMMODITIES	**TOTAL**	**$ 15,562.00**	**$ 17,789.00**	**$ 18,185.00**	**$ 10,236.00**	**$ 14,356.32**	**$62,800.00**

Attachment A
Exhibit A

		2017-2018 ACTUAL	2018-2019 ACTUAL	2019-2020 CURRENT	Y-T-D ACTUAL	PROJECTED YEAR END	PROPOSED 2020-2021
CAPITAL OUTLAY							
545-5501	VEHICLES & EQUIPMENT	$ 43,739.00	$ 41,842.00	$ 52,223.00	$ 10,091.00	$ 11,000.00	$ -
CAPITAL OUTLAY	**TOTAL**	**$ 43,739.00**	**$ 41,842.00**	**$ 52,223.00**	**$ 10,091.00**	**$ 11,000.00**	**$ -**
AC PUB WKS	**TOTAL**	**$ 393,929.00**	**$ 415,403.00**	**$ 455,473.00**	**$ 350,856.17**	**$ 391,372.10**	**$523,965.57**

Attachment A
Exhibit A

BUILDING & GROUNDS

		2017-2018 ACTUAL	2018-2019 ACTUAL	2019-2020 AMENDED	Y-T-D ACTUAL	PROJECTED YEAR END	PROPOSED 2020-2021
CONTRACTUAL SERVICES							
550-5210	OTHER CONTRACTUAL SERVICES	$ 8,810.00	$ 21,306.00	$ 10,483.00	$ 4,454.00	$ 5,000.00	$ 3,000.00
550-5231	COVID19 VIRUS	$ -	$ -	$ -	$ 7,033.00	$ 35,440.40	
550-5237	WATER	$ 9,075.00	$ 9,652.00	$ 9,652.00	$ 6,059.00	$ 8,000.00	$ 8,500.00
550-5238	GAS	$ 4,353.00	$ 4,379.00	$ 4,777.00	$ 3,698.00	$ 4,925.00	$ 5,000.00
550-5239	ELECTRIC	$ 69,641.00	$ 60,261.00	$ 65,739.00	$ 54,262.00	$ 65,000.00	$ 65,000.00
550-5240	TELEPHONE	$ 24,506.00	$ 27,915.00	$ 26,399.00	$ 22,624.00	$ 27,216.08	$ 28,000.00
550-5241	BUILDING MAINTENANCE	$ 161,777.00	$ 262,220.00	$ 84,274.00	$ 41,569.00	$ 52,000.00	$ 55,000.00
550-5242	CITY CUSTODIAN	$ 17,241.00	$ 16,806.00	$ 16,806.00	$ 9,533.00	$ 10,842.60	$ 11,000.00
550-5243	GROUNDS MAINTENANCE	$ 6,883.00	$ 17,136.00	$ 17,026.00	$ 5,335.00	$ 7,000.00	$ 15,000.00
550-5244	LANDSCAPING SERVICES	$ 1,634.00	$ 5,417.00	$ 5,202.00	$ 1,444.00	$ 3,000.00	$ -
550-5245	INTERNET & CABLE	$ 6,593.00	$ 6,658.00	$ 6,647.00	$ 5,178.00	$ 6,123.00	$ 6,500.00
550-5247	COPIERS & PRINTERS	$ -	$ -	$ -	$ -	$ -	$ 26,000.00
550-5248	IT EQUIPMENT/MAINTENANCE	$ -	$ -	$ -	$ -	$ -	$ 34,300.00
550-5249	IT SOFTWARE LICENSES/AGREEMENTS	$ -	$ -	$ -	$ -	$ -	$ 88,908.00
550-5250	IT MANAGED SERVICES/PROJECTS	$ -	$ -	$ -	$ -	$ -	$ 51,200.00
550-5251	WEBSITE MAINTENANCE/LICENSES	$ -	$ -	$ -	$ -	$ -	$ 15,716.00
CONTRACTUAL SERVICES		**$ 310,513.00**	**$ 431,750.00**	**$ 247,005.00**	**$ 161,189.00**	**$ 224,547.08**	**$ 413,124.00**

Contractual Services — All Copier, Printer, IT and Website Maintenace reallocated from all depts into Building and Grounds to ensure better management of expense

COMMODITIES							
550-5302	OPERATING SUPPLIES	$ 2,230.00	$ 3,376.00	$ 3,277.00	$ 1,908.00	$ 2,700.00	$ -
COMMODITIES		**$ 2,230.00**	**$ 3,376.00**	**$ 3,277.00**	**$ 1,908.00**	**$ 2,700.00**	**$ -**

CAPITAL OUTLAY							
550-5510	MISCELLANEOUS EXPENSES	$ 758.00	$ 1,217.00	$ 40,000.00	$ -	$ 40,000.00	$ 40,000.00
550-5511	COMMUNICATIONS & EVENTS						$ 74,386.00
550-5520	PARKS & RECREATION	$ 121,441.00	$ 120,999.00	$ 150,000.00	$ 32,994.00	$ 38,000.00	$ -
550-5521	HELOTES AREA COMMUNITY BAND	$ 6,219.00	$ 15,232.00	$ 5,000.00	$ 3,037.00	$ 4,000.00	$ -
550-5525	MARKETPLACE @ OTHSD	$ (76,678.00)	$ 17,357.00	$ 16,689.00	$ 16,407.00	$ 17,000.00	$ 61,318.00
CAPITAL OUTLAY		**$ 51,740.00**	**$ 154,805.00**	**$ 211,689.00**	**$ 52,438.00**	**$ 99,000.00**	**$ 175,704.00**

550-5520 — Partially reallocated to PW for Park Maintenance, other moved to 550-5511 fo Communications and Events

550-5521 — Combined with Communication & Events 550-5511

BUILDING & GROUNDS	**TOTAL**	**$ 364,483.00**	**$ 589,931.00**	**$ 461,971.00**	**$ 215,535.00**	**$ 326,247.08**	**$ 588,828.00**

08 POLICE TRAINING

		2016-2017 ACTUAL	2017-2018 ACTUAL	2018-2019 ACTUAL	2019-2020 CURRENT	Y-T-D ACTUAL	PROJECTED YEAR END	PROPOSED 2020-2021
FUND BALANCE				**$ 4,565.65**	**$ 3,490.00**	**$ 3,490.00**	**$ 3,490.00**	**$ 2,253.00**
LIABILITIES & ASSETS					**$ -**	**$ -**	**$ -**	**$ -**
MISCELLANEOUS REVENUE								
406-1010	INTEREST	$ 11.00	$ 53.00	$ 106.00	$ 109.00	$ 22.00	$ 24.00	$ 50.00
406-1015	DEDICATED REVENUE	$ 1,799.00	$ 1,902.00	$ 2,468.00	$ 2,468.00	$ 2,354.00	$ 2,354.00	$ 2,400.00
TOTAL MISCELLANEOUS REVENUE		**$ 1,810.00**	**$ 1,955.00**	**$ 2,574.00**	**$ 2,577.00**	**$ 2,376.00**	**$ 2,378.00**	**$ 2,450.00**
TOTAL REVENUES		**$ 1,810.00**	**$ 1,955.00**	**$ 2,574.00**	**$ 2,577.00**	**$ 2,376.00**	**$ 2,378.00**	**$ 2,450.00**
TOTAL FUNDS					**$ 6,067.00**	**$ 5,866.00**	**$ 5,868.00**	**$ 4,703.00**
PERSONNEL								
510-5101	TRAINING	$ 1,949.00	$ (265.00)	$ 3,650.00	$ 5,570.00	$ 2,730.00	$ 3,365.00	$ 4,238.00
TOTAL PERSONNEL		**$ 1,949.00**	**$ (265.00)**	**$ 3,650.00**	**$ 5,570.00**	**$ 2,730.00**	**$ 3,365.00**	**$ 4,238.00**
CONTRACTUAL SERVICES								
510-5200	BANK FEES	$ -	$ -	$ -	$ 250.00	$ 250.00	$ 250.00	$ 465.00
TOTAL CONTRACTUAL SERVICES		**$ -**	**$ -**	**$ -**	**$ 250.00**	**$ 250.00**	**$ 250.00**	**$ 465.00**
TOTAL EXPENDITURES		**$ 1,949.00**	**$ (265.00)**	**$ 3,650.00**	**$ 5,820.00**	**$ 2,980.00**	**$ 3,615.00**	**$ 4,703.00**
TOTAL FUND BALANCE					**$ 247.00**	**$ 2,886.00**	**$ 2,253.00**	**$ -**

Attachment A
Exhibit A

FIRE DEPARTMENT

		2017-2018 ACTUAL	2018-2019 ACTUAL	2019-2020 AMENDED	Y-T-D ACTUAL	PROJECTED YEAR END	PROPOSED 2020-2021
PERSONNEL							
580-5101	SALARIES	$ 773,860.00	$ 733,773.00	$ 853,925.00	$ 728,489.00	$ 817,372.00	$ 805,922.00
580-5102	OVERTIME	$ 56,443.00	$ 59,239.00	$ 59,239.00	$ 68,897.00	$ 75,000.00	$ 41,000.00
580-5103	SOCIAL SECURITY	$ 66,560.00	$ 61,731.00	$ 67,761.00	$ 62,126.00	$ 73,289.00	$ 64,365.17
580-5104	RETIREMENT	$ 56,129.00	$ 50,675.00	$ 62,573.00	$ 56,472.00	$ 65,114.00	$ 60,921.00
580-5105	HEALTH INSURANCE	$ 57,108.00	$ 45,118.00	$ 63,212.00	$ 41,540.00	$ 53,033.00	$ 68,081.00
580-5107	WORKERS COMPENSATION	$ -	$ -	$ -	$ -	$ -	$ 14,390.00
580-5108	UNEMPLOYMENT	$ 2,832.00	$ 575.00	$ 3,564.00	$ 2,754.00	$ 3,898.00	$ 2,106.00
580-5110	PRE-EMPLOYMENT PHYSICALS	$ 7,967.00	$ 7,882.00	$ 7,678.00	$ 484.00	$ 7,000.00	$ 7,300.00
580-5111	LONGEVITY	$ 12,620.00	$ 5,900.00	$ 10,710.00	$ 9,060.00	$ 9,060.00	$ 11,920.00
580-5112	CERTIFICATION PAY	$ 7,755.00	$ 5,735.00	$ 10,500.00	$ 7,016.00	$ 8,462.00	$ 10,500.00
580-5115	LIFE INSURANCE & DISABILITY	$ 7,986.00	$ 7,516.00	$ 9,587.00	$ 8,184.00	$ 10,847.00	$ 8,991.00
580-5116	VISION & DENTAL INSURANCE	$ 3,970.00	$ 3,796.00	$ 5,808.00	$ 4,486.00	$ 5,629.00	$ 7,132.20
580-5117	CELLULAR ALLOWANCE	$ -	$ 4,945.00	$ 5,880.00	$ 7,180.00	$ 7,180.00	$ 1,200.00
PERSONNEL	**TOTALS**	**$ 1,053,230.00**	**$ 986,885.00**	**$ 1,160,437.00**	**$ 996,688.00**	**$ 1,135,884.00**	**$ 1,103,828.37**

Personnel — Reallocation from Fire to EMS as assigned. Removed P/T Firefighters/EMS within current staffing

CONTRACTUAL SERVICES							
580-5200	COMMUNICATION EQUIPMENT	$ 9,821.00	$ 2,082.00	$ 1,417.00	$ 1,529.00	$ 1,743.00	$ 9,239.00
580-5201	SUBSCRIPTIONS	$ 1,211.00	$ 2,379.00	$ 2,379.00	$ 1,923.00	$ 2,083.00	$ 1,668.00
580-5202	MEMBERSHIPS & LICENSES	$ 2,907.00	$ 2,794.00	$ 2,551.00	$ 4,676.00	$ 5,222.00	$ 4,700.00
580-5203	SCHOOLS & SEMINARS	$ 11,750.00	$ 13,188.00	$ 13,188.00	$ 7,897.00	$ 8,896.00	$ 6,700.00
580-5210	OTHER CONTRACTUAL SERVICES	$ 13,289.00	$ 12,163.00	$ 11,969.00	$ 8,964.00	$ 10,929.00	$ 9,750.00
CONTRACTUAL SERVICES	**TOTALS**	**$ 38,978.00**	**$ 32,606.00**	**$ 31,504.00**	**$ 24,989.00**	**$ 28,873.00**	**$ 32,057.00**

COMMODITIES							
580-5301	OFFICE SUPPLIES	$ 2,173.00	$ 1,828.00	$ 1,546.00	$ 743.14	$ 1,200.00	$ 1,600.00
580-5302	OPERATING SUPPLIES	$ 8,827.00	$ 10,302.00	$ 10,117.00	$ 5,359.00	$ 6,940.00	$ 5,500.00
580-5303	TECHNOLOGY & EQUIPMENT	$ 2,184.00	$ 9,450.00	$ 2,330.00	$ 4,413.00	$ 4,413.00	$ 22,000.00
580-5305	EQUIPT PURCHASE / MAINTENANCE	$ 6,556.00	$ 19,828.00	$ 35,000.00	$ 24,779.00	$ 34,684.00	$ 10,605.00
580-5306	MOTOR FUEL & LUBRICANT	$ 7,497.00	$ 9,380.00	$ 8,095.00	$ 2,730.00	$ 2,942.00	$ 6,000.00
580-5312	VEHICLES & RELATED EXP	$ 33,227.00	$ 13,238.00	$ 9,000.00	$ 8,911.00	$ 9,500.00	$ -
580-5313	PERSONAL PROTECTIVE EQUIPMENT	$ -	$ 10,176.84	$ -	$ -	$ -	$ 16,100.00
580-5322	VEHICLE MAINTENANCE	$ 26,327.00	$ 10,177.00	$ 10,215.00	$ 9,336.00	$ 10,131.00	$ 11,300.00
580-5324	UNIFORM ALLOWANCE	$ 12,794.00	$ 67,376.00	$ 13,110.00	$ 12,120.00	$ 12,120.00	$ 7,920.00
COMMODITIES	**TOTAL**	**$ 99,585.00**	**$ 151,755.84**	**$ 89,413.00**	**$ 68,391.14**	**$ 81,930.00**	**$ 81,025.00**

FIRE DEPARTMENT	**TOTAL**	**$ 1,191,793.00**	**$ 1,171,246.84**	**$ 1,281,354.00**	**$ 1,090,068.14**	**$ 1,246,687.00**	**$ 1,216,910.37**

EMS

		2017-2018 ACTUAL	2018-2019 ACTUAL	2019-2020 AMENDED	Y-T-D ACTUAL	PROJECTED YEAR END	PROPOSED 2020-2021
PERSONNEL							
585-5101	SALARIES	$ 273,840.00	$ 286,180.00	$ 180,255.00	$ 180,378.00	$ 240,480.00	$ 311,351.41
585-5102	OVERTIME	$ 40,396.00	$ 74,036.00	$ 74,036.00	$ 20,870.00	$ 35,260.00	$ 24,000.00
585-5103	SOCIAL SECURITY	$ 25,769.00	$ 30,946.00	$ 14,397.00	$ 15,856.00	$ 21,396.00	$ 24,701.96
585-5104	RETIREMENT	$ 24,031.00	$ 25,419.00	$ 14,529.00	$ 15,184.00	$ 20,192.00	$ 23,474.93
585-5105	HEALTH INSURANCE	$ 27,051.00	$ 20,100.00	$ 18,060.00	$ 12,898.00	$ 17,115.00	$ 31,422.00
585-5107	WORKERS COMPENSATION	$ -	$ -	$ -	$ -	$ -	$ 6,965.80
585-5108	UNEMPLOYMENT	$ 977.00	$ 63.00	$ 648.00	$ 432.00	$ 691.00	$ 972.00
585-5111	LONGEVITY	$ 2,510.00	$ 4,420.00	$ 680.00	$ 2,060.00	$ 2,060.00	$ 1,110.00
585-5112	CERTIFICATION PAY	$ 4,812.00	$ 4,328.00	$ 2,700.00	$ 2,908.00	$ 3,877.00	$ 5,400.00
585-5115	LIFE INSURANCE & DISABILITY	$ 2,939.00	$ 3,383.00	$ 2,259.00	$ 1,994.00	$ 2,733.00	$ 3,945.96
585-5116	VISION & DENTAL INSURANCE	$ 1,887.00	$ 1,684.00	$ 1,659.00	$ 1,356.00	$ 1,838.00	$ 3,291.78
585-5117	CELLULAR ALLOWANCE	$ -	$ 2,670.00	$ 1,680.00	$ 1,620.00	$ 1,620.00	$ 720.00
PERSONNEL	**TOTAL**	**$ 404,212.00**	**$ 453,229.00**	**$ 310,903.00**	**$ 255,556.00**	**$ 347,262.00**	**$ 437,355.84**

Personnel — Reallocation from Fire to EMS as assigned. Removed P/T Firefighters/EMS within current staffing and replace with Training Lieutenant to allow for in-house training and shift-shortages and reduce over-time

CONTRACTUAL SERVICES							
585-5200	COMMUNICATION EQUIPMENT	$ 3,523.00	$ 2,953.00	$ 2,953.00	$ 1,486.00	$ 2,000.00	$ 2,833.00
585-5201	SUBSCRIPTIONS	$ -	$ 276.00	$ 276.00	$ -	$ -	$ 2,300.00
585-5202	MEMBERSHIPS & LICENSES	$ 414.00	$ 1,515.00	$ 1,515.00	$ -	$ 480.00	$ 1,741.00
585-5203	SCHOOLS & SEMINARS	$ 103.00	$ 2,029.00	$ 2,029.00	$ 1,387.00	$ 1,966.00	$ 5,600.00
585-5204	EMS SERVICE FEES	$ -	$ -	$ -	$ -	$ -	$ 18,000.00
585-5210	OTHER CONTRACTUAL SERVICES	$ 9,913.00	$ 16,546.00	$ 16,352.00	$ 15,976.00	$ 22,978.00	$ 19,450.00
585-5211	MEDICAL DIRECTION	$ 16,272.00	$ 16,391.00	$ 16,391.00	$ 17,139.00	$ 17,139.00	$ 17,388.00
CONTRACTUAL SERVICES	**TOTAL**	**$ 30,225.00**	**$ 39,710.00**	**$ 39,516.00**	**$ 35,988.00**	**$ 44,563.00**	**$ 67,312.00**

COMMODITIES							
585-5302	OPERATING EXPENSES	$ 154.00	$ 1,285.00	$ 1,285.00	$ 307.00	$ 614.00	$ 1,500.00
585-5305	EQUIP PURCHASE / MAINTENANCE	$ 2,222.00	$ 16,943.00	$ 16,943.00	$ 15,189.00	$ 16,000.00	$ 11,000.00
585-5306	MOTOR FUEL & LUBRICANTS	$ 5,213.00	$ 4,605.00	$ 4,411.00	$ 2,153.00	$ 2,680.00	$ 4,000.00
585-5317	MEDICAL SUPPLIES	$ 17,609.00	$ 26,044.00	$ 26,044.00	$ 26,474.00	$ 28,838.00	$ 26,150.00
585-5322	VEHICLE MAINTENANCE	$ 2,728.00	$ 2,148.00	$ 2,148.00	$ 28.00	$ 1,110.00	$ 2,500.00
585-5324	UNIFORM ALLOWANCE	$ 3,960.00	$ 4,430.00	$ 2,880.00	$ 3,420.00	$ 3,420.00	$ 4,320.00
COMMODITIES	**TOTAL**	**$ 31,886.00**	**$ 55,455.00**	**$ 53,711.00**	**$ 47,571.00**	**$ 52,662.00**	**$ 49,470.00**

CAPITAL OUTLAY							
585-5521	TRANSFER OUT TO CAPITAL FUND		$ 24,433.00	$ -	$ -	$ -	$ -
CAPITAL OUTLAY	**TOTAL**	**$ -**	**$ 24,433.00**	**$ -**	**$ -**	**$ -**	**$ -**
EMS	**TOTAL**	**$ 466,323.00**	**$ 572,827.00**	**$ 404,130.00**	**$ 339,115.00**	**$ 444,487.00**	**$ 554,137.84**

INTEREST AND SINKING FUND BUDGET

02 DEBT SERVICE - BONDS

		2016-2017 ACTUAL	2017-2018 ACTUAL	2018-2019 ACTUAL	2019-2020 CURRENT	Y-T-D ACTUAL	PROJECTED YEAR END	PROPOSED 2020-2021
FUND BALANCE				$ 4,117.00	$ 197,848.43	$ 197,848.43	$ 197,848.43	$ 361,860.92
LIABILITIES & ASSETS					$ 1,140.51	$ 1,140.51	$ 1,140.51	
PROPERTY TAXES								
400-3140	DEBT SERVICE (INT & SINKING)	$ 694,145.00	$ 1,073,370.00	$ 1,084,241.00	$ 827,492.00	$ 987,018.00	$ 990,000.00	$ 833,601.00
PROPERTY TAXES		**$ 694,145.00**	**$ 1,073,370.00**	**$ 1,084,241.00**	**$ 827,492.00**	**$ 987,018.00**	**$ 990,000.00**	**$ 833,601.00**
FRANCHISE TAXES								
402-3270	EDC $4M DEBT SERVICE	$ 471,019.00	$ 303,222.00	$ 323,040.00	$ 329,210.00	$ 329,210.00	$ 329,210.00	$ 321,669.00
FRANCHISE TAXES		**$ 471,019.00**	**$ 303,222.00**	**$ 323,040.00**	**$ 329,210.00**	**$ 329,210.00**	**$ 329,210.00**	**$ 321,669.00**
MISCELLANEOUS REVENUE								
406-1010	INTEREST EARNED	$ 182.00	$ 1,787.00	$ 1,844.00	$ 2,004.00	$ 1,309.00	$ 1,316.00	$ 700.00
MISCELLANEOUS REVENUE		**$ 182.00**	**$ 1,787.00**	**$ 1,844.00**	**$ 2,004.00**	**$ 1,309.00**	**$ 1,316.00**	**$ 700.00**
TOTAL REVENUES		**$ 1,165,346.00**	**$ 1,378,379.00**	**$ 1,409,125.00**	**$ 1,158,706.00**	**$ 1,317,537.00**	**$ 1,320,526.00**	**$ 1,155,970.00**
TOTAL FUNDS				$ 1,413,242.00	$ 1,356,554.43	$ 1,514,244.92	$ 1,517,233.92	$ 1,517,830.92
CONTRACTUAL SERVICES								
510-5200	BANK FEES	$ -	$ -	$ -	$ 500.00	$ 500.00	$ 500.00	$ 700.00
CONTRACTUAL SERVICES		**$ -**	**$ -**	**$ -**	**$ 500.00**	**$ 500.00**	**$ 500.00**	**$ 700.00**
DEBT SERVICE								
540-5602	PROCESSING FEES	$ 1,275.00	$ 350.00	$ 4,721.75	$ 9,753.00	$ 350.00	$ 350.00	$ 350.00
DEBT SERVICE		**$ 1,275.00**	**$ 350.00**	**$ 4,721.75**	**$ 9,753.00**	**$ 350.00**	**$ 350.00**	**$ 350.00**
DEBT SERVICE								
540-5800	PRINCIPAL BOND - 2007 CofO	$ 485,000.00	$ 500,000.00	$ 525,000.00	$ 550,000.00	$ 550,000.00	$ 550,000.00	$ 570,000.00
540-5801	INTEREST BOND - 2007 CofO	$ 249,426.00	$ 230,385.00	$ 210,353.25	$ 189,230.00	$ 189,049.00	$ 189,049.00	$ 167,221.50
540-5804	LITIGATION EXPENSES	$ 301,108.00	$ 258,281.00	$ 258,281.00	$ 201,136.00	$ 201,136.00	$ 201,136.00	$ 201,136.00
DEBT SERVICE		**$ 1,035,534.00**	**$ 988,666.00**	**$ 993,634.25**	**$ 940,366.00**	**$ 940,185.00**	**$ 940,185.00**	**$ 938,357.50**
DEBT SERVICE								
540-5900	PRINCIPAL BOND - 2015 CofO	$ 90,000.00	$ 260,000.00	$ 90,000.00	$ 90,000.00	$ 90,000.00	$ 90,000.00	$ 95,000.00
540-5901	INTEREST BOND - 2015 CofO	$ 137,713.00	$ 132,288.00	$ 127,038.00	$ 124,338.00	$ 124,338.00	$ 124,338.00	$ 121,562.50
DEBT SERVICE		**$ 227,713.00**	**$ 392,288.00**	**$ 217,038.00**	**$ 214,338.00**	**$ 214,338.00**	**$ 214,338.00**	**$ 216,562.50**
TOTAL EXPENDITURES		**$ 1,264,522.00**	**$ 1,381,304.00**	**$ 1,215,394.00**	**$ 1,164,957.00**	**$ 1,155,373.00**	**$ 1,155,373.00**	**$ 1,155,970.00**
TOTAL FUND BALANCE				$ 197,848.00	$ 191,597.43	$ 358,871.92	$ 361,860.92	$ 361,860.92

CAPITAL REPLACEMENT FUND BUDGET

03 CAPITAL REPLACEMENT

		2016-2017 ACTUAL	2017-2018 ACTUAL	2018-2019 ACTUAL	2019-2020 CURRENT	Y-T-D ACTUAL	PROJECTED YEAR END	PROPOSED 2020-2021
FUND BALANCE				$ 1,070,720.00	$ 663,952.00	$ 663,952.00	$ 663,952.00	$ 745,973.91
LIABILITIES & ASSETS					$ (64,631.15)	$ (64,631.15)	$ (64,631.15)	
MISCELLANEOUS REVENUE								
406-1010	INTEREST	$ 14,534.00	$ 22,286.00	$ 24,464.00	$ 12,677.00	$ 6,163.00	$ 6,165.00	$ 1,800.00
406-1018	PD MISC REVENUES	$ 1,250.00	$ 2,150.00	$ 1,750.00	$ -	$ 1,650.00	$ 1,650.00	
406-1019	FD MISC REVENUES	$ 20,991.00	$ -	$ 161,809.00	$ -	$ (2,252.00)	$ -	
406-1020	EDC MISC REVENUES	$ -	$ -	$ 99,293.00	$ -	$ -		
406-1021	TRANSFERS IN/OUT	$ (429.00)	$ -	$ 7,483.00	$ -	$ -	$ -	$ -
406-1023	ADMIN MISC REVENUES	$ -	$ -	$ 545,588.00	$ 237,271.00	$ 237,271.00	$ 237,271.00	$ -
MISCELLANEOUS REVENUE		**$ 36,346.00**	**$ 24,436.00**	**$ 840,387.00**	**$ 249,948.00**	**$ 242,832.00**	**$ 245,086.00**	**$ 1,800.00**
TOTAL REVENUES		**$ 36,346.00**	**$ 24,436.00**	**$ 840,387.00**	**$ 249,948.00**	**$ 242,832.00**	**$ 245,086.00**	**$ 1,800.00**
TOTAL FUNDS				$ 1,911,107.00	$ 978,531.15	$ 971,415.15	$ 973,669.15	$ 747,773.91
CONTRACTUAL SERVICES								
510-5200	BANK CHARGES	$ -	$ -	$ -	$ 500.00	$ 500.00	$ 500.00	$ 660.00
CONTRACTUAL SERVICES		**$ -**	**$ -**	**$ -**	**$ 500.00**	**$ 500.00**	**$ 500.00**	**$ 660.00**
CAPITAL OUTLAY								
550-5501	FIRE DEPT PURCHASES	$ 21,148.00	$ 33,474.00	$ 68,979.00	$ 2,252.00	$ 4,211.00	$ 4,211.00	$ -
550-5509	EDC PURCHASES	$ 75,740.00	$ 19,099.00	$ 388,868.00	$ 7,880.00	$ 7,805.00	$ 7,805.00	
550-5510	POLICE DEPT PURCHASES	$ -	$ -	$ -	$ 8,640.00	$ -	$ -	
550-5512	ADMINISTRATION PURCHASES	$ 673,162.00	$ 1,661,192.00	$ 206,664.00	$ 687,101.00	$ 1,835.00	$ 34,000.00	$ 150,000.00
550-5514	VEHICLE PURCHASES	$ -	$ -	$ 582,644.00	$ 237,271.00	$ 144,976.00	$ 181,179.24	$ 227,923.56
CAPITAL OUTLAY		**$ 770,050.00**	**$ 1,713,765.00**	**$ 1,247,155.00**	**$ 943,144.00**	**$ 158,827.00**	**$ 227,195.24**	**$ 377,923.56**

550-5512	Disc Golf and Fitness Park Restroom Facitlity - $150,000
550-5514	Current Lease Payments - $157,423
	2 New Police Vehicles Lease Payment and Equipment - $28,500
	Public Works Lift Boom for F450 Chassis - $42,000

TOTAL EXPENDITURES		**$ 770,050.00**	**$ 1,713,765.00**	**$ 1,247,155.00**	**$ 943,644.00**	**$ 159,327.00**	**$ 227,695.24**	**$ 378,583.56**
TOTAL FUND BALANCE				$ 663,952.00	$ 34,887.15	$ 812,088.15	$ 745,973.91	$ 369,190.35

MUNICIPAL COURT SECURITY & TECHNOLOGY FUNDS BUDGETS

06 MUNICIPAL COURT SECURITY

		2016-2017 ACTUAL	2017-2018 ACTUAL	2018-2019 ACTUAL	2019-2020 CURRENT	Y-T-D ACTUAL	PROJECTED YEAR END	PROPOSED 2020-2021
FUND BALANCE				**$ 18,679.65**	**$ 1,724.00**	**$ 1,724.00**	**$ 1,724.00**	**$ 5,668.24**
LIABILITIES & ASSETS					**$ 1,723.76**	**$ 1,723.76**	**$ 1,723.76**	
MISCELLANEOUS REVENUE								
406-1010	INTEREST	$ 20.00	$ 178.00	$ 13.00	$ 14.00	$ 1.00	$ 2.00	$ 15.00
406-1080	DEDICATED REVENUE	$ 6,817.00	$ 12,387.00	$ 7,689.00	$ 8,035.00	$ 8,884.00	$ 9,943.00	$ 9,948.00
MISCELLANEOUS REVENUE		**$ 6,837.00**	**$ 10,494.00**	**$ 7,702.00**	**$ 8,049.00**	**$ 8,885.00**	**$ 9,945.00**	**$ 9,963.00**
TOTAL REVENUES		**$ 6,837.00**	**$ 10,494.00**	**$ 7,702.00**	**$ 8,049.00**	**$ 8,885.00**	**$ 9,945.00**	**$ 9,963.00**
TOTAL FUNDS				**$ 26,381.65**	**$ 8,049.24**	**$ 8,885.24**	**$ 9,945.24**	**$ 15,631.24**
CONTRACTUAL SERVICES								
510-5200	BANK FEES	$ -	$ -	$ -	$ 250.00	$ 250.00	$ 250.00	$ 225.00
CONTRACTUAL SERVICES		**$ -**	**$ -**	**$ -**	**$ 250.00**	**$ 250.00**	**$ 250.00**	**$ 225.00**
CAPITAL OUTLAY								
510-5501	OTHER EXPENDITURES	$ -	$ 540.00	$ -	$ 5,515.00	$ -	$ -	$ -
510-5502	TRANSFER TO GENERAL FUND	$ 4,000.00	$ -	$ 24,657.00	$ -	$ 4,027.00	$ 4,027.00	$ -
CAPITAL OUTLAY		**$ 4,000.00**	**$ 540.00**	**$ 24,657.00**	**$ 5,515.00**	**$ 4,027.00**	**$ 4,027.00**	**$ -**
TOTAL EXPENDITURES		**$ 4,000.00**	**$ 540.00**	**$ 24,657.00**	**$ 5,765.00**	**$ 4,277.00**	**$ 4,277.00**	**$ 225.00**
TOTAL FUND BALANCE				**$ 1,724.65**	**$ 2,284.24**	**$ 4,608.24**	**$ 5,668.24**	**$ 15,406.24**

07 MUNICIPAL CRT TECHNOLOGY

		2016-2017 ACTUAL	2017-2018 ACTUAL	2018-2019 ACTUAL	2019-2020 CURRENT	Y-T-D ACTUAL	PROJECTED YEAR END	PROPOSED 2020-2021
FUND BALANCE				$ -	$ 15,858.48	$ 15,858.48	$ 15,858.48	$ 11,433.48
LIABILITIES & ASSETS					$ -	$ -	$ -	$ -
NON-PROPERTY TAXES								
401-3140	DEDICATED REVENUES	$ 9,095.00	$ 13,767.00	$ 10,716.00	$ 10,716.00	$ 7,305.00	$ 10,266.00	$ 10,275.00
NON-PROPERTY TAXES		**$ 9,095.00**	**$ 13,767.00**	**$ 10,716.00**	**$ 10,716.00**	**$ 7,305.00**	**$ 10,266.00**	**$ 10,275.00**
MISCELLANEOUS REVENUE								
406-1010	INTEREST	$ 4.00	$ 93.00	$ 236.00	$ 237.00	$ 92.00	$ 93.00	$ 150.00
MISCELLANEOUS REVENUE		**$ 4.00**	**$ 93.00**	**$ 236.00**	**$ 237.00**	**$ 92.00**	**$ 93.00**	**$ 150.00**
TOTAL REVENUES		**$ 9,099.00**	**$ 13,860.00**	**$ 10,952.00**	**$ 10,953.00**	**$ 7,397.00**	**$ 10,359.00**	**$ 10,425.00**
TOTAL FUNDS					**$ 26,811.48**	**$ 23,255.48**	**$ 26,217.48**	**$ 21,858.48**
CONTRACTUAL SERVICES								
510-5200	BANK FEES	$ -	$ -	$ -	$ 250.00	$ 250.00	$ 250.00	$ 465.00
CONTRACTUAL SERVICES		**$ -**	**$ -**	**$ -**	**$ 250.00**	**$ 250.00**	**$ 250.00**	**$ 465.00**
CAPITAL OUTLAY								
510-5501	OTHER EXPENDITURES	$6,028.00	$1,200.00	$8,701.00	$14,534.00	$4,489.00	$14,534.00	$6,500.00
CAPITAL OUTLAY		**$6,028.00**	**$1,200.00**	**$8,701.00**	**$14,534.00**	**$4,489.00**	**$14,534.00**	**$6,500.00**
510-5510	Replacement Computers for Court - 3							
TOTAL EXPENDITURES		**$ 6,028.00**	**$ 1,200.00**	**$ 8,701.00**	**$ 14,784.00**	**$ 4,739.00**	**$ 14,784.00**	**$ 6,965.00**
TOTAL FUND BALANCE					**$ 12,027.48**	**$ 18,516.48**	**$ 11,433.48**	**$ 14,893.48**

PEG (PUBLIC ACCESS) FUND BUDGET

Attachment A
Exhibit A

10 PEG

		2016-2017 ACTUAL	2017-2018 ACTUAL	2018-2019 ACTUAL	2019-2020 CURRENT	Y-T-D ACTUAL	PROJECTED YEAR END	PROPOSED 2020-2021
FUND BALANCE				$ 74,257.01	$ 70,832.00	$ 70,832.00	$ 70,832.00	$ 95,736.92
LIABILITIES					$ 5,927.08	$ 5,927.08	$ 5,927.08	
MISCELLANEOUS REVENUE								
406-1000	DEDICATED REVENUES	$ (246.00)	$ 23,193.00	$ 23,579.00	$ 23,579.00	$ 33,015.00	$ 35,000.00	$ 30,000.00
406-1010	INTEREST	$ 152.00	$ 844.00	$ 1,513.00	$ 1,544.00	$ 560.00	$ 562.00	$ 650.00
MISCELLANEOUS REVENUE		**$ (94.00)**	**$ 24,037.00**	**$ 25,092.00**	**$ 25,123.00**	**$ 33,575.00**	**$ 35,562.00**	**$ 30,650.00**
TOTAL REVENUES		**$ (94.00)**	**$ 24,037.00**	**$ 25,092.00**	**$ 25,123.00**	**$ 33,575.00**	**$ 35,562.00**	**$ 30,650.00**
TOTAL FUNDS		**$ -**	**$ -**	**$ 99,349.01**	**$ 90,027.92**	**$ 98,479.92**	**$ 100,466.92**	**$ 126,386.92**
GRANT EXPENSES								
510-5000	PUBLIC ACCESS EXPENDITURES	$ 21,512.00	$ 10,676.00	$ 28,517.01	$ 98,568.00	$ 4,360.00	$ 4,480.00	$ 95,000.00
GRANT EXPENSES		**$ 21,512.00**	**$ 10,676.00**	**$ 28,517.01**	**$ 98,568.00**	**$ 4,360.00**	**$ 4,480.00**	**$ 95,000.00**

510-5000 Upgrade of AV Recording Equipment in Council Chambers
Might be required to pay mthly fee to utilize PEG channel

CONTRACTUAL SERVICES								
510-5200	BANK FEES	$ -	$ -	$ -	$ 250.00	$ 250.00	$ 250.00	$ 200.00
CONTRACTUAL SERVICES		**$ -**	**$ -**	**$ -**	**$ 250.00**	**$ 250.00**	**$ 250.00**	**$ 200.00**
TOTAL EXPENDITURES		**$ 21,512.00**	**$ 10,676.00**	**$ 28,517.01**	**$ 98,818.00**	**$ 4,610.00**	**$ 4,730.00**	**$ 95,200.00**
TOTAL FUND BALANCE		**$ -**	**$ -**	**$ 70,832.00**	**$ (8,790.08)**	**$ 93,869.92**	**$ 95,736.92**	**$ 31,186.92**

POLICE TRAINING & EDUCATION FUND BUDGET

08 POLICE TRAINING

		2016-2017 ACTUAL	2017-2018 ACTUAL	2018-2019 ACTUAL	2019-2020 CURRENT	Y-T-D ACTUAL	PROJECTED YEAR END	PROPOSED 2020-2021
FUND BALANCE				**$ 4,565.65**	**$ 3,490.00**	**$ 3,490.00**	**$ 3,490.00**	**$ 2,253.00**
LIABILITIES & ASSETS					**$ -**	**$ -**	**$ -**	**$ -**
MISCELLANEOUS REVENUE								
406-1010	INTEREST	$ 11.00	$ 53.00	$ 106.00	$ 109.00	$ 22.00	$ 24.00	$ 50.00
406-1015	DEDICATED REVENUE	$ 1,799.00	$ 1,902.00	$ 2,468.00	$ 2,468.00	$ 2,354.00	$ 2,354.00	$ 2,400.00
TOTAL MISCELLANEOUS REVENUE		**$ 1,810.00**	**$ 1,955.00**	**$ 2,574.00**	**$ 2,577.00**	**$ 2,376.00**	**$ 2,378.00**	**$ 2,450.00**
TOTAL REVENUES		**$ 1,810.00**	**$ 1,955.00**	**$ 2,574.00**	**$ 2,577.00**	**$ 2,376.00**	**$ 2,378.00**	**$ 2,450.00**
TOTAL FUNDS					**$ 6,067.00**	**$ 5,866.00**	**$ 5,868.00**	**$ 4,703.00**
PERSONNEL								
510-5101	TRAINING	$ 1,949.00	$ (265.00)	$ 3,650.00	$ 5,570.00	$ 2,730.00	$ 3,365.00	$ 4,238.00
TOTAL PERSONNEL		**$ 1,949.00**	**$ (265.00)**	**$ 3,650.00**	**$ 5,570.00**	**$ 2,730.00**	**$ 3,365.00**	**$ 4,238.00**
CONTRACTUAL SERVICES								
510-5200	BANK FEES	$ -	$ -	$ -	$ 250.00	$ 250.00	$ 250.00	$ 465.00
TOTAL CONTRACTUAL SERVICES		**$ -**	**$ -**	**$ -**	**$ 250.00**	**$ 250.00**	**$ 250.00**	**$ 465.00**
TOTAL EXPENDITURES		**$ 1,949.00**	**$ (265.00)**	**$ 3,650.00**	**$ 5,820.00**	**$ 2,980.00**	**$ 3,615.00**	**$ 4,703.00**
TOTAL FUND BALANCE					**$ 247.00**	**$ 2,886.00**	**$ 2,253.00**	**$ -**

SCHOOL SAFETY FUND BUDGET

09 SCHOOL SAFETY

		2016-2017 ACTUAL	2017-2018 ACTUAL	2018-2019 ACTUAL	2019-2020 CURRENT	Y-T-D ACTUAL	PROJECTED YEAR END	PROPOSED 2020-2021
FUND BALANCE		**$ -**	**$ -**	**$ 25,213.36**	**$ 32,444.11**	**$ 32,444.11**	**$ 32,444.11**	**$ 21,555.63**
LIABILITIES & ASSETS					**$ 2,699.48**	**$ 2,699.48**	**$ 2,699.48**	
MISCELLANEOUS REVENUE								
406-1000	DEDICATED REVENUES	$ 13,184.00	$ 39,611.00	$ 18,062.00	$ 18,062.00	$ 18,310.00	$ 19,000.00	$ 18,300.00
406-1010	INTEREST	$ 127.00	$ 288.00	$ 605.00	$ 601.00	$ 160.00	$ 161.00	$ 250.00
MISCELLANEOUS REVENUE		**$ 13,311.00**	**$ 39,899.00**	**$ 18,667.00**	**$ 18,663.00**	**$ 18,470.00**	**$ 19,161.00**	**$ 18,550.00**
TOTAL REVENUES		**$ 13,311.00**	**$ 39,899.00**	**$ 18,667.00**	**$ 18,663.00**	**$ 18,470.00**	**$ 19,161.00**	**$ 18,550.00**
TOTAL FUNDS		**$ 13,311.00**	**$ 39,899.00**	**$ 43,880.36**	**$ 48,407.63**	**$ 48,214.63**	**$ 48,905.63**	**$ 40,105.63**
PERSONNEL								
510-5102	OTHER EXPENDITURES	$ -	$ 7,325.00	$ 5,819.00	$ 23,532.00	$ 26,445.00	$ 27,100.00	$ 21,000.00
TOTAL PERSONNEL		**$ -**	**$ 7,325.00**	**$ 5,819.00**	**$ 23,532.00**	**$ 26,445.00**	**$ 27,100.00**	**$ 21,000.00**

510-5102	School Safety Lights	$16,000
	Educational Material for Schools	$5,000

CONTRACTUAL SERVICES								
510-5200	BANK CHARGES	$ -	$ -	$ -	$ 250.00	$ 250.00	$ 250.00	$ 653.00
CONTRACTUAL SERVICES		**$ -**	**$ -**	**$ -**	**$ 250.00**	**$ 250.00**	**$ 250.00**	**$ 653.00**
TOTAL EXPENDITURES		**$ -**	**$ 7,325.00**	**$ 5,819.00**	**$ 23,782.00**	**$ 26,695.00**	**$ 27,350.00**	**$ 21,653.00**
TOTAL FUND BALANCE		**$ 13,311.00**	**$ 32,574.00**	**$ 38,061.36**	**$ 24,625.63**	**$ 21,519.63**	**$ 21,555.63**	**$ 18,452.63**

POLICE DEPARTMENT FORFEITURE (STATE) FUND BUDGET

11 FORFEITURE STATE

		2016-2017 ACTUAL	2017-2018 ACTUAL	2018-2019 ACTUAL	2019-2020 CURRENT	Y-T-D ACTUAL	PROJECTED YEAR END	PROPOSED 2020-2021
FUND BALANCE				**$ 9,607.73**	**$ 9,408.00**	**$ 9,408.00**	**$ 9,408.00**	**$ 10,430.24**
MISCELLANEOUS REVENUE								
406-1000	DEDICATED REVENUES	$ 9,122.00	$ 2,270.00	$ 3,400.00	$ -	$ 1,397.00	$ 1,397.00	
MISCELLANEOUS REVENUE		**$ 9,122.00**	**$ 2,270.00**	**$ 3,400.00**	**$ -**	**$ 1,397.00**	**$ 1,397.00**	**$ -**
TOTAL REVENUES		**$ 9,122.00**	**$ 2,270.00**	**$ 3,400.00**	**$ -**	**$ 1,397.00**	**$ 1,397.00**	**$ -**
TOTAL FUNDS					**$ 9,118.24**	**$ 10,515.24**	**$ 10,515.24**	**$ 10,430.24**
GRANT EXPENSES								
510-5000	STATE FORFEITURE EXPENSES	$ -	$ 1,700.00	$ 3,600.00	$ 9,238.00	$ -		$ -
GRANT EXPENSES		**$ -**	**$ 1,700.00**	**$ 3,600.00**	**$ 9,238.00**	**$ -**	**$ -**	**$ -**
CONTRACTUAL SERVICES								
510-5200	BANK FEES	$ 85.00	$ -	$ -	$ 85.00	$ 85.00	$ 85.00	$ 460.00
CONTRACTUAL SERVICES		**$ 85.00**	**$ -**	**$ -**	**$ 85.00**	**$ 85.00**	**$ 85.00**	**$ 460.00**
ADMINISTRATION		**$ 85.00**	**$ 1,700.00**	**$ 3,600.00**	**$ 9,323.00**	**$ 85.00**	**$ 85.00**	**$ 460.00**
TOTAL EXPENDITURES		**$ 85.00**	**$ 1,700.00**	**$ 3,600.00**	**$ 9,323.00**	**$ 85.00**	**$ 85.00**	**$ 460.00**
TOTAL FUND BALANCE					**$ (204.76)**	**$ 10,430.24**	**$ 10,430.24**	**$ 9,970.24**

STREET MAINTENANCE FUND BUDGET

14 STREET MAINTENANCE

		2016-2017 ACTUAL	2017-2018 ACTUAL	2018-2019 ACTUAL	2019-2020 CURRENT	Y-T-D ACTUAL	PROJECTED YEAR END	PROPOSED 2020-2021
FUND BALANCE		**0**	**0**	**$ 527,661.89**	**$ 439,727.48**	**$ 439,727.48**	**$ 439,727.48**	**$ 732,467.39**
LIABILITIES & ASSETS					**$ 102,267.09**	**$ 102,267.09**	**$ 102,267.09**	**$ -**
MISCELLANEOUS REVENUE								
406-1000	DEDICATED REVENUES	$ 427,439.00	$ 619,340.00	$ 755,407.00	$ 736,077.00	$ 656,075.00	$ 736,077.00	$ 736,000.00
406-1010	INTEREST	$ 850.00	$ 8,206.00	$ 7,787.00	$ 7,306.00	$ 5,973.00	$ 6,270.00	$ 6,000.00
MISCELLANEOUS REVENUE		**$ 428,289.00**	**$ 627,546.00**	**$ 763,194.00**	**$ 743,383.00**	**$ 662,048.00**	**$ 742,347.00**	**$ 742,000.00**
TOTAL REVENUES		**$ 428,289.00**	**$ 627,546.00**	**$ 763,194.00**	**$ 743,383.00**	**$ 662,048.00**	**$ 742,347.00**	**$ 742,000.00**
TOTAL FUNDS		**$ -**	**$ -**	**$ 1,290,855.89**	**$ 1,080,843.39**	**$ 999,508.39**	**$ 1,079,807.39**	**$ 1,474,467.39**
CONTRACTUAL SERVICES								
510-5200	BANK FEES	$ -	$ -	$ -	$ 250.00	$ 250.00	$ 250.00	$ 660.00
CONTRACTUAL SERVICES		$ -	$ -	$ -	$ 250.00	$ 250.00	$ 250.00	$ 660.00
COMMODITIES								
510-5300	EXPENDITURES	$ 237,729.00	$ 466,579.00	$ 851,128.00	$ 1,441,183.00	$ 347,090.00	$ 347,090.00	$ 800,000.00
COMMODITIES		**$ 237,729.00**	**$ 466,579.00**	**$ 851,128.00**	**$ 1,441,183.00**	**$ 347,090.00**	**$ 347,090.00**	**$ 800,000.00**
TOTAL EXPENDITURES		$ 237,729.00	$ 466,579.00	$ 851,128.00	$ 1,441,433.00	$ 347,340.00	$ 347,340.00	$ 800,660.00
TOTAL FUND BALANCE		**$ -**	**$ -**	**$ 439,727.89**	**$ (360,589.61)**	**$ 652,168.39**	**$ 732,467.39**	**$ 673,807.39**

HOTEL OCCUPANCY TAX (HOT) FUND BUDGET

15 HOT TAX

		2016-2017 ACTUAL	2017-2018 ACTUAL	2018-2019 ACTUAL	2019-2020 CURRENT	Y-T-D ACTUAL	PROJECTED YEAR END	PROPOSED 2020-2021
FUND BALANCE				**$ 3,325.76**	**$ 21,661.76**	**$ 21,661.76**	**$ 21,661.76**	**$ 41,438.24**
LIABILITIES & ASSETS					**$ 7,642.52**	**$ 7,642.52**	**$ 7,642.52**	**$ -**
MISCELLANEOUS REVENUE								
406-1000	DEDICATED REVENUES	$ -	$ 2,008.00	$ 14,520.00	$ 14,520.00	$ 27,106.00	$ 27,500.00	$ 25,000.00
406-1010	INTEREST	$ -	$ 12.00	$ 119.00	$ 111.00	$ 178.00	$ 180.00	$ 100.00
MISCELLANEOUS REVENUE		**$ -**	**$ 2,020.00**	**$ 14,639.00**	**$ 14,631.00**	**$ 27,284.00**	**$ 27,680.00**	**$ 25,100.00**
TOTAL REVENUES		**$ -**	**$ 2,020.00**	**$ 14,639.00**	**$ 14,631.00**	**$ 27,284.00**	**$ 27,680.00**	**$ 25,100.00**
TOTAL FUNDS				**$ 17,964.76**	**$ 28,650.24**	**$ 41,303.24**	**$ 41,699.24**	**$ 66,538.24**
CONTRACTUAL SERVICES								
510-5200	BANK FEES	$ -	$ -	$ 261.00	$ 261.00	$ 261.00	$ 261.00	$ 430.00
CONTRACTUAL SERVICES		**$ -**	**$ -**	**$ 261.00**	**$ 261.00**	**$ 261.00**	**$ 261.00**	**$ 430.00**
COMMODITIES								
510-5300	EXPENDITURES	$ -	$ -	$ 3,684.00	$ 28,382.00	$ -	$ -	$ -
COMMODITIES		**$ -**	**$ -**	**$ 3,684.00**	**$ 28,382.00**	**$ -**	**$ -**	**$ -**
TOTAL EXPENDITURES		$ -	$ -	$ 3,945.00	$ 28,643.00	$ 261.00	$ 261.00	$ 430.00
TOTAL FUND BALANCE				**$ 14,019.76**	**$ 7.24**	**$ 41,042.24**	**$ 41,438.24**	**$ 66,108.24**

17 MUNICIPAL JURY FUND

		2016-2017 ACTUAL	2017-2018 ACTUAL	2018-2019 ACTUAL	2019-2020 CURRENT	Y-T-D ACTUAL	PROJECTED YEAR END	PROPOSED 2020-2021
FUND BALANCE		**$ -**	**$ -**	**$ -**	**$ -**	**$ -**	**$ -**	**$ (160.00)**
LIABILITIES & ASSETS					**$ -**	**$ -**	**$ -**	**$ -**
NON-PROPERTY TAXES								
401-3140	DEDICATED REVENUES	$ -	$ -	$ -	$ -	$ 90.00	$ 144.00	$ 192.00
NON-PROPERTY TAXES		**$ -**	**$ -**	**$ -**	**$ -**	**$ 90.00**	**$ 144.00**	**$ 192.00**
MISCELLANEOUS REVENUE								
406-1010	INTEREST	$ -	$ -	$ -	$ -	$ -	$ -	$ 20.00
MISCELLANEOUS REVENUE		**$ -**	**$ -**	**$ -**	**$ -**	**$ -**	**$ -**	**$ 20.00**
TOTAL REVENUES		**$ -**	**$ -**	**$ -**	**$ -**	**$ 90.00**	**$ 144.00**	**$ 212.00**
TOTAL FUNDS		**$ -**	**$ -**	**$ -**	**$ -**	**$ 90.00**	**$ 144.00**	**$ 52.00**
CONTRACTUAL SERVICES								
510-5200	BANK FEES	$ -	$ -	$ -	$ -	$ 204.00	$ 304.00	$ 100.00
CONTRACTUAL SERVICES		**$ -**	**$ -**	**$ -**	**$ -**	**$ 204.00**	**$ 304.00**	**$ 100.00**
CAPITAL OUTLAY								
510-5501	OTHER EXPENDITURES	$ -	$ -	$ -	$ -	$ -	$ -	$ -
CAPITAL OUTLAY		**$ -**	**$ -**	**$ -**	**$ -**	**$ -**	**$ -**	**$ -**
TOTAL EXPENDITURES		**$ -**	**$ -**	**$ -**	**$ -**	**$ 204.00**	**$ 304.00**	**$ 100.00**
TOTAL FUND BALANCE		**$ -**	**$ -**	**$ -**	**$ -**	**$ (114.00)**	**$ (160.00)**	**$ (48.00)**

16-LOC TRUANCY & PREVENTION

		2016-2017 ACTUAL	2017-2018 ACTUAL	2018-2019 ACTUAL	2019-2020 CURRENT	Y-T-D ACTUAL	PROJECTED YEAR END	PROPOSED 2020-2021
FUND BALANCE				$ -	$ -	$ -	$ -	$ 5,831.04
LIABILITIES & ASSETS					$ -	$ -	$ -	$ -
NON-PROPERTY TAXES								
401-3140	DEDICATED REVENUES	$ -	$ -	$ -	$ -	$ 4,296.00	$ 6,000.00	$ 7,584.00
NON-PROPERTY TAXES		$ -	$ -	$ -	$ -	$ 4,296.00	$ 6,000.00	$ 7,584.00
MISCELLANEOUS REVENUE								
406-1010	INTEREST	$ -	$ -	$ -	$ -	$ 0.01	$ 0.04	$ 20.00
MISCELLANEOUS REVENUE		**$ -**	**$ -**	**$ -**	**$ -**	**$ 0.01**	**$ 0.04**	**$ 20.00**
TOTAL REVENUES		**$ -**	**$ -**	**$ -**	**$ -**	**$ 4,296.01**	**$ 6,000.04**	**$ 7,604.00**
TOTAL FUNDS					**$ -**	**$ 4,296.01**	**$ 6,000.04**	**$ 13,435.04**
CONTRACTUAL SERVICES								
510-5200	BANK FEES	$ -	$ -	$ -	$ -	$ 169.00	$ 169.00	$ 200.00
CONTRACTUAL SERVICES		**$ -**	**$ -**	**$ -**	**$ -**	**$ 169.00**	**$ 169.00**	**$ 200.00**
CAPITAL OUTLAY								
510-5501	OTHER EXPENDITURES	$ -	$ -	$ -	$ -	$ -	$ -	$ -
CAPITAL OUTLAY		**$ -**	**$ -**	**$ -**	**$ -**	**$ -**	**$ -**	**$ -**
TOTAL EXPENDITURES		**$ -**	**$ -**	**$ -**	**$ -**	**$ 169.00**	**$ 169.00**	**$ 200.00**
TOTAL FUND BALANCE					**$ -**	**$ 4,127.01**	**$ 5,831.04**	**$ 13,235.04**

Attachment A
Exhibit A

18 COH TREE MITIGATION

		2016-2017 ACTUAL	2017-2018 ACTUAL	2018-2019 ACTUAL	2019-2020 CURRENT	Y-T-D ACTUAL	PROJECTED YEAR END	PROPOSED 2020-2021
Fund Balance		**$ -**	**$ -**	**$ -**	**$ -**	**$ -**	**$ -**	**$ 86,586.75**
NON-PROPERTY TAXES								
401-3140	DEDICATED REVENUES	$ -	$ -	$ -	$ -	$ 86,586.75	$ 86,586.75	$ 10,000.00
NON-PROPERTY TAXES		**$ -**	**$ -**	**$ -**	**$ -**	**$ 86,586.75**	**$ 86,586.75**	**$ 10,000.00**
MISCELLANEOUS REVENUE								
406-1010	INTEREST	$ -	$ -	$ -	$ -	$ -	$ -	$ 20.00
MISCELLANEOUS REVENUE		**$ -**	**$ -**	**$ -**	**$ -**	**$ -**	**$ -**	**$ 20.00**
TOTAL REVENUES		**$ -**	**$ -**	**$ -**	**$ -**	**$ 86,586.75**	**$ 86,586.75**	**$ 10,020.00**
TOTAL FUNDS		**$ -**	**$ -**	**$ -**	**$ -**	**$ 86,586.75**	**$ 86,586.75**	**$ 96,606.75**
CONTRACTUAL SERVICES								
510-5200	BANK FEES	$ -	$ -	$ -	$ -			$ 200.00
CONTRACTUAL SERVICES		**$ -**	**$ -**	**$ -**	**$ -**	**$ -**	**$ -**	**$ 200.00**
CAPITAL OUTLAY								
510-5501	OTHER EXPENDITURES	$ -	$ -	$ -	$ -	$ -	$ -	
CAPITAL OUTLAY		**$ -**	**$ -**	**$ -**	**$ -**	**$ -**	**$ -**	**$ -**
TOTAL EXPENDITURES		**$ -**	**$ -**	**$ -**	**$ -**	**$ -**	**$ -**	**$ 200.00**
FUND BALANCE		**$ -**	**$ -**	**$ -**	**$ -**	**$ 86,586.75**	**$ 86,586.75**	**$ 96,406.75**

CITY COUNCIL
AGENDA ITEM REQUEST FORM

MEETING DATE: September 24, 2020

AGENDA PLACEMENT:

- ☐ **PUBLIC HEARING**
- ☐ **RECOGNITION**
- ☐ **UNFINISHED BUSINESS**
- ☐ **CONSENT**
- ☒ **INDIVIDUAL**
- ☐ **CLOSED**

CAPTION:

Discussion of and action on an Ordinance of the City Council of the City of Helotes, Texas ratifying the adoption of the Fiscal Year Ending (FYE) 2021 Municipal Budget raising more revenue from ad valorem (property) taxes due to increased property valuations and the addition of real property to the tax roll than in the FYE 2020 Municipal Budget. (Staff)

EXECUTIVE SUMMARY:

The proposed property tax rate for Tax Year 2020 is $0.346524 per $100 valuation, a decrease from last year's property tax rate of $0.350000. Even though there is a property tax rate reduction for Tax Year 2020, the City will still raise more property tax revenue than in Tax Year 2019 due to increased property valuations by the Bexar County Tax Assessor's Office and the addition of completed homes and commercial projects to the City of Helotes certified tax roll.

A budget that will raise more revenue from property taxes than in the previous year requires a separate vote of the governing body to ratify the property tax increase as prescribed by Texas Local Government Code Chapter 102 *Municipal Budget*, Section 102.007(c).

ATTACHMENTS:

Attachment A – Ordinance

PREPARED BY:

DATE SUBMITTED: September 8, 2020

ORDINANCE NO. 20-_____

AN ORDINANCE OF THE CITY COUNCIL OF THE CITY OF HELOTES, TEXAS RATIFYING THE ADOPTION OF THE FISCAL YEAR (FY) 2020 – 2021 MUNICIPAL BUDGET(S) RAISING MORE REVENUE FROM AD VALOREM (PROPERTY) TAXES DUE TO INCREASED PROPERTY VALUATIONS AND THE ADDITION OF REAL PROPERTY TO THE TAX ROLL THAN IN THE FY 2019 – 2020 MUNICIPAL BUDGET(S); AUTHORIZING THE CITY ADMINISTRATOR TO TAKE ALL NECESSARY STEPS TO IMPLEMENT THE PROVISIONS OF THIS ORDINANCE; INCORPORATING RECITALS; PROVIDING FOR SEVERABILITY; REPEALING ANY OTHER CODE PROVISIONS, ORDINANCES, OR PARTS OF ORDINANCES, AND OTHER PROVISIONS IN CONFLICT HEREWITH; AND SETTING AN EFFECTIVE DATE.

WHEREAS, the City Council of the City of Helotes, Texas has, on the same date and prior to its consideration and adoption of this Ordinance, adopted the Budget(s) of the City of Helotes for FY 2020 – 2021; and

WHEREAS, the FY 2020 – 2021 Budget(s) will raise more revenue from ad valorem (property) taxes due to increased property valuations and the addition of real property to the tax roll than in the FY 2019 – 2020 Municipal Budget(s); and

WHEREAS, Section 102.007(c) of the Texas Local Government Code provides that the adoption of a budget that will require raising more revenue from property taxes than in the previous year requires a separate vote of the governing body to ratify the property tax revenue increase reflected in the budget, and that such vote is in addition to and separate from the vote to set the tax rate required by Chapter 26, Tax Code, or other law; and

WHEREAS, in order to comply with the provisions of Section 102.007(c) of the Texas Local Government Code, it is necessary for the City Council to take the actions accomplished and evidenced by this Ordinance.

NOW, THEREFORE, BE IT ORDAINED BY THE CITY COUNCIL OF THE CITY OF HELOTES, TEXAS THAT:

SECTION ONE. In accordance with the requirements of Section 102.007(c) of the Texas Local Government Code, the adoption of the FY 2020 – 2021 Budget(s), which will require raising more revenue from property taxes due to increased property valuations and the addition of real property to the tax roll than in the FY 2019 – 2020 Budget(s), is hereby ratified by the City Council in all things, thereby ratifying the property tax revenues reflected in the FY 2020 – 2021 Budget(s).

SECTION TWO. The City Council hereby authorizes the City Administrator to take all necessary steps to implement the provisions of this Ordinance.

DRAFT

SECTION THREE. The City Council finds all of the above recitals to be true and correct and incorporates the same in this Ordinance as findings of fact.

SECTION FOUR. If any section, subsection, sentence, clause, or phrase of this Ordinance is for any reason held to be unconstitutional or illegal, such decision shall not affect the validity of the remaining sections of this Ordinance. The City Council hereby declares that it would have passed this Ordinance, and each section, subsection, clause, or phrase thereof, irrespective of the fact that any one or more sections, subsections, sentences, clauses, or phrases be declared void.

SECTION FIVE. All Code provisions, ordinances, and other provisions in conflict with the provisions of this Ordinance are hereby repealed.

SECTION SIX. This Ordinance shall become effective immediately after passage.

PASSED AND APPROVED this 24th day of September, 2020.

APPROVED:

_____

Thomas A. Schoolcraft, Mayor

ATTEST:

_____

Celina Perez, City Secretary

DRAFT

CITY COUNCIL
AGENDA ITEM REQUEST FORM

MEETING DATE: September 24, 2020

AGENDA PLACEMENT:

- ☐ **PUBLIC HEARING**
- ☐ **RECOGNITION**
- ☐ **UNFINISHED BUSINESS**
- ☐ **CONSENT**
- ☒ **INDIVIDUAL**
- ☐ **CLOSED**

CAPTION:

Discussion of and action on an Ordinance of the City Council of the City of Helotes, Texas levying an ad valorem (property) tax rate for the Tax Year 2020 in the amount of $0.346524 per $100 valuation and directing the Bexar County Tax Assessor-Collector to assess, account for, and distribute the ad valorem (property) taxes as herein levied:

a. Adopt the ad valorem (property) tax rate for the Maintenance and Operations expenditures of the City of Helotes at $0.272646 per $100 valuation for the Tax Year beginning January 1, 2020 and ending December 31, 2020; and

b. Adopt the ad valorem (property) tax rate for the principal and interest payable on the Interest and Sinking (debt service) expenditures of the City of Helotes at $0.073878 per $100 valuation for the Tax Year beginning January 1, 2020 and ending December 31, 2020. (Staff)

EXECUTIVE SUMMARY:

The proposed property tax rate for Tax Year 2020 decreased to $0.346524 per $100 valuation. The proposed property tax rate does not exceed the no-new revenue rate of $0.351488 per $100 or the voter-approval rate of $0.346525 per $100. As a result, the City did not need to hold a public hearing.

The public notice containing the proposed tax rate and the place of the meeting at which the vote on the tax rate would occur was published in the Helotes Highlights Newspaper, posted on the City website, and displayed on the Official Bulletin Board located outside City Hall.

Council must adopt the proposed property tax rate no later than September 29, 2020. Pursuant to Tax Code, Chapter 26 *Assessment*, Section 26.05(2)(b), the vote on setting the tax rate must be separate from the vote adopting the budget. The adopted tax rate must be set by ordinance, resolution, or order.

MOTION:

A recorded vote by the governing body is not necessary since the proposed tax rate does not exceed the no-new revenue rate.

Council must separately approve the maintenance and operations component and the debt service component of the tax rate as prescribed by Texas Local Government Code Chapter 102 *Municipal Budget*, Section 26.05(a).

ATTACHMENTS:

Attachment A – Ordinance

PREPARED BY: City Staff

DATE SUBMITTED: September 16, 2020

ORDINANCE NO. 20-_____

AN ORDINANCE OF THE CITY COUNCIL OF THE CITY OF HELOTES, TEXAS LEVYING AN AD VALOREM (PROPERTY) TAX RATE FOR THE TAX YEAR 2020 IN THE AMOUNT OF $0.346524 PER ONE HUNDRED DOLLARS ($100) VALUATION AND DIRECTING THE BEXAR COUNTY TAX ASSESSOR-COLLECTOR TO ASSESS, ACCOUNT FOR, AND DISTRIBUTE THE AD VALOREM (PROPERTY) TAXES AS HEREIN LEVIED; AUTHORIZING THE CITY ADMINISTRATOR TO TAKE ALL NECESSARY STEPS TO IMPLEMENT THE PROVISIONS OF THIS ORDINANCE; INCORPORATING RECITALS; PROVIDING FOR SEVERABILITY; REPEALING ANY OTHER CODE PROVISIONS, ORDINANCES, OR PARTS OF ORDINANCES, AND OTHER PROVISIONS IN CONFLICT HEREWITH; AND SETTING AN EFFECTIVE DATE.

WHEREAS, Section 26.05(a) of the Tax Code requires taxing authorities to adopt an ad valorem (property) tax rate by September 30th of each year or within sixty (60) days after receipt of the certified appraisal roll; and

WHEREAS, Section 26.05(b)(1) of the Tax Code requires that taxing authorities include the following statement when the ordinance that sets the tax rate, if applied to the total taxable value, will impose an amount of taxes to fund maintenance and operation expenditures of the taxing unit that exceeds the amount of taxes imposed for that purpose in the preceding year:

THIS TAX RATE WILL RAISE MORE TAXES FOR MAINTENANCE AND OPERATIONS THAN LAST YEAR'S TAX RATE.

WHEREAS, pursuant to Tax Code Section 26.061, a notice of meeting to vote on the tax rate was published in the Helotes Highlights Newspaper on August 31, 2020; and

WHEREAS, Section 26.05(a) of the Tax Code requires the total ad valorem (property) tax rate be approved in the following two components:

(1) Maintenance and Operations; and
(2) Debt Service.

NOW, THEREFORE, BE IT ORDAINED BY THE CITY COUNCIL OF THE CITY OF HELOTES, TEXAS THAT:

SECTION ONE. The ad valorem (property) tax rate per $100.00 valuation for the City of Helotes for Tax Year 2020 is adopted as follows:

Maintenance and Operations	$0.272646
Interest and Sinking (Debt Service)	$0.073878
Total Tax Rate	$0.346524

DRAFT

SECTION TWO. The City Council hereby authorizes the City Administrator to take all necessary steps to implement the provisions of this Ordinance.

SECTION THREE. The City Council finds all of the above recitals to be true and correct and incorporates the same in this Ordinance as findings of fact.

SECTION FOUR. If any section, subsection, sentence, clause, or phrase of this Ordinance is for any reason held to be unconstitutional or illegal, such decision shall not affect the validity of the remaining sections of this Ordinance. The City Council hereby declares that it would have passed this Ordinance, and each section, subsection, clause, or phrase thereof, irrespective of the fact that any one or more sections, subsections, sentences, clauses, or phrases be declared void.

SECTION FIVE. All Code provisions, ordinances, and other provisions in conflict with the provisions of this Ordinance are hereby repealed.

SECTION SIX. This Ordinance shall become effective on October 1, 2020.

PASSED AND APPROVED this 24th day of September, 2020

APPROVED:

_____

Thomas A. Schoolcraft, Mayor

ATTEST:

_____

Celina Perez, City Secretary

DRAFT

CITY COUNCIL
AGENDA ITEM REQUEST FORM

MEETING DATE: September 24, 2020

AGENDA PLACEMENT:

- ☐ **PUBLIC HEARING**
- ☐ **RECOGNITION**
- ☐ **UNFINISHED BUSINESS**
- ☐ **CONSENT**
- ☒ **INDIVIDUAL**
- ☐ **CLOSED**

CAPTION:

Discussion of and action on an Ordinance of the City Council of the City of Helotes, Texas approving the Municipal Fee Schedule for Fiscal Year Ending (FYE) 2021. (Staff)

EXECUTIVE SUMMARY:

Due to the economy, few changes that were made to the fee schedule to reflect new services or required updates. The fee schedule will be effective for the period of October 1, 2020 through September 30, 2021.

ATTACHMENTS:

Attachment A – Ordinance and Municipal Fee Schedule

PREPARED BY: City Staff

DATE SUBMITTED: September 16, 2020

ORDINANCE NO. 20-_____

AN ORDINANCE OF THE CITY COUNCIL OF THE CITY OF HELOTES, TEXAS ESTABLISHING FEES, COSTS, AND FINES CHARGED BY THE CITY OF HELOTES FOR FISCAL YEAR ENDING (FYE) 2021; ADOPTING PENALTY RATES ESTABLISHED BY THE STATE OF TEXAS; ADOPTING SAVINGS, REPEALER, AND PENALTY CLAUSES; AND ADOPTING AN EFFECTIVE DATE.

WHEREAS, the City Council of the City of Helotes, Texas (the "City") finds that the fees, costs, and fines charged by the City should be organized, consolidated, and amended.

NOW, THEREFORE, BE IT ORDAINED BY THE CITY COUNCIL OF THE CITY OF HELOTES, TEXAS THAT:

Section One. Establishment of Fees. The fees, costs, and fines to be charged by the City of Helotes are hereby adopted, as set forth in Exhibits A and B, attached hereto, and titled Helotes Municipal Fee Schedule and Court Fees and Fines, respectively. Any such prior fees, costs, and fines established by ordinance or resolution in the City of Helotes, which are in conflict with Exhibits A or B, are hereby revoked, and the fees, costs, and fines set forth herein shall be enforced.

Section Two. Repealer. All ordinances or parts of ordinances in conflict herewith are hereby repealed to the extent of such conflict.

Section Three. Severability. If any section, subsection, sentence, clause, or phrase of this Ordinance is for any reason held to be unconstitutional or illegal, such decision shall not affect the validity of the remaining sections of this Ordinance. The City Council hereby declares that it would have passed this Ordinance, and each section, subsection, clause, or phrase thereof, irrespective of the fact that any one or more sections, subsections, sentences, clauses, or phrases be declared void.

Section Four. Penalty. Any person, firm, company, partnership, corporation, or association violating any provision of this Ordinance shall be deemed guilty of a misdemeanor and, upon conviction thereof, shall be fined an amount of not more than five hundred dollars ($500.00) for each such violation, and each and every day that the provisions of this Ordinance are violated shall constitute a separate and distinct offense.

Section Five. Effective Date. This Ordinance shall be effective following its publication in the San Antonio Express News. Thereafter, the rules contained therein will apply on October 1, 2020 within the City of Helotes.

DRAFT

PASSED AND APPROVED by the City Council of the City of Helotes, Texas on the 24th day of September, 2020.

APPROVED:

_____
Thomas A. Schoolcraft, Mayor

ATTEST:

_____
Celina Perez, City Secretary

Published: September _____, 2020 San Antonio Express News

DRAFT

FYE 2021 MUNICIPAL FEE SCHEDULE

EXHIBIT A.				
CITY OF HELOTES FEE SCHEDULE (ALL FEES NONREFUNDABLE UNLESS EXPLICITLY STATED HEREIN)				
A.	**ADMINISTRATIVE FEES**			
a.	Duplication, including incident, fire, and other misc. reports:			
		*Copies and/or printouts, up to 8-1/2 x 14	$ 0.10	pg.
		*Copies and/or printouts, up to 8-1/2 x 14, color	$ 0.25	pg.
		*Personnel (Labor)	$ 15.00	hr. (after 1st hr.)
		*Diskettes/CD's	$ 1.00	ea.
		*Envelopes (small)	$ 0.50	ea.
		*Envelopes (large)	$ 1.00	ea.
		*Postage	Actual Cost	ls
		*Oversize paper copy (11'x17")	$ 0.50	pg.
		*Oversize paper copy, (11'x17"), color	$ 0.75	pg.
		*VHS video cassette	$ 2.50	ea.
		*Audio cassette	$ 1.00	ea.
		*DVD	$ 3.00	ea.
	Duplication charges not listed shall be charged pursuant to Texas Administrative Code Title 1, Part 3, Chapter 70, Rule 70.3.			
b.	Certification of City Record		$ 6.00	ea.
c.	*Police Accident Report	As per Texas Transportation Code Chapter 550, Section 550.065(d)	$ 6.00	ea.
d.	*Certification of Police Accident Report	As per Texas Transportation Code Chapter 550, Section 550.065(d)	$ 2.00	ea.
e.	*EMS Report	As per Texas Administrative Code Title 22, Part 9, Chapter 165, Rule 165.2	$ 6.00	ea.
f.	*Certification of EMS Report	As per Texas Administrative Code Title 22, Part 9, Chapter 165, Rule 165.2	$ 10.00	ea.
g.	*Notary Service, acknowledgement	For Notarial Acts not listed, as per Texas Government Code, Section 406.024.	$ 6.00	ea.
h.	*NSF Check Charge	As per Business and Commerce Code, Section 3.506.	$ 30.00	ea.
i.	*City Maps	As per Texas Local Government Code Section 41.001 (S.B. 1303)	No Charge	
j.	Postage		Actual Cost	ls
k.	Use of City Facilities for Meetings (during business hours)		No Charge	ls
l.	Use of City Facilities for Meetings (after hours)		$ 45.90	hr.
m.	Violation of Chapter 58, Article II, Division I (False Alarms)			
		Three (3) or more false alarms during the year.	$ 50.00	ea.
		Five (5) or more false alarms during the year.	$ 75.00	ea.
		Eight (8) or more false alarms during the year.	$ 100.00	ea.
n.	Use of City Barricades, Signs, and/or Traffic Handling Equip.		$ 0.80	ea. + hourly employee cost + 10%
o	*Body Worn Camera Recording	As per Texas Administrative Code Title I, Part 3, Chapter 70, Rule 70.13	$ 10.00	per recording and
			$ 1.00	per full minute of footage
	* Fees established per Statute.			
B.	**ANIMAL CONTROL FEES**			
a.	Dog, Cat, or Ferret License (Spayed/Neutered)		$ 11.50	annual
b.	Dog, Cat, or Ferret License (Spayed/Neutered)		$ 33.80	lifetime
c.	Dog, Cat, or Ferret License (Intact)		$ 22.80	annual
d.	Dog, Cat, or Ferret License (Intact)		$ 68.30	lifetime
e.	Replace Lost Tag		$ 6.10	
f.	Dangerous Animal License		$ 56.90	annual
g.	Commercial Animal Establishment		See Food Establishment	
h.	Live Traps (Refundable Deposit)		$ 54.80	ea.
i.	Removal of Animal from Trap, Loaned or Not Loaned, by Animal Control Officer		No Charge	ls; limited to one animal per month per resident
j.	Owner Surrender (Resident Only)		$ 88.50	per animal
k.	Penalties			
	1.	Abandonment	$ 62.70	ea. + Court costs
	2.	No Rabies Vaccine	$ 244.20	ea. + Court costs
	3.	Not Registered (1st Offense)	$ 17.30	ea. + Court costs
	4.	Not Registered (2nd Offense)	$ 39.90	ea. + Court costs
	5.	Not Registered (3rd Offense)	$ 125.20	ea. + Court costs
	6.	Allowed to Run Loose	$ 33.80	ea. + Court costs
	7.	More than Four Animals	$ 33.80	ea. + Court costs
	8.	Failure to Surrender for Rabies Vaccine	$ 244.20	ea. + Court costs
l.	Impoundment			
	1.	First Impoundment	$ 45.80	
	2.	Second Impoundment	$ 74.10	
	3.	Third + Impoundment(s)	$ 125.20	
m.	Daily Boarding		$ 33.00	per day
	1.	All Cats		
	2.	0-20 lbs.	$ 26.50	per day
	3.	21-40 lbs.	$ 26.50	per day
	4.	41-60 lbs.	$ 31.60	per day
	5.	61-99 lbs.	$ 39.70	per day
	6.	100+ lbs.	$ 46.80	per day
n.	Rabies Vaccination			
	1.	Feline Rabies	$ 33.90	per animal
	2.	Canine Rabies	$ 23.20	per animal
o.	Quarantine / Observation and Applicable Fees		$ 79.20	per animal / per day
p.	Flea Prevention		$ 25.50	per animal
q.	Animal Euthanasia		$ 83.50	per animal
r.	Animal Cremation Services for Residents		$ 41.70	per animal
s.	Rabies Test		$ 40.70	per animal
C.	**BUILDING FEES**			
a1.	*Residential Building Permit Fee			
	(Subcontractor fees incl.; Square footage includes total living, garage, and covered porches and balconies - all area under roof)			
	1 TO 200 SQ. FT.	$1.96 PER SQ. FT.		
	201 SQ. FT. TO 500 SQ. FT.	$1.60 PER SQ. FT.		
	501 SQ. FT. TO 1,000 SQ. FT.	$1.23 PER SQ. FT.		

	1,001 SQ. FT. TO 2,000 SQ. FT.	$0.94 PER SQ. FT.		
	2,001 SQ. FT. TO 3,000 SQ. FT.	$0.80 PER SQ. FT.		
	3,001 SQ. FT. TO 4,000 SQ. FT.	$0.74 PER SQ. FT.		
	4,001 SQ. FT. TO 5,000 SQ. FT.	$0.71 PER SQ. FT.		
	5,001 SQ. FT. & UP	$0.64 PER SQ. FT.		
a2.	*Commercial Building Permit Fee (Subcontractor fees included)			
	$1.00 TO $500.00 (Valuation)	$25.00 (Fee)		
	$501.00 TO $2,000.00	$25.00 for the first $500.00 plus $3.35 for each additional $100.00, or fraction thereof, to and including $2,000.00		
	$2,001.00 TO $25,000.00	$75.00 for the first $2,000.00 plus $15.50 for each additional $1,000.00, or fraction thereof, to and including $25,000.00		
	$25,001.00 TO $50,000.00	$430.00 for the first $25,000.00 plus $11.00 for each additional $1,000.00, or fraction thereof, to and including $50,000.00		
	$50,001.00 TO $100,000.00	$708.00 for the first $50,000.00 plus $7.70 for each additional $1,000.00, or fraction thereof, to and including $100,000.00		
	$100,001.00 TO $500,000.00	$1,093.00 for the first $100,000.00 plus $6.15 for each additional $1,000.00, or fraction thereof, to and including $500,000.00		
	$500,001.00 TO $1,000,000.00	$3,557.00 for the first $500,000.00 plus $5.25 for each additional $1,000.00, or fraction, to and including $1,000,000.00		
	$1,000,001.00and up	$6,170.00 for the first $1,000,000.00 plus $4.00 for each additional $1,000.00, or fraction thereof		
b.	*Plan Review Fee			
	1.	Residential Plans	35% of Building Permit Fee	
	2.	Commercial Plans	65% of Building Permit Fee	
	3.	All Withdrawn / Changed Plans	65% of Building Permit Fee	
c.	Inspections Outside Normal Business Hours		$ 65.00	hr.
d.	Re-inspection Fee		$ 65.00	hr.
e.	Inspections for Which No Fee is Indicated		$ 65.00	hr.
f.	Additional Plan Review Due to Modifications		$ 65.00	hr.
g.	Outside Consultants		Actual Cost +10%	
h.	Pool Permit		Schedule	
i.	Electrical, Mechanical, Plumbing Permit		$ 91.70	ea. (incl. 1 inspection)
j.	Patio/Patio Cover/Carport Covers/Flatwork/Decks Permits		$ 425.00	ea.
k.	Sprinkler System Permit		$ 65.00	ea.
l.	Certificate of Occupancy (C of O) Permit		$ 125.20	ea.
m.	Reissuance of Existing C of O		$ 28.50	ea.
n.	Driveway Permit		$ 125.20	ea.
o.	Street Cut Permit		$ 278.00	ea.
p.	Encroachment License		$ 182.10	ea.
q.	Tree Survey Review and Approval		$ 182.10	ea.
r.	Landscape Plan Review and Approval		$147.80 ls + $79.40	per hr.
s.	Protected Tree Removal Permit (Diseased, Dying, Dead, or Existing Live Tree 5" Caliper or Greater) (Commercial Development Only)		$ 79.40	
t.	Tree Trimming Permit (Commercial Contr. Only)		$ 28.50	
u.	Stormwater, Detention, and Drainage			
	1.	Fee In Lieu of Detention (Residential)	$ 3,185.30	per acre
	2.	Fee In Lieu of Detention (Commercial)	$ 3,526.70	per acre
v.	Stormwater, Detention, and Drainage (OTHSD)			
	1.	Fee In Lieu of Detention (Residential)	$ 0.30	per sq. ft. of impervious cover
	2.	Fee In Lieu of Detention (Commercial)	$ 0.30	per sq. ft. of impervious cover
w.	Demolition Permit		$ 182.10	
x.	House Moving (Foundation Insp.)		$ 65.00	
x1.	House Moving Permit		$ 91.20	
y.	Traffic Impact Analysis and Review (Level 1)		$ 301.60	
z.	Traffic Impact Analysis and Review (Level 2)		$ 602.90	
aa.	Traffic Impact Analysis and Review (Level 3)		$ 904.30	
bb.	Fence Construction Permit		$ 85.40	
cc.	Change of DBA (on Cert. of Occup.)		$ 28.50	
dd.	Change of Address (on Cert. of Occup.)		$ 28.50	
ee.	Fire Plan Review (Not Associated with New Construction)		$ 65.00	per hr.
ff.	Pedestrian Circulation Plan Review		$ 65.00	per hr.
gg.	Work Performed Without a Permit		Double Standard Permit Fee	
	* Not amended.			
D.	**COURT FEES AND FINES**			
a.	Failure to Appear/Violate Promise to Appear Special Expense Fee		$ 25.00	
b.	See Exhibit "B" for Violation Code List.			
E.	**FIRE DEPARTMENT FEES**			
a.	Fire Protection Permit Fees			
	1.	Automatic Fire Extinguishing System:		
	i.	New Sprinkler System* -		
		1-10 Heads	$ 142.20	
		11-25 Heads	$ 169.60	
		26-200 Heads	$ 227.50	
		201+ Heads	$ 227.50	+1.00 per Additional Head
		$2000.00 Maximum Charge per Floor		

	*In addition, if the sprinkler system is located on more than one floor, the fee will also include a charge of $43.50 for each additional floor. Basements, underground levels, and above ceiling grade are considered floors for purposes of this fee.			
	This fee includes reviewing plans, rough-in inspections, and witnessing the 2-hour hydrostatic testing for fire sprinkler systems.			
	ii.	Sprinkler Modification/Remodel with Heads** -		
		1-9 Heads	$ 85.40	
		10-25 Heads	$ 142.20	
		26-200 Heads	$ 227.50	
		201+ heads	$ 227.50	+ 1.00 per Additional Head
		$2000.00 Maximum Charge per Floor		
	**In addition, if the sprinkler system is located on more than one floor, the fee will also include a charge of for $43.50 for each additional floor. Basements, underground levels, and above ceiling grade are considered floors for purposes of this fee.			
	This fee includes reviewing plans, rough-in inspections, and witnessing the 2-hour hydrostatic testing for fire sprinkler systems.			
	iii.	Sprinkler Modification without Heads:	$ 113.70	
	This fee includes reviewing plans, rough-in inspections, and witnessing the 2-hour hydrostatic testing for fire sprinkler systems.			
	iv.	Paint Spray Booth:	$ 284.70	
	This fee includes reviewing plans, witnessing the testing, and inspection of commercial paint spray booth fire suppression systems.			
	v.	Vent Hood Suppression System:	$ 170.60	
	This fee includes reviewing plans, witnessing the testing, and inspection of commercial fire suppression systems in kitchen vent hoods and exhaust ducts.			
	vi.	Vent Hood Modification:	$ 85.40	
	This fee includes reviewing plans, witnessing the testing, and inspection of commercial fire suppression systems in kitchen vent hoods and exhaust ducts.			
	vii.	Alternative Fire Protection System:	$ 284.70	
	This fee includes reviewing plans, rough-in inspections, and witnessing any required acceptance / testing of alternative fire protection and fire suppression systems.			
	2.	Fire Alarm and Related Equipment:		
	i.	New Fire Alarm System* -		
		1-10 devices	$ 142.20	
		11-25 devices	$ 170.60	
		26-200 devices	$ 227.50	
		201+ devices	$ 227.50	+ 1.00 per Additional Device
		Maximum Charge of $2000.00 per Floor		
	*In addition, if the fire alarm system is located on more than one floor, the fee will also include a charge of $43.50 for each additional floor. Basements, underground levels, and above ceiling grade are considered floors for purposes of this fee.			
	This fee includes reviewing plans, rough-in inspections, and witnessing the fire alarm acceptance testing.			
	ii.	Fire Alarm Modification** -		
		1-9 devices	$ 85.40	
		10-25 devices	$ 142.20	
		26-200 devices	$ 170.60	
		201+ devices	$ 227.50	+ 1.00 per Device
		Maximum Charge of $2000.00 per Floor		
	**In addition, if the fire alarm system is located on more than one floor, the fee will also include a charge of $43.50 for each additional floor. Basements, underground levels, and above ceiling grade are considered floors for purposes of this fee.			
	This fee includes reviewing plans, rough-in inspections, and witnessing the fire alarm acceptance testing.			
	iii.	Fire Alarm Panel Replacement:		
		1-20 devices	$ 170.60	
		21-200 devices	$ 227.50	
		201+ devices	$ 227.50	+ 1.00 per Device
	This fee includes reviewing plans, rough-in inspections, and witnessing the fire alarm acceptance testing.			
	iv.	Smoke Control Systems:	$ 199.10	
	This fee includes reviewing plans and witnessing the testing of building smoke control systems required by the Building or Fire Code.			
	3.	Fire Pumps and Related Equipment:	$ 227.50	
	This fee includes reviewing plans, rough-in inspections, and witnessing any required acceptance testing.			
	4.	Standpipes:	$ 227.50	
	This fee includes reviewing plans, rough-in inspections, and witnessing any required acceptance testing.			
	5.	Underground Fire Line:	$ 227.50	
	This fee includes reviewing plans and witnessing the 2-hour hydrostatic testing on underground fire protection system.			
	6.	Fire Hydrants:	$ 113.70	
		Additional Hydrants:	$ 28.50	ea.
	This fee includes reviewing plans, rough-in inspections, and witnessing any required acceptance testing, including 2-hour hydrostatic testing on private property not inspected by San Antonio Water System.			

	7.	Fireworks Display (Per Event):	$ 568.60	
	Helotes City Council must approve display prior to permit being issued.			
	8.	Underground Storage Tank:	$ 227.50	
	A permit is required for each underground storage tank used for the storage of flammable liquids, combustible liquids, or hazardous materials.			
	This fee includes reviewing plans, rough-in inspections, interior lining, filling with inert material, or removal of any underground storage tank and witnessing any required acceptance testing.			
	9.	Aboveground Storage Tank:	$ 284.70	
	A permit is required for each aboveground storage tank, regardless of capacity, used for the storage of flammable liquids, combustible liquids, or hazardous materials.			
	This fee includes reviewing plans, rough-in inspections, or removal of any aboveground storage tank and witnessing any required acceptance testing.			
	10.	Working Without a Permit:	Double Standard Permit Fee	
	This fee will be assessed when it is discovered by a City of Helotes code official that work is being performed without the proper permit(s).			
	11.	All other permits and fees not addressed by this fee schedule and where a permit is required by the current adopted Fire Code will require a permit and fee of $55.80.		
b.	Fire Department Service Fees:			
	1.	Swift Water Flood Rescue	$ 602.90	per Person
	2.	Haz-Mat Response		
	i.	Hourly Rate	$ 602.90	per Hour or Fraction
	ii.	Use of Absorbents	$ 22.60	per Bag or Fraction exceeding one bag
	iii.	Use of Foam / Bio.	$ 125.20	Up to 5 Gallons; $21.25 per Gallon Thereafter
	iv.	Special Supplies	Actual Cost + 12.27%	
		(e.g. absorbent pads, booms, overpack drums, etc.)		
	v.	Use of Loader / Tractor	$ 904.30	per Hour or Fraction
	vi.	Engine Standby	$ 364.20	per Hour or Fraction
	3.	Fire Watch	$ 34.00	per Person per Hour
c.	EMS Fees:			
	1.	Basic Life Support (BLS) Emergency Response	$ 641.70	
	2.	Advanced Life Support 1 (ALS1) Emergency Response	$ 725.90	
	3.	Advanced Life Support 2 (ALS2) Emergency Response	$ 901.10	
	4.	Mileage Charge, Per Mile	$ 18.80	
	5.	Emergency Response Aid Only	$ 125.20	
	6.	Non-Resident Fee	$ 125.20	
	7.	Extra Attendant	$ 94.20	
	8.	Ambulance Stand By, Per Hour	$ 313.10	
F.	**FLOODPLAIN FEES**			
a.	Floodplain Review Fee			
	1.	Request for Single-lot/Single-structure		
		CLOMA and CLOMR-F	$ 182.10	
	2.	Request for Single-lot/Single-structure		
		LOMR-F	$ 153.60	
	3.	Request for Single-lot/Single-structure		
		LOMR-F, Based on as-built Information		
		(CLOMR-F Previously Issued by City)	$ 125.20	
	4.	Request for Multiple-lot/Multiple-structure		
		CLOMA	$ 301.60	
	5.	Request for Multiple-lot/Multiple-structure		
		CLOMR-F and LOMR-F	$ 602.90	
	6.	Request for Multiple-lot/Multiple-structure		
		LOMR-F, Based on as-built information		
		(CLOMR-F Previously Issued by City)	$ 483.20	
b.	CLOMRs Request Fee			
	1.	New Hydrology, Bridge, Culvert, Channel, or Any Combination Request	$ 1,206.00	
	2.	Levee, Berm, or Other Structural Measure Request	$ 1,808.90	
c.	LOMRs and PMRs Request Fee (Not Based on Structural Measures or Alluvial Fans)			
	1.	Bridge, Culvert, Channel, or Any Combination Request	$ 1,206.00	
	2.	Levee, Berm, or Other Structural Measure Request	$ 2,412.00	
	3.	As-built Information Submitted as Follow	$ 1,808.90	
		Up to CLOMR Request		
d.	Floodplain Development Permit Fee		$ 301.60	
e.	Elevation Certificate		$ 125.20	
G.	**FOOD AND BEVERAGE FEES**			
a.	Food Establishment, Day Care, and Commercial Animal Establishment License			
	1.	Less Than or Equal To Three Employees	$ 170.60	
	2.	Greater Than Three Employees To Six Employees	$ 341.10	
	3.	Greater Than Six Employees To Ten Employees	$ 568.60	
	4.	Greater Than Ten Employees	$ 796.40	
b.	New Food Establishment			
	1.	Plan Review	$ 62.70	
	2.	Pre-operations	$ 62.70	
c.	Change of Information on Establishment License		$ 28.50	
d.	Alcoholic Beverage License		1/2 State Fee	
e.	Special Event Health Permit			
	1.	Per Day (Per Event)	$ 32.20	
	2.	Two or More Days (Per Event)	$ 64.30	

	3.	Annual	$ 107.40	
H.	**MISCELLANEOUS FEES**			
a.	Special Event / Parade Permit (Per Event)		$ 62.70	
b.	Special Event / Parade Permit (Annual)		$ 113.70	
c.	Peddler Permit			
	1.	Temporary	$ 62.70	
	2.	Annual	$ 113.70	
d.	MarketPlace @ Old Town Helotes			
	1.	Booth Rental	$ 42.60	
e.	Blasting Permit		$ 568.60	
f.	Annual Review of Blasting Permit		$ 568.60	
g.	Collocation of Antennae			
	1.	Application Review	$ 454.80	
	2.	Tower Construction Application Review	$ 454.80	
h.	Sexually Oriented Business			
	1.	Administrative Procedures	$ 284.70	
I.	**SIGN FEES**			
	(All Sign Permit Applications, Other Than Temporary Signs, Shall Pay a Non-refundable Review Fee of $10.00 or 10% of the Sign Permit Application Fee, Whichever is Greater)			
a.	Sign Up To 10 Square Feet (SF) in Area		$ 39.90	
	Other than Free-standing or Monument			
b.	Signs 10 to 20 SF in Area		$ 74.10	
	Other than Free-standing or Monument			
c.	Signs 25 to 35 SF in Area		$ 107.90	
	Other than Free-standing or Monument			
d.	Signs Larger than 35 SF in Area		$ 147.80	
	Other than Free-standing or Monument			
e.	Free-standing or Monument Signs		$ 147.80	
f.	Private Property Traffic Control Sign Plan		$ 125.20	
g.	Temporary Signs		$ 11.50	
h.	Handheld Signs		$ 5.60	
i.	New Master Sign Program		$ 182.10	
j.	Amendment to Master Sign Program		$ 34.00	
k.	Appeal or Variance Request		$ 62.70	
J.	**ZONING AND SUBDIVISION FEES**			
a.	Zoning			
	1.	Zoning Change or Classification Addition Request	$ 384.30	
	2.	Board of Adjustment Appeal	$ 384.30	
	3.	Board of Adjustment, Refund *(In the event of appeal to a Court, it is found that BOA had no jurisdiction on the issue brought forward to BOA.)*	$ 110.00	
b.	Subdivision			
	1.	Plat/Replat Filing Fees		
	i.	Base Preliminary Platting Fee	$ 665.40	per plat
	ii.	Base Final Platting Fee	$ 409.60	per plat
	iii.	Single Family Residential Development	$ 68.30	per Lot
	iv.	Non-single Family Residential Development	$ 495.00	per Acre
	2.	Variance	$ 176.30	
	3.	Plat Deferral	$ 454.80	
	4.	Performance Agreement Time Extension	$ 295.80	
	5.	Vacating Declaration	$ 335.70	
	6.	Replat Involving Notification	$ 517.60	
	7.	Amending Plat	$ 591.70	
	8.	Plat Withdrawal	$ 182.10	
	9.	Emergency Add-on	$ 364.20	
	10.	Mobile Home Park Plan Processing Fee	$ 483.20	
	11.	Street Name Change Application Processing	$ 364.20	
	12.	Street Name Change Installation Fee Per Sign	$ 244.20	
	13.	Plat Recording Fee Per Sheet	Actual Cost per Bexar County	
	14.	Processing Fee	$ 125.20	
	15.	Plan Review Fee	$ 449.40	
	16.	Minor Plat (in any Zoning District)	Actual Cost + 10%	
K.	**IMPOUND FEES AND TOWING SERVICE RATES**			
	Description			
	Fees:			
	Impound Fee		$ 222.40	
	Daily Fee (after 24 hours)		$ 22.10	
	Certified Administrative Fees		$ 27.90	
	Rate charge for towing vehicles up to and including 25 feet in length (light duty) within City.		$120.00 flat rate.	
	Rate charge for towing vehicles greater than 25 feet in length (medium duty) within City.		$205.00 flat rate.	
	Rate charge for heavy duty towing (large commercial trailers, tractors, etc.) within City.		$400.00 per hour. 2 hour minimum.	
	Rate charge for towing municipal vehicles. City vehicles must be transported by flat bed or wheel lift. Sling-type lifts may not be used to transport City vehicles.		$0.00 flat rate.	
	Rate charge for repairing / replacing flat tires on municipal vehicles.		$0.00 flat rate.	
	Per mile charge for towing vehicles located outside the City and its ETJ, up to the City's ETJ limits. Above rate charges apply thereafter.		$3.00 per mile. Light duty. $3.50 per mile. Medium duty.	

	Rate charge for towing recreational vehicles, such as motorcycles, within City.		$120.00 flat rate.	
	Rate charge for towing vehicles on a tilt bed.		$120.00 flat rate.	
	Rate charge for off-road and / or winch-out recovery.		$100.00 per hour. Light duty. $150.00 per hour. Medium duty. $400.00 per hour. Heavy duty.	
	Rate charge to disconnect and reconnect drive shaft.		$30.00 flat rate. Light duty. $35.00 flat rate. Medium / Heavy duty.	
	Rate charge to upright vehicles.		$100.00 per hour. Light duty. $150.00 per hour. Medium duty. $400.00 per hour. Heavy duty.	
	Tandem axle diesel tractor, including driver.		$150.00 per hour.	
	Heavy duty supervisor.		$400.00 per hour.	
	Landoll trailer or flat bed service.		$120.00 per hour.	
	53’ or 48’ tandem axle enclosed dry box trailer or refrigerated trailer, including cleanout charge.		$180.00 per day.	
	Air cushion.		$280.00 per hour.	
	Tanker air bag.		$280.00 per hour.	
	Emergency response box trailer.		$210.00 per hour.	
	16’ to 20’ flat bed trailer.		$95.00 per hour.	
	Emergency response fuel recovery trailer.		$210.00 per hour.	
	Skid loader.		$210.00 per hour.	
	Skid loader with broom attachment.		$320.00 per hour.	
	Roll-off box.		$85.00 per hour.	
	Vacuum truck (80 to 167 barrels).		$210.00 per hour.	
	Dump truck (12 to 40 yards).		$320.00 per hour.	
	Backhoe; Extend-a-hoe.		$260.00 per hour.	
	Backhoe; 4-wheel drive extend-a-hoe.		$320.00 per hour.	
	Backhoe.		$180.00 per hour.	
	Equipment mobilization and demobilization for skid loader, skid loader with broom attachment, roll-off box, vacuum truck, dump truck, backhoe, extend-a-hoe, and 4-wheel drive extend-a-hoe.		$120.00 per item.	
	Torches.		$80.00 per initial half hour. $40.00 per ¼ hour thereafter.	
	Auxiliary lighting and power plants.		$97.50 per initial half hour. $50.75 per ¼ hour thereafter.	
	Saws, all varieties.		$75.00 per initial half hour. $35.00 per ¼ hour thereafter.	
	Lumper fees.		$35.00 per hour per person.	
	Dollie fees.		$30.00 flat rate.	
	All other special equipment.		5% mark-up above actual cost.	
	Reimbursement to City:			
	dispatched light-, medium-, heavy-, and / or recreational vehicle tow.		$35.00 per vehicle.	