



**AGENDA  
REGULAR MEETING  
HELOTES CITY COUNCIL  
May 14, 2020  
7:00 p.m.**

The City of Helotes City Council will meet for a Regular Meeting on Thursday, May 14, 2020 at 7:00 p.m. in the City Hall Council Chambers, 12951 Bandera Road, Helotes, Texas 78023. This is an open meeting, subject to the open meeting laws of the State of Texas.

**SUPPLEMENTAL NOTICE OF PARTICIPATION BY TELEPHONE CONFERENCE**

As a result of COVID-19, the Governor of Texas issued an order on March 16, 2020, suspending various provisions of the Open Meetings Act, which now authorizes the participation in a meeting by videoconference and / or teleconference. In order to advance the public health goal of physical distancing, the City of Helotes City Council will conduct this regular meeting by telephone conference. No in person input will be allowed. To speak remotely, register in advance by using the fillable Citizen Comment Form on the City website. The comment form is due by 12:00 pm on Thursday, May 14. Once the comment form is received, the speaker will receive a confirmation email with the toll-free phone number and access code. Speakers will be placed in a queue until their time to speak. Watch the livestream meeting broadcast on the City's YouTube channel. The digital meeting packet is available on the City website.

1. Call to order.
  - Invocation.
  - Pledge of Allegiance.

**PUBLIC HEARING:**

2. Public Hearing on a proposal for the City of Helotes Economic Development Corporation (HEDC) to fund a Small Business Assistance Program that will offer zero (0%) interest loans to businesses in the City of Helotes that have been impacted by the coronavirus (COVID-19). The program qualifies as an economic development "Project," as defined by Texas Local Govt. Code Chapter 505 *Type B Corporations*.

**RECOGNITION:**

3. Proclamation by Mayor Thomas A. Schoolcraft recognizing the City of Helotes Public Works Department in observance of National Public Works Week occurring May 17 - May 23, 2020.
4. Proclamation by Mayor Thomas A. Schoolcraft recognizing the City of Helotes Fire / EMS Department in observance of National EMS Week occurring May 17 - May 23, 2020.

**OPEN SESSION:**

5. Citizens to be Heard. *The City Council shall not discuss any presented issue, nor may any action be taken on any issue at this time (Attorney General Opinion JC-0169). The Council will accept comments from citizens of the City of Helotes and its Extraterritorial Jurisdiction (ETJ) only. Comments are limited to three (3) minutes, and this time is not transferable. Each person may only speak once. No profanity or threats will be tolerated.*

**CONSENT AGENDA (ITEM NOS. 6 - 8):**

*All Consent Agenda items listed below are considered routine by City Staff and are intended to be enacted by one motion. There will be no separate discussion of these items, unless a Councilmember requests it, in which event the item will be removed from the Consent Agenda and considered in its normal sequence on the Agenda.*

6. Approval of the minutes of the Regular Meeting dated April 23, 2020. (Staff)
7. Approval of the Fiscal Year Ending (FYE) 2020 City of Helotes Revenue and Expense, Balance Sheet, and Encumbrance Reports dated May 7, 2020. (Staff)
8. Approval of a preliminary and final subdivision plat, pursuant to Municipal Code of Ordinances Chapter 78 *Subdivisions*, establishing Goat Hill Subdivision, being a 11.249 acre tract of land out of the J.M. Ross Survey No. 224, Abstract 645, County Block 4524, and being a portion of land conveyed to the Polk Family Trust recorded in Volume 12696, Page 347 of the Official Public Records of Bexar County, Texas. (Applicant)

**ITEMS FOR INDIVIDUAL CONSIDERATION:**


9. Discussion of and action on resuming the Spring 2020 brush pick up by C-6 Disposal Systems, Inc. to a rescheduled date, or, omitting the Spring 2020 brush pick up and providing compensation to Helotes residents for the cancelled service. (Council Member Massey and Council Member Holmes)
10. First reading on a Resolution of the City Council of the City of Helotes, Texas, approving a project of the Helotes Economic Development Corporation (EDC) to establish a Small Business Assistance Program that will offer zero (0%) interest loans to businesses within the corporate limits of Helotes that have been impacted by the coronavirus (COVID-19); and authorizing the HEDC Executive Director to take all necessary steps to implement the provisions of this Resolution. (Staff)
11. Second and final reading, discussion and action on a Resolution of the City Council of the City of Helotes, Texas, approving a project of the Helotes Economic Development Corporation (HEDC) to establish a Small Business Assistance Program that will offer zero (0%) interest loans to businesses within the corporate limits of Helotes that have

been impacted by the coronavirus (COVID-19); and authorizing the HEDC Executive Director to take all necessary steps to implement the provisions of this Resolution. (Staff)


12. Discussion of and action on a Declaration of the City of Helotes, Texas extending a declaration order of local disaster and public health emergency for the City of Helotes as a result of the COVID-19 virus. (Staff)

***Adjourn meeting.***

The City Council reserves the right to adjourn into Closed Session at any time during the course of this meeting to discuss any of the exceptions to the requirement that a meeting be open to the public, in accordance with Texas Government Code, Chapter 551 *Open Meetings*, Subchapter D *Exceptions to Requirement that Meetings be Open*. No action may be taken in Closed Session.

  
Thomas A. Schoolcraft, Mayor

I certify that this Agenda was posted on May 8, 2020 at 4:00 a.m. / (p.m.)

  
\_\_\_\_\_  
Celina Perez, City Secretary



## CITY COUNCIL AGENDA ITEM REQUEST FORM

**MEETING DATE:** May 14, 2020

**AGENDA PLACEMENT:**

- PUBLIC HEARING**
- RECOGNITION**
- UNFINISHED BUSINESS**
- CONSENT**
- INDIVIDUAL**
- CLOSED**

**CAPTION:**

Public Hearing on a proposal for the Helotes Economic Development Corporation (HEDC) to fund a Small Business Loan Assistance Program that will offer zero (0%) interest loans to businesses in the City of Helotes that have been impacted by the coronavirus (COVID 19). The program qualifies as an economic development "Project", as defined by Texas Local Govt. Code Chapter 505 Type B Corporations.

**EXECUTIVE SUMMARY:**

HEDC staff has researched several programs to provide financial assistance to small businesses located in the City of Helotes in response to the coronavirus (COVID-19) pandemic. COVID-19 has had, and continues to have, a significant impact on our local economy by limiting the services that may be offered by many City businesses or causing their temporary closure, resulting in layoffs and financial hardship. In the interest of reducing the economic impact of COVID-19 on local businesses located within the City of Helotes, the HEDC Board of Directors and Staff propose this program to assist our local businesses.

Staff contacted Community Development Financial Institution (CDFI) lenders to seek a partnership with the EDC and to administer the program. A Special HEDC meeting was held on April 30, 2020 to discuss program needs, setting the program parameters and decide on a CDFI lender to administer the program. The program will provide a minimum of \$5,000.00 to a maximum of \$20,000.00 in zero (0%) interest loans to each eligible Helotes small business that has been adversely impacted by the COVID-19 pandemic until available funds are allocated. The EDC will partner with BCL of Texas to administer the program. The total funding for the program is \$336,000.00 to include total loan distribution and administration fee to be paid over a thirty-six (36) month period.

**ATTACHMENTS:**

Attachment A – Public Hearing Notice

**PREPARED BY:** Marian Mendoza, City Administrator

**DATE SUBMITTED:** May 5, 2020



**NOTICE OF PUBLIC HEARING & 60 DAY COMMENT PERIOD  
ON THE USE OF TYPE B FUNDS FOR THE SMALL BUSINESS RECOVERY PROGRAM**

The Helotes EDC hereby gives notice, pursuant to Texas Local Government Code, Sec. 505.158, that it will conduct a sixty (60) day comment period that will open on May 2, 2020 and will close on July 1, 2020 for the consideration to use Type B sales tax funds for a Small Business Loan Assistance Program that will be used to offer zero interest loans to businesses that are impacted by the COVID 19 pandemic.

Public Hearings are scheduled for Wednesday, May 13, 2020 at 7 p.m. at the Economic Development Board Special meeting and on Thursday, May 14, 2020 at 7 p.m. at the City Council meeting; both will be held at Helotes City Hall, 12951 Bandera Rd., Helotes, TX 78023. Note that funding for the Small Business Loan Assistance Program requires approval by the Helotes EDC Board of Directors and the Helotes City Council.

The program qualifies as an economic development "Project," as defined by Texas Local Govt. Code Chapter 505 *Type B Corporations*.

For additional information, the public may contact Glenn Goolsby, Assistant Director via email at [ggoalsby@helotes-tx.gov](mailto:ggoalsby@helotes-tx.gov) or via phone at (210) 695-5910.

Notice has been published in the S.A. Express News and will be posted at the Helotes City Hall Municipal Building Bulletin Board and EDC website for the duration of the public comment period, which will end on July 1, 2020.

## Hearst Newspapers, LLC Order Confirmation

|                                      |   |  |   |
|--------------------------------------|---|--|---|
| <u>Ad Order Number</u><br>0034023195 | <u>Customer</u><br>CITY OF HELOTES                                | <u>Payor Customer</u><br>CITY OF HELOTES                       | <u>PO Number</u>  |
| <u>Sales Rep.</u><br>1202-SAE        | <u>Customer Account</u><br>20000334                               | <u>Payor Account</u><br>20000334                               | <u>Ordered By</u><br>glenn goolsby  |
| <u>Order Taker</u><br>ccastillo      | <u>Customer Address</u><br>PO BOX 507<br>HELOTES TX 780230507 USA | <u>Payor Address</u><br>PO BOX 507<br>HELOTES TX 780230507 USA | <u>Customer Fax</u>   |
| <u>Order Source</u><br>Rep           | <u>Customer Phone</u><br>2106955911                               | <u>Payor Phone</u><br>2106955911                               | <u>Customer EMail</u><br>CITYSEC@HELOTES-TX.GOV<br><u>Special Pricing</u> |

|                         |                    |                        |                  |                   |                  |
|-------------------------|--------------------|------------------------|------------------|-------------------|------------------|
| <u>Tear Sheets</u><br>0 | <u>Proofs</u><br>0 | <u>Affidavits</u><br>1 | <u>Blind Box</u> | <u>Promo Type</u> | <u>Materials</u> |
|-------------------------|--------------------|------------------------|------------------|-------------------|------------------|

Invoice Text  
GLENN GOOLSBY

|                               |                             |                                 |                       |                                 |                               |
|-------------------------------|-----------------------------|---------------------------------|-----------------------|---------------------------------|-------------------------------|
| <u>Net Amount</u><br>\$296.33 | <u>Tax Amount</u><br>\$0.00 | <u>Total Amount</u><br>\$296.33 | <u>Payment Method</u> | <u>Payment Amount</u><br>\$0.00 | <u>Amount Due</u><br>\$296.33 |
|-------------------------------|-----------------------------|---------------------------------|-----------------------|---------------------------------|-------------------------------|

|                                   |                         |                             |              |
|-----------------------------------|-------------------------|-----------------------------|--------------|
| <u>Ad Number</u><br>0034023195-01 | <u>Ad Type</u><br>Legal | <u>Ad Size</u><br>1 X 17 li | <u>Color</u> |
|-----------------------------------|-------------------------|-----------------------------|--------------|

|                               |                                    |                            |                                  |                             |
|-------------------------------|------------------------------------|----------------------------|----------------------------------|-----------------------------|
| <u>Run Date</u><br>05/02/2020 | <u>Product</u><br>SAE Express-News | <u>Placement</u><br>Legals | <u>Position</u><br>Legal Notices | <u>Subtotal</u><br>\$246.33 |
|-------------------------------|------------------------------------|----------------------------|----------------------------------|-----------------------------|

### WYSIWYG Content

**NOTICE OF PUBLIC HEARINGS**  
The City of Helotes Economic Development Corporation (EDC) will hold a Public Hearing on May 13, 2020 and City Council will hold a Public Hearing on May 14, 2020 at 7 p.m. in the City Hall Council Chambers, 12951 Bandera Rd., Helotes, TX 78023 on a proposal for the EDC to fund a Small Business Assistance Program that will offer zero (0%) or low interest loans to businesses in the City of Helotes that have been impacted by COVID 19. The proposal constitute an economic development "Project," as defined by Texas Local Govt. Code Chapter 505 Type B Corporations. For more information, visit [www.helotesedc.com](http://www.helotesedc.com).



## CITY COUNCIL AGENDA ITEM REQUEST FORM

---

**MEETING DATE:** May 14, 2020

**AGENDA PLACEMENT:**

- PUBLIC HEARING
- RECOGNITION
- UNFINISHED BUSINESS
- CONSENT
- INDIVIDUAL
- CLOSED

**CAPTION:**

Proclamation by Mayor Thomas A. Schoolcraft recognizing the City of Helotes Public Works Department in observance of National Public Works Week occurring May 17 - May 23, 2020.

**EXECUTIVE SUMMARY:**

Since 1960, the American Public Works Association (APWA) has sponsored National Public Works Week. The APWA is comprised of more than 30,000 members across the U.S. and Canada.

This year, the theme for National Public Works Week is "*The Rhythm of Public Works*". This theme represents the idea that every community has a rhythm, a heartbeat that reflects its essence and tempo of life. Public Works keeps a community's rhythm moving by providing an orchestra of infrastructure services in transportation, water, wastewater, and stormwater treatment, public buildings and spaces, parks, and grounds, emergency management and first response, solid waste, and right-of-way management. Public Works provides the harmony needed for collaboration with all the stakeholders in capital projects, infrastructure solutions, and quality of life services.

This year's exciting theme invites the community to get into the rhythm and celebrate the dedication provided by the Helotes Public Works Department.

**ATTACHMENTS:**

Attachment A – Proclamation

**PREPARED BY:** Joshua Mair, Public Works Supervisor

**DATE SUBMITTED:** March 13, 2020



OFFICE OF THE MAYOR

HELOTES, TEXAS

*Proclamation*

*National Public Works Week  
"The Rhythm of Public Works"*

*Whereas, public works professionals focus on infrastructure, facilities and services that are of vital importance to sustainable and resilient communities and to the public health, high quality of life and well-being of the people of Helotes; and,*

*Whereas, these infrastructure, facilities and services could not be provided without the dedicated efforts of public works professionals who are responsible for rebuilding, improving, and protecting our transportation, water supply, solid waste systems, public buildings, and other structures and facilities essential for our citizens; and,*

*Whereas, it is in the public interest for the citizens in Helotes to gain knowledge of and to maintain a progressive interest and understanding of the importance of public works and public works programs in their respective communities; and,*

*Whereas, today we recognize the work ethic and efficiency of our qualified and dedicated Public Works Supervisor Joshua Mair, Public Works Crew Leaders Justin Vincent and Tim Miller, and Public Works Assistants Marc McGraw, Cody Madsen and Corey Vullo who reflect the highest standards of professionalism while striving to improve our city services and the quality of life for our citizens.*

*Now, Therefore, I, Thomas A. Schoolcraft, on behalf of the members of City Council, and by the virtue of the authority vested in me as Mayor of the City of Helotes, Texas, do hereby proclaim the week of May 17 - 23, 2020 as Public Works Week and recognize and commend our Public Works employees for their service to our community.*

*In witness whereof, I have hereunto set my hand and caused this seal to be affixed.*

---

*Thomas A. Schoolcraft, Mayor  
May 14, 2020*



## CITY COUNCIL AGENDA ITEM REQUEST FORM

---

**MEETING DATE:** May 14, 2020

**AGENDA PLACEMENT:**

- PUBLIC HEARING
- RECOGNITION
- UNFINISHED BUSINESS
- CONSENT
- INDIVIDUAL
- CLOSED

**CAPTION:**

Proclamation by Mayor Thomas A. Schoolcraft recognizing the City of Helotes Fire / EMS Department in observance of National EMS Week occurring May 17 - May 23, 2020.

**EXECUTIVE SUMMARY:**

In 1974, President Gerald Ford authorized EMS Week to celebrate EMS practitioners and the important work they do in our nation's communities.

This year marks the 46th annual National EMS Week. The EMS Week theme for 2020 is "*Ready Today. Preparing for Tomorrow*". Those words reflect what individual EMS professionals and organizations do every day as they respond to calls for help at any time and in any place.

Issuing a Proclamation for EMS Week reminds the community about the vital role of EMS and honors the dedication of those who provide the day-to-day lifesaving services of medicine's "front line."

**ATTACHMENTS:**

Attachment A – Proclamation

**PREPARED BY:** Scott Moreland, Fire Chief

**DATE SUBMITTED:** April 27, 2020

OFFICE OF THE MAYOR  
HELOTES, TEXAS

# Proclamation

*National EMS Week*  
*"Ready Today. Preparing for Tomorrow"*

*Whereas, emergency medical services are a vital public service; and the members of our emergency medical services teams are ready to provide lifesaving care to those in need 24 hours a day, 7 days a week, 365 days a year; and*

*Whereas, access to quality emergency care dramatically improves the survival and recovery rate of those who experience sudden illness or injury; and*

*Whereas, the emergency medical services system consists of first responders, emergency medical technicians, paramedics, emergency medical dispatchers, firefighters, police officers, educators, administrators, pre-hospital nurses, emergency nurses, emergency physicians, trained members of the public, and other out of hospital medical care providers; and*

*Whereas, it is appropriate to recognize our highly trained emergency medical services team members Captain/EMT Jack Quipp, Captain/Paramedic Garrett Daugherty, Captain/Paramedic Carl Hudson, Engineer/Paramedics Rowdy Johnson, A.J. Fribourg, Jeff Dauer, Firefighter/Paramedics Derek Smith, John Sobczyk, Jessica Maronne, Nathan Allen, Vincent Rowell, John Burtram, and Firefighter/EMT's Jennifer Harris and Quinton Rose.*

*Now, Therefore, I, Thomas A. Schoolcraft, on behalf of the members of City Council, and by the virtue of the authority vested in me as Mayor of the City of Helotes, Texas, do hereby proclaim the week of May 17 – 23, 2020 as National Emergency Medical Services Week in the City of Helotes and commend and recognize our EMS personnel for their dedicated service to our community.*

*In witness whereof, I have hereunto set my hand and caused this seal to be affixed.*

---

*Thomas A. Schoolcraft, Mayor*  
*May 14, 2020*

MINUTES  
REGULAR MEETING  
HELOTES CITY COUNCIL

The City of Helotes City Council met for a regular meeting Thursday, April 23, 2020 at 7:00 p.m. in the City Hall Council Chamber, 12951 Bandera Road, Helotes, Texas. This was an open meeting, subject to the open meeting laws of the State of Texas.

Present: Thomas A. Schoolcraft, Mayor  
Alex Blue, Mayor Pro Tem  
Alan Holmes  
Bert Buys  
Cynthia Massey  
Paul Friedrichs (Via Teleconference)

Staff Present: Marian Mendoza, City Administrator  
Celina Perez, City Secretary

**1. Call to Order.**

Mayor Schoolcraft called the meeting to order at 7:00 p.m. Due to COVID-19, a few things would be done differently. The 10 people maximum is being adhered to, physical distancing is being maintained, and Council Member Friedrichs is joining the meeting via teleconference.

Mayor Pro Tem Blue led the invocation. Mayor Schoolcraft led the pledge to the U.S. flag and the Texas flag.

**PUBLIC HEARING:**

**2. Public Hearing to give all interested persons the right to appear and be heard on an Ordinance of the City Council of the City of Helotes, Texas continuing a curfew for minors under seventeen (17) years of age and over ten (10) years of age; providing for a triennial review of the Ordinance; and adopting an effective date.**

Mayor Schoolcraft opened the public hearing at 7:10 pm. No residents signed up to speak. Mayor Schoolcraft closed the public hearing at 7:11 pm.

**OPEN SESSION:**

**3. Citizens to be Heard (via teleconference).**

Jeff Felty expressed concerns on the cancellation of the Spring 2020 brush pick up and requested that the City Council direct C6 to resume brush pick up for Spring 2020 or issue a credit on the residents account.

CONSENT AGENDA (ITEM NOS. 4 - 5): All items marked with an asterisk (\*\*) on the consent agenda were voted on by one motion. Motion was made by Council Member Buys, second by Council Member Holmes, to approve items 4 through 5 on the consent agenda. Motion to approve carried unanimously.

- 4.\*\* Approval of the minutes of the Regular Meeting dated April 9, 2020. (Staff)**
- 5.\*\* Approval of the Quarterly Investment Reports for the City of Helotes and the City of Helotes Economic Development Corporation (EDC) for the quarter ending March 2020. (Staff)**

ITEMS FOR INDIVIDUAL CONSIDERATION:

- 6. Presentation by Armstrong, Vaughan, & Associates, P.C. and discussion of and action on the Fiscal Year Ending (FYE) 2019 Comprehensive Annual Financial Report (CAFR) for the City of Helotes and the City of Helotes Economic Development Corporation. (Auditor via teleconference)**

Kim Roach, presented a financial report summary on the audit for the fiscal year ended September 30, 2019. Kim reported on required audit communications and provided financial data on the general fund balance. The City received an unmodified opinion, which is the best opinion an audit can receive. An unmodified opinion states that the financial statements are presented fairly and in conformity with the Governmental Accounting Standards Board (GASB). The audit report can be viewed on the City website or in person at City Hall.

Motion was made by Council Member Buys, second by Mayor Pro Tem Blue, to accept the Fiscal Year Ending (FYE) 2019 Comprehensive Annual Financial Report (CAFR) for the City of Helotes and the City of Helotes Economic Development Corporation as presented.

Motion to approve carried unanimously.

- 7. Discussion of and action on an Ordinance of the City Council of the City of Helotes, Texas continuing a curfew for minors under seventeen (17) years of age and over ten (10) years of age; providing for a triennial review of the Ordinance; and adopting an effective date. (Staff)**

Motion was made by Council Member Massey, second by Council Member Buys, to discuss and act on this item as written.

Motion to approve carried: 4 Ayes – Council Member Holmes, Mayor Pro Tem Blue, Council Member Buys, and Council Member Massey; 1 Nay – Council Member Friedrichs.

8. **Discussion of and action on a Resolution of the City Council of the City of Helotes, Texas approving the terms of an Agreement between the City of Helotes and RX Technology for the provision of information technology services; and authorizing the City Administrator to all necessary steps to implement the provisions of this Resolution. (Staff)**

Motion was made by Council Member Buys, second by Council Member Friedrichs, to discuss and act on this item as written.

Motion to approve carried unanimously.

### **Adjourn**

With no more business to come before Council, Mayor Schoolcraft adjourned the meeting at 7:52 p.m.

ATTEST:

\_\_\_\_\_  
Thomas A. Schoolcraft, Mayor

\_\_\_\_\_  
Celina Perez, City Secretary

CITY OF HELOTES  
REVENUE & EXPENSE REPORT - UNAUDITED  
AS OF: MAY 31ST, 2020

7

01 -GENERAL FUND  
FINANCIAL SUMMARY

|   | CURRENT<br>BUDGET            | CURRENT<br>PERIOD        | YEAR TO DATE<br>ACTUAL     | BUDGET<br>BALANCE          | % OF<br>BUDGET      |
|---|------------------------------|--------------------------|----------------------------|----------------------------|---------------------|
| <u>REVENUE SUMMARY</u>                    |                              |                          |                            |                            |                     |
| PROPERTY TAXES                            | 3,210,265.16                 | 0.00                     | 2,744,672.84               | 465,592.32                 | 85.50               |
| NON-PROPERTY TAXES                        | 2,985,138.00                 | 0.00                     | 1,807,397.18               | 1,177,740.82               | 60.55               |
| FRANCHISE TAXES                           | 746,183.79                   | 0.00                     | 377,411.11                 | 368,772.68                 | 50.58               |
| LICENSES & FEES                           | 512,818.04                   | 6,179.30                 | 172,322.89                 | 340,495.15                 | 33.60               |
| MUNICIPAL COURT FINES                     | 570,612.35                   | 0.00                     | 326,906.95                 | 243,705.40                 | 57.29               |
| MISCELLANEOUS REVENUE                     | 219,109.45 (                 | 6,179.30)                | 227,317.28 (               | 8,207.83)                  | 103.75              |
| FIRE DEPARTMENT REVENUE                   | 130,199.41 (                 | 1,070.66)                | 89,650.98                  | 40,548.43                  | 68.86               |
| DESIGNATED REVENUES                       | <u>32,515.13</u>             | <u>0.00</u>              | <u>16,443.90</u>           | <u>16,071.23</u>           | <u>50.57</u>        |
| <b>TOTAL REVENUES</b>                     | <b><u>8,406,841.33 (</u></b> | <b><u>1,070.66)</u></b>  | <b><u>5,762,123.13</u></b> | <b><u>2,644,718.20</u></b> | <b><u>68.54</u></b> |
| <u>EXPENDITURE SUMMARY</u>                |                              |                          |                            |                            |                     |
| CITY COUNCIL                              | 4,528.00                     | 0.00                     | 1,042.77                   | 3,485.23                   | 23.03               |
| ADMINISTRATION                            | 2,463,319.48                 | 21,501.08                | 1,459,161.34               | 1,004,158.14               | 59.24               |
| DISPATCH                                  | 525,423.26                   | 18,493.20                | 321,605.13                 | 203,818.13                 | 61.21               |
| CITY SECRETARY                            | 94,364.26                    | 2,577.07                 | 51,275.66                  | 43,088.60                  | 54.34               |
| MUNICIPAL COURT                           | 525,158.66                   | 8,715.17                 | 363,997.66                 | 161,161.00                 | 69.31               |
| HUMAN RESOURCES                           | 155,035.74                   | 3,231.13                 | 79,291.86                  | 75,743.88                  | 51.14               |
| DEVELOPMENT SERVICES                      | 132,177.02                   | 4,539.38                 | 75,739.64                  | 56,437.38                  | 57.30               |
| ANIMAL CONTROL PUB WKS                    | 455,472.17                   | 12,834.69                | 246,983.36                 | 208,488.81                 | 54.23               |
| BUILDING & GROUNDS                        | 461,971.02                   | 1,789.28                 | 167,938.70                 | 294,032.32                 | 36.35               |
| POLICE DEPARTMENT                         | 1,812,183.41                 | 76,543.24                | 1,108,875.15               | 703,308.26                 | 61.19               |
| FIRE DEPARTMENT                           | 1,281,351.49                 | 56,328.59                | 802,081.06                 | 479,270.43                 | 62.60               |
| EMS                                       | <u>404,130.64</u>            | <u>8,947.78</u>          | <u>268,975.22</u>          | <u>135,155.42</u>          | <u>66.56</u>        |
| <b>TOTAL EXPENDITURES</b>                 | <b><u>8,315,115.15</u></b>   | <b><u>215,500.61</u></b> | <b><u>4,946,967.55</u></b> | <b><u>3,368,147.60</u></b> | <b><u>59.49</u></b> |
| <b>REVENUES OVER/(UNDER) EXPENDITURES</b> | <b>91,726.18 (</b>           | <b>216,571.27)</b>       | <b>815,155.58 (</b>        | <b>723,429.40)</b>         | <b>888.68</b>       |

CITY OF HELOTES  
REVENUE & EXPENSE REPORT - UNAUDITED  
AS OF: MAY 31ST, 2020

01 -GENERAL FUND  
REVENUES

|                                    | CURRENT<br>BUDGET | CURRENT<br>PERIOD | YEAR TO DATE<br>ACTUAL | BUDGET<br>BALANCE | % OF<br>BUDGET |
|------------------------------------|-------------------|-------------------|------------------------|-------------------|----------------|
| <b>PROPERTY TAXES</b>              |                   |                   |                        |                   |                |
| 400-3110 AD VALOREM                | 3,199,197.16      | 0.00              | 2,739,912.15           | 459,285.01        | 85.64          |
| 400-3120 DELINQUENT                | <u>11,068.00</u>  | <u>0.00</u>       | <u>4,760.69</u>        | <u>6,307.31</u>   | <u>43.01</u>   |
| TOTAL PROPERTY TAXES               | 3,210,265.16      | 0.00              | 2,744,672.84           | 465,592.32        | 85.50          |
| <b>NON-PROPERTY TAXES</b>          |                   |                   |                        |                   |                |
| 401-3140 SALES                     | 2,940,467.00      | 0.00              | 1,775,228.63           | 1,165,238.37      | 60.37          |
| 401-3150 MIXED BEVERAGE            | 43,923.00         | 0.00              | 30,536.39              | 13,386.61         | 69.52          |
| 401-3170 BINGO                     | <u>748.00</u>     | <u>0.00</u>       | <u>1,632.16</u>        | <u>( 884.16)</u>  | <u>218.20</u>  |
| TOTAL NON-PROPERTY TAXES           | 2,985,138.00      | 0.00              | 1,807,397.18           | 1,177,740.82      | 60.55          |
| <b>FRANCHISE TAXES</b>             |                   |                   |                        |                   |                |
| 402-3200 ELECTRIC                  | 393,155.00        | 0.00              | 222,079.57             | 171,075.43        | 56.49          |
| 402-3210 CABLE                     | 117,895.79        | 0.00              | 45,208.45              | 72,687.34         | 38.35          |
| 402-3220 SOLID WASTE               | 58,410.00         | 0.00              | 53,023.13              | 5,386.87          | 90.78          |
| 402-3230 NATURAL GAS               | 62,169.00         | 0.00              | 25,516.17              | 36,652.83         | 41.04          |
| 402-3240 TELECOMMUNICATIONS        | 20,720.00         | 0.00              | 10,562.72              | 10,157.28         | 50.98          |
| 402-3250 WATER SYSTEM              | 34,307.00         | 0.00              | 0.00                   | 34,307.00         | 0.00           |
| 402-3260 TELECOMMUNICATIONS TOWER  | 48,502.00         | 0.00              | 18,151.07              | 30,350.93         | 37.42          |
| 402-3270 TOWING FRANCHISE FEES     | <u>11,025.00</u>  | <u>0.00</u>       | <u>2,870.00</u>        | <u>8,155.00</u>   | <u>26.03</u>   |
| TOTAL FRANCHISE TAXES              | 746,183.79        | 0.00              | 377,411.11             | 368,772.68        | 50.58          |
| <b>LICENSES &amp; FEES</b>         |                   |                   |                        |                   |                |
| 404-3300 BUILDING PERMITS          | 297,821.29        | 6,179.30          | 113,411.59             | 184,409.70        | 38.08          |
| 404-3305 REINSPECTION FEES         | 82,328.01         | 0.00              | 21,245.40              | 61,082.61         | 25.81          |
| 404-3310 SIGN PERMITS              | 4,757.22          | 0.00              | 1,982.48               | 2,774.74          | 41.67          |
| 404-3320 CERT OF OCCUPANCY PERMITS | 3,100.67          | 0.00              | 2,282.10               | 818.57            | 73.60          |
| 404-3330 SUBCONTRACTOR PERMITS     | 5,458.85          | 0.00              | 3,604.50               | 1,854.35          | 66.03          |
| 404-3340 PLATTING FEES             | 34,125.72         | 0.00              | 4,768.94               | 29,356.78         | 13.97          |
| 404-3350 PLANNING & ZONING FEES    | 2,792.23          | 0.00              | 1,214.50               | 1,577.73          | 43.50          |
| 404-3370 ANIMAL CONTROL FEES       | 3,066.96          | 0.00              | 2,821.20               | 245.76            | 91.99          |
| 404-3380 FOOD LICENSES             | 32,251.63         | 0.00              | 13,141.88              | 19,109.75         | 40.75          |
| 404-3390 LIQUOR LICENSES           | 9,026.25          | 0.00              | 1,000.00               | 8,026.25          | 11.08          |
| 404-3440 ENCROACHMENT LICENSES     | 200.00            | 0.00              | 0.00                   | 200.00            | 0.00           |
| 404-3460 PEDDLER LICENSES          | 2,390.86          | 0.00              | 501.60                 | 1,889.26          | 20.98          |
| 404-3500 STREET CUT PERMITS        | 1,115.26          | 0.00              | 556.00                 | 559.26            | 49.85          |
| 404-3504 FEES IN LIEU - DETENTION  | 5,946.00          | 0.00              | 0.00                   | 5,946.00          | 0.00           |
| 404-3510 DRIVEWAY PERMITS          | 688.36            | 0.00              | 125.20                 | 563.16            | 18.19          |
| 404-3520 TREE REMOVAL PERMITS      | 22,545.20         | 0.00              | ( 17,807.60)           | 40,352.80         | 78.99-         |
| 404-3525 TREE MITIGATION FUND      | 0.00              | 0.00              | 19,920.00              | ( 19,920.00)      | 0.00           |
| 404-3530 FALSE ALARM FEES          | 1,084.62          | 0.00              | 1,500.00               | ( 415.38)         | 138.30         |
| 404-3540 OTHER PERMITS & FEES      | 790.49            | 0.00              | 250.80                 | 539.69            | 31.73          |
| 404-3570 FLOOD PLAIN DEV. PERMITS  | <u>3,328.42</u>   | <u>0.00</u>       | <u>1,804.30</u>        | <u>1,524.12</u>   | <u>54.21</u>   |
| TOTAL LICENSES & FEES              | 512,818.04        | 6,179.30          | 172,322.89             | 340,495.15        | 33.60          |



CITY OF HELOTES  
REVENUE & EXPENSE REPORT - UNAUDITED  
AS OF: MAY 31ST, 2020

01 -GENERAL FUND  
REVENUES

|                                    | CURRENT<br>BUDGET   | CURRENT<br>PERIOD  | YEAR TO DATE<br>ACTUAL | BUDGET<br>BALANCE   | % OF<br>BUDGET |
|------------------------------------|---------------------|--------------------|------------------------|---------------------|----------------|
| <u>MUNICIPAL COURT FINES</u>       |                     |                    |                        |                     |                |
| 405-1010 COURT FINES               | 400,610.06          | ( 8,198.00)        | 247,174.31             | 153,435.75          | 61.70          |
| 405-1020 WARRANT FINES             | 170,002.29          | 8,198.00           | 79,732.64              | 90,269.65           | 46.90          |
| TOTAL MUNICIPAL COURT FINES        | 570,612.35          | 0.00               | 326,906.95             | 243,705.40          | 57.29          |
| <u>MISCELLANEOUS REVENUE</u>       |                     |                    |                        |                     |                |
| 406-1010 INTEREST EARNED           | 76,776.00           | 0.00               | 18,839.24              | 57,936.76           | 24.54          |
| 406-1020 MISCELLANEOUS             | 14,796.00           | 0.00               | 18,342.34              | ( 3,546.34)         | 123.97         |
| 406-1021 TRANSFERS IN/OUT          | 0.00                | 0.00               | 112,958.27             | ( 112,958.27)       | 0.00           |
| 406-1025 CREDIT CARD FEES          | 0.00                | 0.00               | 870.96                 | ( 870.96)           | 0.00           |
| 406-1030 SALE OF SURPLUS ASSETS    | 100.00              | 0.00               | 0.00                   | 100.00              | 0.00           |
| 406-1040 MONEY FROM OTHER ENTITIES | 100.00              | 0.00               | 0.00                   | 100.00              | 0.00           |
| 406-1050 REIMBURSEMENT FROM EDC    | 5,400.00            | 0.00               | 15,000.00              | ( 9,600.00)         | 277.78         |
| 406-1080 DISPATCH FEES             | 5,004.00            | 0.00               | 3,753.00               | 1,251.00            | 75.00          |
| 406-1085 MARKETPLACE @ OTHSD       | 116,933.45          | ( 6,179.30)        | 57,553.47              | 59,379.98           | 49.22          |
| TOTAL MISCELLANEOUS REVENUE        | 219,109.45          | ( 6,179.30)        | 227,317.28             | ( 8,207.83)         | 103.75         |
| <u>FIRE DEPARTMENT REVENUE</u>     |                     |                    |                        |                     |                |
| 407-1050 FIRE DEPT SERVICE FEES    | 306.39              | 0.00               | 150.00                 | 156.39              | 48.96          |
| 407-1055 EMS SERVICE FEES          | 129,893.02          | ( 1,070.66)        | 89,500.98              | 40,392.04           | 68.90          |
| TOTAL FIRE DEPARTMENT REVENUE      | 130,199.41          | ( 1,070.66)        | 89,650.98              | 40,548.43           | 68.86          |
| <u>DESIGNATED REVENUES</u>         |                     |                    |                        |                     |                |
| 408-1060 IMPOUND FEES              | 32,515.13           | 0.00               | 16,443.90              | 16,071.23           | 50.57          |
| TOTAL DESIGNATED REVENUES          | 32,515.13           | 0.00               | 16,443.90              | 16,071.23           | 50.57          |
| <b>TOTAL REVENUES</b>              | <b>8,406,841.33</b> | <b>( 1,070.66)</b> | <b>5,762,123.13</b>    | <b>2,644,718.20</b> | <b>68.54</b>   |

CITY OF HELOTES  
 REVENUE & EXPENSE REPORT - UNAUDITED  
 AS OF: MAY 31ST, 2020

01 -GENERAL FUND  
 CITY COUNCIL  
 EXPENDITURES

|                                | CURRENT<br>BUDGET | CURRENT<br>PERIOD | YEAR TO DATE<br>ACTUAL | BUDGET<br>BALANCE | % OF<br>BUDGET |
|--------------------------------|-------------------|-------------------|------------------------|-------------------|----------------|
| <hr/>                          |                   |                   |                        |                   |                |
| <b>CONTRACTUAL SERVICES</b>    |                   |                   |                        |                   |                |
| 500-5203 SCHOOLS & SEMINARS    | 830.00            | 0.00              | 18.00                  | 812.00            | 2.17           |
| TOTAL CONTRACTUAL SERVICES     | 830.00            | 0.00              | 18.00                  | 812.00            | 2.17           |
| <hr/>                          |                   |                   |                        |                   |                |
| <b>COMMODITIES</b>             |                   |                   |                        |                   |                |
| 500-5326 EXPENSE REIMBURSEMENT | 1,898.00          | 0.00              | 298.90                 | 1,599.10          | 15.75          |
| 500-5328 UNIFORM ALLOWANCE     | 1,800.00          | 0.00              | 725.87                 | 1,074.13          | 40.33          |
| TOTAL COMMODITIES              | 3,698.00          | 0.00              | 1,024.77               | 2,673.23          | 27.71          |
| <hr/>                          |                   |                   |                        |                   |                |
| TOTAL CITY COUNCIL             | 4,528.00          | 0.00              | 1,042.77               | 3,485.23          | 23.03          |

CITY OF HELOTES  
REVENUE & EXPENSE REPORT - UNAUDITED  
AS OF: MAY 31ST, 2020

01 -GENERAL FUND  
ADMINISTRATION  
EXPENDITURES

|                                      | CURRENT<br>BUDGET | CURRENT<br>PERIOD | YEAR TO DATE<br>ACTUAL | BUDGET<br>BALANCE | % OF<br>BUDGET |
|--------------------------------------|-------------------|-------------------|------------------------|-------------------|----------------|
| <u>PERSONNEL</u>                     |                   |                   |                        |                   |                |
| 510-5101 SALARIES                    | 314,068.92        | 10,613.09         | 156,372.92             | 157,696.00        | 49.79          |
| 510-5102 OVERTIME                    | 1,806.00          | 0.00              | 408.29                 | 1,397.71          | 22.61          |
| 510-5103 SOCIAL SECURITY             | 24,471.50         | 761.64            | 11,578.02              | 12,893.48         | 47.31          |
| 510-5104 RETIREMENT                  | 22,804.02         | 795.13            | 10,474.96              | 12,329.06         | 45.93          |
| 510-5105 HEALTH INSURANCE            | 18,060.48         | 56.46             | 6,782.37               | 11,278.11         | 37.55          |
| 510-5107 WORKER'S COMPENSATION       | 67,918.00         | 0.00              | 67,918.00              | 0.00              | 100.00         |
| 510-5108 UNEMPLOYMENT                | 1,089.00          | 659.56            | 679.70                 | 409.30            | 62.42          |
| 510-5111 LONGEVITY PAY               | 3,540.00          | 0.00              | 1,970.00               | 1,570.00          | 55.65          |
| 510-5115 LIFE INSURANCE & DISABILITY | 3,584.52          | 0.00              | 1,857.18               | 1,727.34          | 51.81          |
| 510-5116 VISION & DENTAL INSURANCE   | 1,659.36          | 0.03              | 746.42                 | 912.94            | 44.98          |
| 510-5117 CELLULAR ALLOWANCE          | 1,680.00          | 0.00              | 758.51                 | 921.49            | 45.15          |
| TOTAL PERSONNEL                      | 460,681.80        | 12,885.85         | 259,546.37             | 201,135.43        | 56.34          |
| <u>CONTRACTUAL SERVICES</u>          |                   |                   |                        |                   |                |
| 510-5201 BANK FEES                   | 8,952.00          | 0.00              | 4,034.40               | 4,917.60          | 45.07          |
| 510-5202 MEMBERSHIPS & LICENSES      | 5,260.00          | 0.00              | 6,427.68               | 1,167.68          | 122.20         |
| 510-5203 SCHOOLS & SEMINARS          | 12,377.00         | 0.00              | 1,467.91               | 10,909.09         | 11.86          |
| 510-5204 ACCOUNTANT                  | 0.00              | 0.00              | 750.00                 | 750.00            | 0.00           |
| 510-5206 CITY ATTORNEY               | 39,669.82         | 0.00              | 19,778.05              | 19,891.77         | 49.86          |
| 510-5207 CITY AUDITOR                | 16,300.00         | 0.00              | 14,600.00              | 1,700.00          | 89.57          |
| 510-5208 BEKAR APPRAISAL DIST        | 14,420.00         | 0.00              | 8,858.00               | 5,562.00          | 61.43          |
| 510-5214 COMPUTER CONTRACTS          | 75,842.00         | 0.00              | 43,516.38              | 32,325.62         | 57.38          |
| 510-5229 CITY ENGINEER               | 29,617.09         | 8,615.23          | 15,152.15              | 14,464.94         | 51.16          |
| 510-5231 BUILDING OFFICIAL           | 156,987.27        | 0.00              | 57,510.00              | 99,477.27         | 36.63          |
| 510-5234 HEALTH INSPECTOR            | 15,600.00         | 0.00              | 6,500.00               | 9,100.00          | 41.67          |
| TOTAL CONTRACTUAL SERVICES           | 375,025.18        | 8,615.23          | 178,594.57             | 196,430.61        | 47.62          |
| <u>COMMODITIES</u>                   |                   |                   |                        |                   |                |
| 510-5301 OFFICE SUPPLIES             | 7,695.00          | 0.00              | 2,224.93               | 5,470.07          | 28.91          |
| 510-5302 OPERATING SUPPLIES          | 19,411.00         | 0.00              | 7,301.84               | 12,109.16         | 37.62          |
| 510-5305 TECHNOLOGY & EQUIPMENT      | 28,912.00         | 0.00              | 23,724.96              | 5,187.04          | 82.06          |
| 510-5323 POSTAGE & POSTAL EQUIPMENT  | 12,809.00         | 0.00              | 7,960.32               | 4,848.68          | 62.15          |
| 510-5324 UNIFORM ALLOWANCE           | 600.00            | 0.00              | 450.00                 | 150.00            | 75.00          |
| 510-5330 COPIERS & PRINTERS          | 26,395.00         | 0.00              | 14,802.60              | 11,592.40         | 56.08          |
| 510-5332 PRINTING & ADVERTISING      | 600.00            | 0.00              | 0.00                   | 600.00            | 0.00           |
| 510-5333 380 AGMT. EXPENSES          | 1,168,434.00      | 0.00              | 604,308.59             | 564,125.41        | 51.72          |
| 510-5334 TRANSFER OUT TO CAP. FUND   | 237,270.50        | 0.00              | 237,270.50             | 0.00              | 100.00         |
| TOTAL COMMODITIES                    | 1,502,126.50      | 0.00              | 898,043.74             | 604,082.76        | 59.78          |
| <u>LIABILITY/HAZARD/FIDELTY</u>      |                   |                   |                        |                   |                |
| 510-5401 INSURANCES                  | 125,486.00        | 0.00              | 122,976.66             | 2,509.34          | 98.00          |
| TOTAL LIABILITY/HAZARD/FIDELTY       | 125,486.00        | 0.00              | 122,976.66             | 2,509.34          | 98.00          |
| TOTAL ADMINISTRATION                 | 2,463,319.48      | 21,501.08         | 1,459,161.34           | 1,004,158.14      | 59.24          |

CITY OF HELOTES  
REVENUE & EXPENSE REPORT - UNAUDITED  
AS OF: MAY 31ST, 2020

01 -GENERAL FUND  
DISPATCH  
EXPENDITURES

|                                      | CURRENT<br>BUDGET | CURRENT<br>PERIOD | YEAR TO DATE<br>ACTUAL | BUDGET<br>BALANCE | % OF<br>BUDGET |
|--------------------------------------|-------------------|-------------------|------------------------|-------------------|----------------|
| <u>PERSONNEL</u>                     |                   |                   |                        |                   |                |
| 515-5101 SALARIES                    | 364,876.24        | 14,810.21         | 226,494.64             | 138,381.60        | 62.07          |
| 515-5102 OVERTIME                    | 3,977.00          | 9.99              | 1,868.11               | 2,108.89          | 46.97          |
| 515-5103 SOCIAL SECURITY             | 29,436.91         | 1,120.50          | 18,048.32              | 11,388.59         | 61.31          |
| 515-5104 RETIREMENT                  | 29,706.27         | 1,159.54          | 17,870.75              | 11,835.52         | 60.16          |
| 515-5105 HEALTH INSURANCE            | 40,636.08 (       | 85.04)            | 19,135.11              | 21,500.97         | 47.09          |
| 515-5106 PSYCH & DRUG TESTING        | 250.00            | 0.00              | 1,100.60 (             | 850.60)           | 440.24         |
| 515-5108 UNEMPLOYMENT                | 1,458.00          | 1,258.82          | 1,258.82               | 199.18            | 86.34          |
| 515-5111 LONGEVITY PAY               | 5,700.00          | 0.00              | 5,420.00               | 280.00            | 95.09          |
| 515-5112 CERTIFICATION PAY           | 7,200.00          | 219.26            | 3,923.60               | 3,276.40          | 54.49          |
| 515-5115 LIFE INSURANCE & DISABILITY | 4,717.20          | 0.00              | 2,934.71               | 1,782.49          | 62.21          |
| 515-5116 VISION & DENTAL INSURANCE   | 3,733.56 (        | 0.08)             | 1,866.78               | 1,866.78          | 50.00          |
| 515-5117 CELLULAR ALLOWANCE          | 3,780.00          | 0.00              | 2,730.00               | 1,050.00          | 72.22          |
| TOTAL PERSONNEL                      | 495,471.26        | 18,493.20         | 302,651.44             | 192,819.82        | 61.08          |
| <u>CONTRACTUAL SERVICES</u>          |                   |                   |                        |                   |                |
| 515-5200 COMMUNICATION EQUIPMENT     | 2,553.00          | 0.00              | 234.65                 | 2,318.35          | 9.19           |
| 515-5203 SCHOOLS & SEMINARS          | 4,551.00          | 0.00              | 2,202.01               | 2,348.99          | 48.39          |
| 515-5211 HARRIS RADIO AGREEMENT      | 2,888.00          | 0.00              | 0.00                   | 2,888.00          | 0.00           |
| 515-5212 FLEETMatics GPS             | 3,056.00          | 0.00              | 1,788.56               | 1,267.44          | 58.53          |
| TOTAL CONTRACTUAL SERVICES           | 13,048.00         | 0.00              | 4,225.22               | 8,822.78          | 32.38          |
| <u>COMMODITIES</u>                   |                   |                   |                        |                   |                |
| 515-5302 OPERATING SUPPLIES          | 1,500.00          | 0.00              | 1,066.43               | 433.57            | 71.10          |
| 515-5324 UNIFORM ALLOWANCE           | 3,240.00          | 0.00              | 3,210.00               | 30.00             | 99.07          |
| 515-5330 TECHNOLOGY & EQUIPMENT      | 12,164.00         | 0.00              | 10,452.04              | 1,711.96          | 85.93          |
| TOTAL COMMODITIES                    | 16,904.00         | 0.00              | 14,728.47              | 2,175.53          | 87.13          |
| <b>TOTAL DISPATCH</b>                | <b>525,423.26</b> | <b>18,493.20</b>  | <b>321,605.13</b>      | <b>203,818.13</b> | <b>61.21</b>   |

CITY OF HELOTES  
REVENUE & EXPENSE REPORT - UNAUDITED  
AS OF: MAY 31ST, 2020

01 -GENERAL FUND  
CITY SECRETARY  
EXPENDITURES

|                                      | CURRENT<br>BUDGET | CURRENT<br>PERIOD | YEAR TO DATE<br>ACTUAL | BUDGET<br>BALANCE | % OF<br>BUDGET |
|--------------------------------------|-------------------|-------------------|------------------------|-------------------|----------------|
| <b>PERSONNEL</b>                     |                   |                   |                        |                   |                |
| 520-5101 SALARIES                    | 54,087.58         | 2,068.60          | 32,835.48              | 21,252.10         | 60.71          |
| 520-5103 SOCIAL SECURITY             | 4,202.72          | 148.51            | 2,423.05               | 1,779.67          | 57.65          |
| 520-5104 RETIREMENT                  | 4,241.18          | 159.49            | 2,463.01               | 1,778.17          | 58.07          |
| 520-5105 HEALTH INSURANCE            | 4,515.12          | 56.48             | 2,630.25               | 1,884.87          | 58.25          |
| 520-5108 UNEMPLOYMENT                | 162.00            | 144.00            | 144.00                 | 18.00             | 88.89          |
| 520-5111 LONGEVITY PAY               | 280.00            | 0.00              | 280.00                 | 0.00              | 100.00         |
| 520-5115 LIFE INSURANCE & DISABILITY | 664.92            | 0.00              | 437.33                 | 227.59            | 65.77          |
| 520-5116 VISION & DENTAL INSURANCE   | 414.84            | 0.01              | 241.99                 | 172.85            | 58.33          |
| 520-5117 CELLULAR ALLOWANCE          | 420.00            | 0.00              | 315.00                 | 105.00            | 75.00          |
| <b>TOTAL PERSONNEL</b>               | <b>68,988.36</b>  | <b>2,577.07</b>   | <b>41,770.11</b>       | <b>27,218.25</b>  | <b>60.55</b>   |
| <b>CONTRACTUAL SERVICES</b>          |                   |                   |                        |                   |                |
| 520-5202 MEMBERSHIPS & LICENSES      | 145.00            | 0.00              | 145.00                 | 0.00              | 100.00         |
| 520-5203 SCHOOLS & SEMINARS          | 274.00            | 0.00              | 94.02                  | 179.98            | 34.31          |
| 520-5210 OTHER CONTRACTUAL SERVICES  | 5,693.00          | 0.00              | 5,342.45               | 350.55            | 93.84          |
| 520-5211 ELECTION OFFICIALS          | 11,493.90         | 0.00              | 0.00                   | 11,493.90         | 0.00           |
| 520-5216 CODIFICATION                | 1,825.00          | 0.00              | 692.00                 | 1,133.00          | 37.92          |
| <b>TOTAL CONTRACTUAL SERVICES</b>    | <b>19,430.90</b>  | <b>0.00</b>       | <b>6,273.47</b>        | <b>13,157.43</b>  | <b>32.29</b>   |
| <b>COMMODITIES</b>                   |                   |                   |                        |                   |                |
| 520-5324 UNIFORM ALLOWANCE           | 150.00            | 0.00              | 150.00                 | 0.00              | 100.00         |
| 520-5331 ADVERTISING                 | 5,795.00          | 0.00              | 3,082.08               | 2,712.92          | 53.19          |
| <b>TOTAL COMMODITIES</b>             | <b>5,945.00</b>   | <b>0.00</b>       | <b>3,232.08</b>        | <b>2,712.92</b>   | <b>54.37</b>   |
| <b>TOTAL CITY SECRETARY</b>          | <b>94,364.26</b>  | <b>2,577.07</b>   | <b>51,275.66</b>       | <b>43,088.60</b>  | <b>54.34</b>   |

CITY OF HELOTES  
REVENUE & EXPENSE REPORT - UNAUDITED  
AS OF: MAY 31ST, 2020

01 -GENERAL FUND  
MUNICIPAL COURT  
EXPENDITURES

|                                      | CURRENT<br>BUDGET | CURRENT<br>PERIOD | YEAR TO DATE<br>ACTUAL | BUDGET<br>BALANCE | % OF<br>BUDGET |
|--------------------------------------|-------------------|-------------------|------------------------|-------------------|----------------|
| <b>PERSONNEL</b>                     |                   |                   |                        |                   |                |
| 530-5101 SALARIES                    | 200,296.02        | 6,968.74          | 115,088.21             | 85,207.81         | 57.46          |
| 530-5102 OVERTIME                    | 710.00            | 0.00              | 493.99                 | 216.01            | 69.58          |
| 530-5103 SOCIAL SECURITY             | 15,956.07         | 535.63            | 9,343.22               | 6,612.85          | 58.56          |
| 530-5104 RETIREMENT                  | 14,629.09         | 540.85            | 8,600.30               | 6,028.79          | 58.79          |
| 530-5105 HEALTH INSURANCE            | 18,060.48         | 56.45             | 10,334.09              | 7,726.39          | 57.22          |
| 530-5108 UNEMPLOYMENT                | 972.00            | 567.38            | 572.21                 | 399.79            | 58.87          |
| 530-5111 LONGEVITY PAY               | 3,450.00          | 0.00              | 3,450.00               | 0.00              | 100.00         |
| 530-5112 CERTIFICATION PAY           | 900.00            | 46.16             | 669.32                 | 230.68            | 74.37          |
| 530-5115 LIFE INSURANCE & DISABILITY | 2,303.64          | 0.00              | 1,520.98               | 782.66            | 66.03          |
| 530-5116 VISION & DENTAL INSURANCE   | 1,659.36          | 0.04              | 967.96                 | 691.40            | 58.33          |
| 530-5117 CELLULAR ALLOWANCE          | 1,680.00          | 0.00              | 810.00                 | 870.00            | 48.21          |
| <b>TOTAL PERSONNEL</b>               | <b>260,616.66</b> | <b>8,715.17</b>   | <b>151,850.28</b>      | <b>108,766.38</b> | <b>58.27</b>   |
| <b>CONTRACTUAL SERVICES</b>          |                   |                   |                        |                   |                |
| 530-5200 COMMUNICATION EQUIPMENT     | 2,553.00          | 0.00              | 234.65                 | 2,318.35          | 9.19           |
| 530-5201 SUBSCRIPTIONS               | 197.00            | 0.00              | 375.00                 | 178.00            | 190.36         |
| 530-5203 SCHOOLS & SEMINARS          | 4,747.00          | 0.00              | 1,560.91               | 3,186.09          | 32.88          |
| 530-5219 MUNICIPAL COURT JUDGES      | 15,818.00         | 0.00              | 7,400.00               | 8,418.00          | 46.78          |
| 530-5221 PROSECUTOR                  | 29,359.00         | 0.00              | 17,735.71              | 11,623.29         | 60.41          |
| 530-5222 OPERATIONAL SUPPLIES        | 9,384.00          | 0.00              | 6,139.99               | 3,244.01          | 65.43          |
| 530-5224 SOFTWARE & HARDWARE         | 4,111.00          | 0.00              | 0.00                   | 4,111.00          | 0.00           |
| <b>TOTAL CONTRACTUAL SERVICES</b>    | <b>66,169.00</b>  | <b>0.00</b>       | <b>33,446.26</b>       | <b>32,722.74</b>  | <b>50.55</b>   |
| <b>COMMODITIES</b>                   |                   |                   |                        |                   |                |
| 530-5324 UNIFORM ALLOWANCE           | 2,250.00          | 0.00              | 1,815.00               | 435.00            | 80.67          |
| 530-5330 COURT FEES                  | 196,123.00        | 0.00              | 176,886.12             | 19,236.88         | 90.19          |
| <b>TOTAL COMMODITIES</b>             | <b>198,373.00</b> | <b>0.00</b>       | <b>178,701.12</b>      | <b>19,671.88</b>  | <b>90.08</b>   |
| <b>TOTAL MUNICIPAL COURT</b>         | <b>525,158.66</b> | <b>8,715.17</b>   | <b>363,997.66</b>      | <b>161,161.00</b> | <b>69.31</b>   |

CITY OF HELOTES  
REVENUE & EXPENSE REPORT - UNAUDITED  
AS OF: MAY 31ST, 2020

01 -GENERAL FUND  
HUMAN RESOURCES  
EXPENDITURES

|                                      | CURRENT<br>BUDGET | CURRENT<br>PERIOD | YEAR TO DATE<br>ACTUAL | BUDGET<br>BALANCE | % OF<br>BUDGET |
|--------------------------------------|-------------------|-------------------|------------------------|-------------------|----------------|
| <b>PERSONNEL</b>                     |                   |                   |                        |                   |                |
| 535-5101 SALARIES                    | 110,559.54        | 2,155.46          | 55,577.13              | 54,982.41         | 50.27          |
| 535-5103 SOCIAL SECURITY             | 8,814.29          | 163.60            | 4,583.45               | 4,230.84          | 52.00          |
| 535-5104 RETIREMENT                  | 8,894.95          | 166.18            | 4,343.53               | 4,551.42          | 48.83          |
| 535-5105 HEALTH INSURANCE            | 9,030.24          | 423.33            | 5,198.19               | 3,832.05          | 57.56          |
| 535-5108 UNEMPLOYMENT                | 324.00            | 288.00            | 288.00                 | 36.00             | 88.89          |
| 535-5111 LONGEVITY                   | 3,520.00          | 0.00              | 3,520.00               | 0.00              | 100.00         |
| 535-5115 LIFE INSURANCE & DISABILITY | 1,379.04          | 0.00              | 909.48                 | 469.56            | 65.95          |
| 535-5116 VISION & DENTAL INSURANCE   | 829.68            | 34.56             | 467.09                 | 362.59            | 56.30          |
| 535-5117 CELLULAR ALLOWANCE          | 840.00            | 0.00              | 525.00                 | 315.00            | 62.50          |
| TOTAL PERSONNEL                      | 144,191.74        | 3,231.13          | 75,411.87              | 68,779.87         | 52.30          |
| <b>CONTRACTUAL SERVICES</b>          |                   |                   |                        |                   |                |
| 535-5201 COBRA                       | 1,244.00          | 0.00              | 1,147.25               | 96.75             | 92.22          |
| 535-5202 TECHNOLOGY & EQUIPMENT      | 5,000.00          | 0.00              | 1,470.00               | 3,530.00          | 29.40          |
| 535-5203 SUBSCRIPTIONS               | 2,000.00          | 0.00              | 398.88                 | 1,601.12          | 19.94          |
| 535-5204 SCHOOLS & SEMINARS          | 1,500.00          | 0.00              | 498.82                 | 1,001.18          | 33.25          |
| TOTAL CONTRACTUAL SERVICES           | 9,744.00          | 0.00              | 3,514.95               | 6,229.05          | 36.07          |
| <b>COMMODITIES</b>                   |                   |                   |                        |                   |                |
| 535-5324 UNIFORM ALLOWANCE           | 300.00            | 0.00              | 225.00                 | 75.00             | 75.00          |
| 535-5325 EMPLOYEE RECOGNITION        | 800.00            | 0.00              | 140.04                 | 659.96            | 17.51          |
| TOTAL COMMODITIES                    | 1,100.00          | 0.00              | 365.04                 | 734.96            | 33.19          |
| <b>TOTAL HUMAN RESOURCES</b>         | <b>155,035.74</b> | <b>3,231.13</b>   | <b>79,291.86</b>       | <b>75,743.88</b>  | <b>51.14</b>   |

CITY OF HELOTES  
REVENUE & EXPENSE REPORT - UNAUDITED  
AS OF: MAY 31ST, 2020

01 -GENERAL FUND  
DEVELOPMENT SERVICES  
EXPENDITURES

|                                      | CURRENT<br>BUDGET | CURRENT<br>PERIOD | YEAR TO DATE<br>ACTUAL | BUDGET<br>BALANCE | % OF<br>BUDGET |
|--------------------------------------|-------------------|-------------------|------------------------|-------------------|----------------|
| <b>PERSONNEL</b>                     |                   |                   |                        |                   |                |
| 540-5101 SALARIES                    | 95,575.39         | 3,663.13          | 58,168.90              | 37,406.49         | 60.86          |
| 540-5102 OVERTIME                    | 213.00            | 0.00              | 176.62                 | 36.38             | 82.92          |
| 540-5103 SOCIAL SECURITY             | 7,628.99          | 280.99            | 4,733.55               | 2,895.44          | 62.05          |
| 540-5104 RETIREMENT                  | 7,698.80          | 284.20            | 4,543.12               | 3,155.68          | 59.01          |
| 540-5105 HEALTH INSURANCE            | 9,030.24          | ( 0.01)           | 2,567.95               | 6,462.29          | 28.44          |
| 540-5108 UNEMPLOYMENT                | 324.00            | 288.00            | 288.00                 | 36.00             | 88.89          |
| 540-5111 LONGEVITY PAY               | 2,410.00          | 0.00              | 2,410.00               | 0.00              | 100.00         |
| 540-5112 CERTIFICATION PAY           | 600.00            | 23.08             | 369.28                 | 230.72            | 61.55          |
| 540-5115 LIFE INSURANCE & DISABILITY | 1,192.92          | 0.00              | 789.34                 | 403.58            | 66.17          |
| 540-5116 VISION & DENTAL INSURANCE   | 829.68            | ( 0.01)           | 241.99                 | 587.69            | 29.17          |
| 540-5117 CELLULAR ALLOWANCE          | 840.00            | 0.00              | 630.00                 | 210.00            | 75.00          |
| <b>TOTAL PERSONNEL</b>               | <b>126,343.02</b> | <b>4,539.38</b>   | <b>74,918.75</b>       | <b>51,424.27</b>  | <b>59.30</b>   |
| <b>CONTRACTUAL SERVICES</b>          |                   |                   |                        |                   |                |
| 540-5203 SCHOOLS & SEMINARS          | 135.00            | 0.00              | 0.00                   | 135.00            | 0.00           |
| 540-5205 TECHNOLOGY & EQUIPMENT      | 5,399.00          | 0.00              | 520.89                 | 4,878.11          | 9.65           |
| <b>TOTAL CONTRACTUAL SERVICES</b>    | <b>5,534.00</b>   | <b>0.00</b>       | <b>520.89</b>          | <b>5,013.11</b>   | <b>9.41</b>    |
| <b>COMMODITIES</b>                   |                   |                   |                        |                   |                |
| 540-5324 UNIFORM ALLOWANCE           | 300.00            | 0.00              | 300.00                 | 0.00              | 100.00         |
| <b>TOTAL COMMODITIES</b>             | <b>300.00</b>     | <b>0.00</b>       | <b>300.00</b>          | <b>0.00</b>       | <b>100.00</b>  |
| <b>TOTAL DEVELOPMENT SERVICES</b>    | <b>132,177.02</b> | <b>4,539.38</b>   | <b>75,739.64</b>       | <b>56,437.38</b>  | <b>57.30</b>   |



CITY OF HELOTES  
REVENUE & EXPENSE REPORT - UNAUDITED  
AS OF: MAY 31ST, 2020

01 -GENERAL FUND  
ANIMAL CONTROL PUB WKS  
EXPENDITURES

|                                      | CURRENT<br>BUDGET | CURRENT<br>PERIOD | YEAR TO DATE<br>ACTUAL | BUDGET<br>BALANCE | % OF<br>BUDGET |
|--------------------------------------|-------------------|-------------------|------------------------|-------------------|----------------|
| <u>PERSONNEL</u>                     |                   |                   |                        |                   |                |
| 545-5101 SALARIES                    | 263,172.00        | 10,146.16         | 160,316.73             | 102,855.27        | 60.92          |
| 545-5102 OVERTIME                    | 8,286.00          | 0.00              | 2,835.65               | 5,450.35          | 34.22          |
| 545-5103 SOCIAL SECURITY             | 20,919.08         | 781.19            | 12,667.75              | 8,251.33          | 60.56          |
| 545-5104 RETIREMENT                  | 21,110.50         | 789.40            | 12,319.03              | 8,791.47          | 58.35          |
| 545-5105 HEALTH INSURANCE            | 31,605.84         | ( 85.07)          | 17,272.48              | 14,333.36         | 54.65          |
| 545-5108 UNEMPLOYMENT                | 1,134.00          | 904.09            | 904.09                 | 229.91            | 79.73          |
| 545-5111 LONGEVITY                   | 3,440.00          | 0.00              | 3,440.00               | 0.00              | 100.00         |
| 545-5112 CERTIFICATION PAY           | 1,800.00          | 92.32             | 1,407.88               | 392.12            | 78.22          |
| 545-5115 LIFE INSURANCE & DISABILITY | 3,472.92          | 0.00              | 2,320.99               | 1,151.93          | 66.83          |
| 545-5116 VISION & DENTAL INSURANCE   | 2,903.88          | ( 0.07)           | 1,693.93               | 1,209.95          | 58.33          |
| TOTAL PERSONNEL                      | 357,844.22        | 12,628.02         | 215,178.53             | 142,665.69        | 60.13          |
| <u>CONTRACTUAL SERVICES</u>          |                   |                   |                        |                   |                |
| 545-5200 COMMUNICATION EQUIPMENT     | 8,364.00          | 0.00              | 4,851.90               | 3,512.10          | 58.01          |
| 545-5202 MEMBERSHIPS & LICENSES      | 3,247.00          | 0.00              | 1,380.00               | 1,867.00          | 42.50          |
| 545-5203 SCHOOLS & SEMINARS          | 4,102.00          | 0.00              | 3,898.76               | 203.24            | 95.05          |
| 545-5228 ANIMAL CONTROL              | 8,961.00          | 0.00              | 3,718.65               | 5,242.35          | 41.50          |
| 545-5230 STREET IMPROVEMENTS         | 501.00            | 0.00              | 2,064.74               | ( 1,563.74)       | 412.12         |
| 545-5231 DRAINAGE IMPROVEMENTS       | 1,833.00          | 0.00              | 593.17                 | 1,239.83          | 32.36          |
| 545-5236 TRAFFIC SIGNAL MAINTENANCE  | 212.00            | 0.00              | 2,105.15               | ( 1,893.15)       | 993.00         |
| TOTAL CONTRACTUAL SERVICES           | 27,220.00         | 0.00              | 18,612.37              | 8,607.63          | 68.38          |
| <u>COMMODITIES</u>                   |                   |                   |                        |                   |                |
| 545-5306 MOTOR FUEL & LUBRICANTS     | 13,145.45         | 0.00              | 4,659.88               | 8,485.57          | 35.45          |
| 545-5324 UNIFORM ALLOWANCE           | 5,040.00          | 199.17            | 3,192.69               | 1,847.31          | 63.35          |
| TOTAL COMMODITIES                    | 18,185.45         | 199.17            | 7,852.57               | 10,332.88         | 43.18          |
| <u>CAPITAL OUTLAY</u>                |                   |                   |                        |                   |                |
| 545-5501 VEHICLES & EQUIPMENT        | 52,222.50         | 7.50              | 5,339.89               | 46,882.61         | 10.23          |
| TOTAL CAPITAL OUTLAY                 | 52,222.50         | 7.50              | 5,339.89               | 46,882.61         | 10.23          |
| TOTAL ANIMAL CONTROL PUB WKS         | 455,472.17        | 12,834.69         | 246,983.36             | 208,488.81        | 54.23          |

CITY OF HELOTES  
REVENUE & EXPENSE REPORT - UNAUDITED  
AS OF: MAY 31ST, 2020

01 -GENERAL FUND  
BUILDING & GROUNDS  
EXPENDITURES

|                                      | CURRENT<br>BUDGET | CURRENT<br>PERIOD | YEAR TO DATE<br>ACTUAL | BUDGET<br>BALANCE | % OF<br>BUDGET |
|--------------------------------------|-------------------|-------------------|------------------------|-------------------|----------------|
| <u>CONTRACTUAL SERVICES</u>          |                   |                   |                        |                   |                |
| 550-5210 OTHER CONTRACTUAL SERVICES  | 10,483.25         | 0.00              | 4,454.02               | 6,029.23          | 42.49          |
| 550-5231 COVID19 VIRUS               | 0.00              | 0.00              | 2,738.00               | 2,738.00          | 0.00           |
| 550-5237 WATER                       | 9,652.00          | 0.00              | 4,871.43               | 4,780.57          | 50.47          |
| 550-5238 GAS                         | 4,777.00          | 0.00              | 3,135.09               | 1,641.91          | 65.63          |
| 550-5239 ELECTRIC                    | 65,739.27         | 0.00              | 38,562.98              | 27,176.29         | 58.66          |
| 550-5240 TELEPHONE                   | 26,399.00         | 1,478.10          | 13,889.04              | 12,509.96         | 52.61          |
| 550-5241 BUILDING MAINTENANCE        | 84,273.50         | 236.07            | 34,711.57              | 49,561.93         | 41.19          |
| 550-5242 CITY CUSTODIAN              | 16,806.00         | 0.00              | 6,667.60               | 10,138.40         | 39.67          |
| 550-5243 GROUNDS MAINTENANCE         | 17,026.00         | 75.11             | 4,820.02               | 12,205.98         | 28.31          |
| 550-5244 LANDSCAPING SERVICES        | 5,202.00          | 0.00              | 1,443.61               | 3,758.39          | 27.75          |
| 550-5245 INTERNET & CABLE            | 6,647.00          | 0.00              | 4,006.44               | 2,640.56          | 60.27          |
| TOTAL CONTRACTUAL SERVICES           | 247,005.02        | 1,789.28          | 119,299.80             | 127,705.22        | 48.30          |
| <u>COMMODITIES</u>                   |                   |                   |                        |                   |                |
| 550-5302 OPERATING SUPPLIES          | 3,277.00          | 0.00              | 1,822.13               | 1,454.87          | 55.60          |
| TOTAL COMMODITIES                    | 3,277.00          | 0.00              | 1,822.13               | 1,454.87          | 55.60          |
| <u>CAPITAL OUTLAY</u>                |                   |                   |                        |                   |                |
| 550-5510 MISCELLANEOUS EXPENSES      | 40,000.00         | 0.00              | 0.00                   | 40,000.00         | 0.00           |
| 550-5520 PARKS & RECREATION          | 150,000.00        | 0.00              | 28,242.25              | 121,757.75        | 18.83          |
| 550-5521 HELOTES AREA COMMUNITY BAND | 5,000.00          | 0.00              | 3,654.27               | 1,345.73          | 73.09          |
| 550-5525 MARKETPLACE @ OTHSD         | 16,689.00         | 0.00              | 14,920.25              | 1,768.75          | 89.40          |
| TOTAL CAPITAL OUTLAY                 | 211,689.00        | 0.00              | 46,816.77              | 164,872.23        | 22.12          |
| TOTAL BUILDING & GROUNDS             | 461,971.02        | 1,789.28          | 167,938.70             | 294,032.32        | 36.35          |

CITY OF HELOTES  
REVENUE & EXPENSE REPORT - UNAUDITED  
AS OF: MAY 31ST, 2020

01 -GENERAL FUND  
POLICE DEPARTMENT  
EXPENDITURES

|                                      | CURRENT<br>BUDGET   | CURRENT<br>PERIOD | YEAR TO DATE<br>ACTUAL | BUDGET<br>BALANCE | % OF<br>BUDGET |
|--------------------------------------|---------------------|-------------------|------------------------|-------------------|----------------|
| <b>PERSONNEL</b>                     |                     |                   |                        |                   |                |
| 560-5101 SALARIES                    | 1,189,044.30        | 56,217.91         | 739,640.80             | 449,403.50        | 62.20          |
| 560-5102 OVERTIME                    | 28,331.00           | 2,649.99          | 32,582.25 (            | 4,251.25)         | 115.01         |
| 560-5103 SOCIAL SECURITY             | 95,985.64           | 4,452.76          | 61,967.33              | 34,018.31         | 64.56          |
| 560-5104 RETIREMENT                  | 95,032.76           | 4,577.71          | 60,458.52              | 34,574.24         | 63.62          |
| 560-5105 HEALTH INSURANCE            | 103,847.76          | 507.61            | 55,176.96              | 48,670.80         | 53.13          |
| 560-5108 UNEMPLOYMENT                | 4,050.00            | 3,318.45          | 3,344.71               | 705.29            | 82.59          |
| 560-5111 LONGEVITY PAY               | 29,670.00           | 0.00              | 25,730.00              | 3,940.00          | 86.72          |
| 560-5112 CERTIFICATION PAY           | 10,200.00           | 357.74            | 6,831.60               | 3,368.40          | 66.98          |
| 560-5115 LIFE INSURANCE & DISABILITY | 14,486.88           | 0.00              | 9,462.08               | 5,024.80          | 65.31          |
| 560-5116 VISION & DENTAL INSURANCE   | 9,541.32            | 73.57             | 5,397.55               | 4,143.77          | 56.57          |
| 560-5117 CELLULAR ALLOWANCE          | 9,660.00            | 105.00            | 7,140.00               | 2,520.00          | 73.91          |
| <b>TOTAL PERSONNEL</b>               | <b>1,589,849.66</b> | <b>72,260.74</b>  | <b>1,007,731.80</b>    | <b>582,117.86</b> | <b>63.39</b>   |
| <b>CONTRACTUAL SERVICES</b>          |                     |                   |                        |                   |                |
| 560-5200 COMMUNICATION EQUIPMENT     | 3,063.00            | 0.00              | 3,229.06 (             | 166.06)           | 105.42         |
| 560-5201 SUBSCRIPTIONS               | 144.00              | 0.00              | 0.00                   | 144.00            | 0.00           |
| 560-5210 OTHER CONTRACTUAL SERVICES  | 16,535.00           | 0.00              | 8,238.90               | 8,296.10          | 49.83          |
| 560-5250 IMPOUND FEES - WRECKER      | 7,570.00            | 4,200.00          | 4,200.00               | 3,370.00          | 55.48          |
| 560-5251 IMPOUND FEES - MISC         | 805.00              | 0.00              | 0.00                   | 805.00            | 0.00           |
| <b>TOTAL CONTRACTUAL SERVICES</b>    | <b>28,117.00</b>    | <b>4,200.00</b>   | <b>15,667.96</b>       | <b>12,449.04</b>  | <b>55.72</b>   |
| <b>COMMODITIES</b>                   |                     |                   |                        |                   |                |
| 560-5301 OFFICE SUPPLIES             | 3,885.00            | 0.00              | 1,467.12               | 2,417.88          | 37.76          |
| 560-5302 OPERATING SUPPLIES          | 7,974.00            | 0.00              | 2,776.80               | 5,197.20          | 34.82          |
| 560-5303 TECHNOLOGY & EQUIPMENT      | 104,327.00          | 0.00              | 42,421.39              | 61,905.61         | 40.66          |
| 560-5306 MOTOR FUEL & LUBRICANT      | 24,647.00           | 0.00              | 12,409.77              | 12,237.23         | 50.35          |
| 560-5310 AMMUNITION                  | 2,500.00            | 0.00              | 0.00                   | 2,500.00          | 0.00           |
| 560-5311 BULLET-PROOF VESTS          | 3,174.75            | 0.00              | 2,762.36               | 412.39            | 87.01          |
| 560-5318 VEHICLE MAINTENANCE         | 14,069.00           | 7.50              | 6,665.14               | 7,403.86          | 47.37          |
| 560-5324 UNIFORM ALLOWANCE           | 16,140.00           | 75.00             | 15,620.00              | 520.00            | 96.78          |
| 560-5326 SCHOOLS & SEMINARS          | 16,500.00           | 0.00              | 1,352.81               | 15,147.19         | 8.20           |
| 560-5332 PRINTING                    | 500.00              | 0.00              | 0.00                   | 500.00            | 0.00           |
| <b>TOTAL COMMODITIES</b>             | <b>193,716.75</b>   | <b>82.50</b>      | <b>85,475.39</b>       | <b>108,241.36</b> | <b>44.12</b>   |
| <b>CAPITAL OUTLAY</b>                |                     |                   |                        |                   |                |
| 560-5501 VEHICLE PURCHASES           | 0.00                | 0.00              | 0.00                   | 0.00              | 0.00           |
| 560-5502 FURNITURE & FIXTURES        | 500.00              | 0.00              | 0.00                   | 500.00            | 0.00           |
| <b>TOTAL CAPITAL OUTLAY</b>          | <b>500.00</b>       | <b>0.00</b>       | <b>0.00</b>            | <b>500.00</b>     | <b>0.00</b>    |
| <b>TOTAL POLICE DEPARTMENT</b>       | <b>1,812,183.41</b> | <b>76,543.24</b>  | <b>1,108,875.15</b>    | <b>703,308.26</b> | <b>61.19</b>   |

CITY OF HELOTES  
REVENUE & EXPENSE REPORT - UNAUDITED  
AS OF: MAY 31ST, 2020

01 -GENERAL FUND  
FIRE DEPARTMENT  
EXPENDITURES

|   | CURRENT<br>BUDGET   | CURRENT<br>PERIOD | YEAR TO DATE<br>ACTUAL | BUDGET<br>BALANCE | % OF<br>BUDGET |
|---|---------------------|-------------------|------------------------|-------------------|----------------|
| <b>PERSONNEL</b>                        |                     |                   |                        |                   |                |
| 580-5101 SALARIES                       | 853,924.80          | 37,725.30         | 522,371.22             | 331,553.58        | 61.17          |
| 580-5102 OVERTIME                       | 59,239.00           | 2,929.53          | 55,650.50              | 3,588.50          | 93.94          |
| 580-5103 SOCIAL SECURITY                | 67,761.01           | 3,055.18          | 45,466.81              | 22,294.20         | 67.10          |
| 580-5104 RETIREMENT                     | 62,572.51           | 2,902.38          | 40,712.09              | 21,860.42         | 65.06          |
| 580-5105 HEALTH INSURANCE               | 63,211.68           | 211.28            | 28,645.62              | 34,566.06         | 45.32          |
| 580-5108 UNEMPLOYMENT                   | 3,564.00            | 2,397.33          | 2,435.62               | 1,128.38          | 68.34          |
| 580-5110 PRE-EMPLOYMENT PHYSICALS       | 7,678.00            | 0.00              | 223.30                 | 7,454.70          | 2.91           |
| 580-5111 LONGEVITY                      | 10,710.00           | 0.00              | 9,060.00               | 1,650.00          | 84.59          |
| 580-5112 CERTIFICATION PAY              | 10,500.00           | 369.28            | 4,731.40               | 5,768.60          | 45.06          |
| 580-5115 LIFE INSURANCE & DISABILITY    | 9,586.56            | 0.00              | 5,796.21               | 3,790.35          | 60.46          |
| 580-5116 VISION & DENTAL INSURANCE      | 5,807.76            | 17.15             | 3,034.30               | 2,773.46          | 52.25          |
| 580-5117 CELLULAR ALLOWANCE             | 5,880.00            | 0.00              | 5,620.00               | 260.00            | 95.58          |
| TOTAL PERSONNEL                         | 1,160,435.32        | 49,607.43         | 723,747.07             | 436,688.25        | 62.37          |
| <b>CONTRACTUAL SERVICES</b>             |                     |                   |                        |                   |                |
| 580-5200 COMMUNICATION EQUIPMENT        | 1,417.00            | 0.00              | 855.19                 | 561.81            | 60.35          |
| 580-5201 SUBSCRIPTIONS                  | 2,379.00            | 0.00              | 1,832.95               | 546.05            | 77.05          |
| 580-5202 MEMBERSHIPS & LICENSES         | 2,551.00            | 0.00              | 3,101.00               | 550.00            | 121.56         |
| 580-5203 SCHOOLS & SEMINARS             | 13,188.00           | 0.00              | 7,896.61               | 5,291.39          | 59.88          |
| 580-5210 OTHER CONTRACTUAL SERVICES     | 11,969.00           | 6,721.16          | 8,621.78               | 3,347.22          | 72.03          |
| TOTAL CONTRACTUAL SERVICES              | 31,504.00           | 6,721.16          | 22,307.53              | 9,196.47          | 70.81          |
| <b>COMMODITIES</b>                      |                     |                   |                        |                   |                |
| 580-5301 OFFICE SUPPLIES                | 1,546.00            | 0.00              | 743.14                 | 802.86            | 48.07          |
| 580-5302 OPERATING SUPPLIES             | 10,117.00           | 0.00              | 4,615.79               | 5,501.21          | 45.62          |
| 580-5303 TECHNOLOGY & EQUIPMENT         | 2,329.62            | 0.00              | 4,413.00               | 2,083.38          | 189.43         |
| 580-5305 EQUIPT. PURCHASE / MAINTENANCE | 35,000.00           | 0.00              | 22,390.96              | 12,609.04         | 63.97          |
| 580-5306 MOTOR FUEL & LUBRICANT         | 8,094.55            | 0.00              | 1,716.29               | 6,378.26          | 21.20          |
| 580-5312 VEHICLES & RELATED EXP.        | 9,000.00            | 0.00              | 3,074.25               | 5,925.75          | 34.16          |
| 580-5322 VEHICLE MAINTENANCE            | 10,215.00           | 0.00              | 6,953.03               | 3,261.97          | 68.07          |
| 580-5324 UNIFORM ALLOWANCE              | 13,110.00           | 0.00              | 12,120.00              | 990.00            | 92.45          |
| TOTAL COMMODITIES                       | 89,412.17           | 0.00              | 56,026.46              | 33,385.71         | 62.66          |
| <b>TOTAL FIRE DEPARTMENT</b>            | <b>1,281,351.49</b> | <b>56,328.59</b>  | <b>802,081.06</b>      | <b>479,270.43</b> | <b>62.60</b>   |

CITY OF HELOTES  
 REVENUE & EXPENSE REPORT - UNAUDITED  
 AS OF: MAY 31ST, 2020

01 -GENERAL FUND  
 EMS  
 EXPENDITURES

|   | CURRENT<br>BUDGET   | CURRENT<br>PERIOD    | YEAR TO DATE<br>ACTUAL | BUDGET<br>BALANCE    | % OF<br>BUDGET |
|---|---------------------|----------------------|------------------------|----------------------|----------------|
| <b>PERSONNEL</b>                          |                     |                      |                        |                      |                |
| 585-5101 SALARIES                         | 180,254.78          | 6,092.57             | 143,951.84             | 36,302.94            | 79.86          |
| 585-5102 OVERTIME                         | 74,036.00           | 1,149.79             | 18,673.31              | 55,362.69            | 25.22          |
| 585-5103 SOCIAL SECURITY                  | 14,396.90           | 546.73               | 12,895.01              | 1,501.89             | 89.57          |
| 585-5104 RETIREMENT                       | 14,528.64           | 566.40               | 12,123.05              | 2,405.59             | 83.44          |
| 585-5105 HEALTH INSURANCE                 | 18,060.48           | 56.46                | 9,652.86               | 8,407.62             | 53.45          |
| 585-5108 UNEMPLOYMENT                     | 648.00              | 432.00               | 432.00                 | 216.00               | 66.67          |
| 585-5111 LONGEVITY                        | 680.00              | 0.00                 | 2,060.00               | ( 1,380.00)          | 302.94         |
| 585-5112 CERTIFICATION PAY                | 2,700.00            | 103.86               | 2,319.54               | 380.46               | 85.91          |
| 585-5115 LIFE INSURANCE & DISABILITY      | 2,259.48            | 0.00                 | 1,564.47               | 695.01               | 69.24          |
| 585-5116 VISION & DENTAL INSURANCE        | 1,659.36            | ( 0.03)              | 1,044.96               | 614.40               | 62.97          |
| 585-5117 CELLULAR ALLOWANCE               | 1,680.00            | 0.00                 | 1,305.00               | 375.00               | 77.68          |
| <b>TOTAL PERSONNEL</b>                    | <b>310,903.64</b>   | <b>8,947.78</b>      | <b>206,022.04</b>      | <b>104,881.60</b>    | <b>66.27</b>   |
| <b>CONTRACTUAL SERVICES</b>               |                     |                      |                        |                      |                |
| 585-5200 COMMUNICATION EQUIPMENT          | 2,953.00            | 0.00                 | 985.49                 | 1,967.51             | 33.37          |
| 585-5201 SUBSCRIPTIONS                    | 276.00              | 0.00                 | 0.00                   | 276.00               | 0.00           |
| 585-5202 MEMBERSHIPS & LICENSES           | 1,515.00            | 0.00                 | 0.00                   | 1,515.00             | 0.00           |
| 585-5203 SCHOOLS & SEMINARS               | 2,029.00            | 0.00                 | 966.21                 | 1,062.79             | 47.62          |
| 585-5210 OTHER CONTRACTUAL SERVICES       | 16,352.00           | 0.00                 | 12,082.67              | 4,269.33             | 73.89          |
| 585-5211 MEDICAL DIRECTION                | 16,391.00           | 0.00                 | 8,444.73               | 7,946.27             | 51.52          |
| <b>TOTAL CONTRACTUAL SERVICES</b>         | <b>39,516.00</b>    | <b>0.00</b>          | <b>22,479.10</b>       | <b>17,036.90</b>     | <b>56.89</b>   |
| <b>COMMODITIES</b>                        |                     |                      |                        |                      |                |
| 585-5302 OPERATING EXPENSES               | 1,285.00            | 0.00                 | 333.22                 | 951.78               | 25.93          |
| 585-5305 EQUIPT. PURCHASE & MAINTENANCE   | 16,943.00           | 0.00                 | 13,439.31              | 3,503.69             | 79.32          |
| 585-5306 MOTOR FUEL & LUBRICANTS          | 4,411.00            | 0.00                 | 1,465.16               | 2,945.84             | 33.22          |
| 585-5317 MEDICAL SUPPLIES                 | 26,044.00           | 0.00                 | 21,986.89              | 4,057.11             | 84.42          |
| 585-5322 VEHICLE MAINTENANCE              | 2,148.00            | 0.00                 | 9.50                   | 2,138.50             | 0.44           |
| 585-5324 UNIFORM ALLOWANCE                | 2,880.00            | 0.00                 | 3,240.00               | ( 360.00)            | 112.50         |
| <b>TOTAL COMMODITIES</b>                  | <b>53,711.00</b>    | <b>0.00</b>          | <b>40,474.08</b>       | <b>13,236.92</b>     | <b>75.36</b>   |
| <b>TOTAL EMS</b>                          | <b>404,130.64</b>   | <b>8,947.78</b>      | <b>268,975.22</b>      | <b>135,155.42</b>    | <b>66.56</b>   |
| <b>TOTAL EXPENDITURES</b>                 | <b>6,315,115.15</b> | <b>215,500.61</b>    | <b>4,946,967.55</b>    | <b>3,368,147.60</b>  | <b>59.49</b>   |
| <b>REVENUES OVER/(UNDER) EXPENDITURES</b> | <b>91,726.18</b>    | <b>( 216,571.27)</b> | <b>815,155.58</b>      | <b>( 723,429.40)</b> | <b>888.68</b>  |

\*\*\* END OF REPORT \*\*\*

CITY OF HELOTES  
 REVENUE & EXPENSE REPORT - UNAUDITED  
 AS OF: MAY 31ST, 2020

02 -DEBT SERVICE- BONDS  
 FINANCIAL SUMMARY

|                                    | CURRENT<br>BUDGET   | CURRENT<br>PERIOD | YEAR TO DATE<br>ACTUAL | BUDGET<br>BALANCE | % OF<br>BUDGET |
|------------------------------------|---------------------|-------------------|------------------------|-------------------|----------------|
| <u>REVENUE SUMMARY</u>             |                     |                   |                        |                   |                |
| PROPERTY TAXES                     | 827,492.41          | 0.00              | 926,359.69 (           | 98,867.28)        | 111.95         |
| FRANCHISE TAXES                    | 329,210.22          | 0.00              | 323,156.28             | 6,053.94          | 98.16          |
| MISCELLANEOUS REVENUE              | <u>2,003.98</u>     | <u>0.00</u>       | <u>1,305.00</u>        | <u>698.98</u>     | <u>65.12</u>   |
| TOTAL REVENUES                     | <u>1,158,706.61</u> | <u>0.00</u>       | <u>1,250,820.97 (</u>  | <u>92,114.36)</u> | <u>107.95</u>  |
| <u>EXPENDITURE SUMMARY</u>         |                     |                   |                        |                   |                |
| ADMINISTRATION                     | 500.00              | 0.00              | 0.00                   | 500.00            | 0.00           |
| DEVELOPMENT SERVICES               | <u>1,164,455.63</u> | <u>0.00</u>       | <u>1,004,172.88</u>    | <u>160,282.75</u> | <u>86.24</u>   |
| TOTAL EXPENDITURES                 | <u>1,164,955.63</u> | <u>0.00</u>       | <u>1,004,172.88</u>    | <u>160,782.75</u> | <u>86.20</u>   |
| REVENUES OVER/(UNDER) EXPENDITURES | ( 6,249.02)         | 0.00              | 246,648.09 (           | 252,897.11)       | 3,946.99-      |

CITY OF HELOTES  
REVENUE & EXPENSE REPORT - UNAUDITED  
AS OF: MAY 31ST, 2020

02 -DEBT SERVICE- BONDS  
REVENUES

|                                       | CURRENT<br>BUDGET   | CURRENT<br>PERIOD | YEAR TO DATE<br>ACTUAL | BUDGET<br>BALANCE | % OF<br>BUDGET |
|---------------------------------------|---------------------|-------------------|------------------------|-------------------|----------------|
| <u>PROPERTY TAXES</u>                 |                     |                   |                        |                   |                |
| 400-3140 DEBT SERVICE (INT & SINKING) | 827,492.41          | 0.00              | 926,359.69 (           | 98,867.28)        | 111.95         |
| TOTAL PROPERTY TAXES                  | 827,492.41          | 0.00              | 926,359.69 (           | 98,867.28)        | 111.95         |
| <u>FRANCHISE TAXES</u>                |                     |                   |                        |                   |                |
| 402-3270 EDC \$4M DEBT SERVICE        | 329,210.22          | 0.00              | 323,156.28             | 6,053.94          | 98.16          |
| TOTAL FRANCHISE TAXES                 | 329,210.22          | 0.00              | 323,156.28             | 6,053.94          | 98.16          |
| <u>MISCELLANEOUS REVENUE</u>          |                     |                   |                        |                   |                |
| 406-1010 INTEREST EARNED              | 2,003.98            | 0.00              | 1,305.00               | 698.98            | 65.12          |
| TOTAL MISCELLANEOUS REVENUE           | 2,003.98            | 0.00              | 1,305.00               | 698.98            | 65.12          |
| <b>TOTAL REVENUES</b>                 | <b>1,158,706.61</b> | <b>0.00</b>       | <b>1,250,820.97 (</b>  | <b>92,114.36)</b> | <b>107.95</b>  |

CITY OF HELOTES  
 REVENUE & EXPENSE REPORT - UNAUDITED  
 AS OF: MAY 31ST, 2020

02 -DEBT SERVICE- BONDS  
 ADMINISTRATION  
 EXPENDITURES

|                             | CURRENT<br>BUDGET | CURRENT<br>PERIOD | YEAR TO DATE<br>ACTUAL | BUDGET<br>BALANCE | % OF<br>BUDGET |
|-----------------------------|-------------------|-------------------|------------------------|-------------------|----------------|
| <hr/>                       |                   |                   |                        |                   |                |
| <u>CONTRACTUAL SERVICES</u> |                   |                   |                        |                   |                |
| 510-5200 BANK FEES          | 500.00            | 0.00              | 0.00                   | 500.00            | 0.00           |
| TOTAL CONTRACTUAL SERVICES  | 500.00            | 0.00              | 0.00                   | 500.00            | 0.00           |
| <hr/>                       |                   |                   |                        |                   |                |
| TOTAL ADMINISTRATION        | 500.00            | 0.00              | 0.00                   | 500.00            | 0.00           |



CITY OF HELOTES  
 REVENUE & EXPENSE REPORT - UNAUDITED  
 AS OF: MAY 31ST, 2020

02 -DEBT SERVICE- BONDS  
 DEVELOPMENT SERVICES  
 EXPENDITURES

|                                     | CURRENT<br>BUDGET | CURRENT<br>PERIOD | YEAR TO DATE<br>ACTUAL | BUDGET<br>BALANCE | % OF<br>BUDGET |
|-------------------------------------|-------------------|-------------------|------------------------|-------------------|----------------|
| <u>DEBT SERVICE</u>                 |                   |                   |                        |                   |                |
| 540-5602 PROCESSING FEES            | 9,753.00          | 0.00              | 175.00                 | 9,578.00          | 1.79           |
| TOTAL DEBT SERVICE                  | 9,753.00          | 0.00              | 175.00                 | 9,578.00          | 1.79           |
| <u>DEBT SERVICE</u>                 |                   |                   |                        |                   |                |
| 540-5800 PRINCIPAL BOND - 2007 CofO | 550,000.00        | 0.00              | 550,000.00             | 0.00              | 100.00         |
| 540-5801 INTEREST BOND - 2007 CofO  | 189,229.50        | 0.00              | 100,018.50             | 89,211.00         | 52.86          |
| 540-5804 LITIGATION EXPENSES        | 201,135.63        | 0.00              | 201,135.63             | 0.00              | 100.00         |
| TOTAL DEBT SERVICE                  | 940,365.13        | 0.00              | 851,154.13             | 89,211.00         | 90.51          |
| <u>DEBT SERVICE</u>                 |                   |                   |                        |                   |                |
| 540-5900 PRINCIPAL BOND - 2015 CofO | 90,000.00         | 0.00              | 90,000.00              | 0.00              | 100.00         |
| 540-5901 INTEREST BOND - 2015 CofO  | 124,337.50        | 0.00              | 62,843.75              | 61,493.75         | 50.54          |
| TOTAL DEBT SERVICE                  | 214,337.50        | 0.00              | 152,843.75             | 61,493.75         | 71.31          |
| <hr/>                               |                   |                   |                        |                   |                |
| TOTAL DEVELOPMENT SERVICES          | 1,164,455.63      | 0.00              | 1,004,172.88           | 160,282.75        | 86.24          |
| <hr/>                               |                   |                   |                        |                   |                |
| TOTAL EXPENDITURES                  | 1,164,955.63      | 0.00              | 1,004,172.88           | 160,782.75        | 86.20          |
| <hr/>                               |                   |                   |                        |                   |                |
| REVENUES OVER/(UNDER) EXPENDITURES  | ( 6,249.02)       | 0.00              | 246,648.09             | ( 252,897.11)     | 3,946.99-      |
| <hr/>                               |                   |                   |                        |                   |                |

\*\*\* END OF REPORT \*\*\*

CITY OF HELOTES  
REVENUE & EXPENSE REPORT - UNAUDITED  
AS OF: MAY 31ST, 2020

03 -CAPITAL REPLACEMENT  
FINANCIAL SUMMARY

|                                    | CURRENT<br>BUDGET | CURRENT<br>PERIOD | YEAR TO DATE<br>ACTUAL | BUDGET<br>BALANCE | % OF<br>BUDGET |
|------------------------------------|-------------------|-------------------|------------------------|-------------------|----------------|
| <u>REVENUE SUMMARY</u>             |                   |                   |                        |                   |                |
| MISCELLANEOUS REVENUE              | 249,947.91        | 0.00              | 138,227.03             | 111,720.88        | 55.30          |
| <b>TOTAL REVENUES</b>              | <b>249,947.91</b> | <b>0.00</b>       | <b>138,227.03</b>      | <b>111,720.88</b> | <b>55.30</b>   |
| <u>EXPENDITURE SUMMARY</u>         |                   |                   |                        |                   |                |
| ADMINISTRATION                     | 500.00            | 0.00              | 0.00                   | 500.00            | 0.00           |
| BUILDING & GROUNDS                 | 943,143.98        | 0.00              | 122,346.58             | 820,797.40        | 12.97          |
| <b>TOTAL EXPENDITURES</b>          | <b>943,643.98</b> | <b>0.00</b>       | <b>122,346.58</b>      | <b>821,297.40</b> | <b>12.97</b>   |
| REVENUES OVER/(UNDER) EXPENDITURES | ( 693,696.07)     | 0.00              | 15,880.45              | ( 709,576.52)     | 2.29-          |

CITY OF HELOTES  
 REVENUE & EXPENSE REPORT - UNAUDITED  
 AS OF: MAY 31ST, 2020

03 -CAPITAL REPLACEMENT  
 REVENUES

|                              | CURRENT<br>BUDGET | CURRENT<br>PERIOD | YEAR TO DATE<br>ACTUAL | BUDGET<br>BALANCE | % OF<br>BUDGET |
|------------------------------|-------------------|-------------------|------------------------|-------------------|----------------|
| <u>MISCELLANEOUS REVENUE</u> |                   |                   |                        |                   |                |
| 406-1010 INTEREST            | 12,676.91         | 0.00              | 5,424.23               | 7,252.68          | 42.79          |
| 406-1018 PD MISC REVENUES    | 0.00              | 0.00              | 1,350.00 (             | 1,350.00)         | 0.00           |
| 406-1019 FD MISC REVENUES    | 0.00              | 0.00 (            | 2,251.50)              | 2,251.50          | 0.00           |
| 406-1020 EDC MISC REVENUES   | 0.00              | 0.00              | 0.00                   | 0.00              | 0.00           |
| 406-1021 TRANSFERS IN/OUT    | 0.00              | 0.00 (            | 103,566.20)            | 103,566.20        | 0.00           |
| 406-1023 ADMIN MISC REVENUES | <u>237,271.00</u> | <u>0.00</u>       | <u>237,270.50</u>      | <u>0.50</u>       | <u>100.00</u>  |
| TOTAL MISCELLANEOUS REVENUE  | 249,947.91        | 0.00              | 138,227.03             | 111,720.88        | 55.30          |
| <hr/>                        |                   |                   |                        |                   |                |
| TOTAL REVENUES               | <u>249,947.91</u> | <u>0.00</u>       | <u>138,227.03</u>      | <u>111,720.88</u> | <u>55.30</u>   |

CITY OF HELOTES  
REVENUE & EXPENSE REPORT - UNAUDITED  
AS OF: MAY 31ST, 2020

03 -CAPITAL REPLACEMENT  
ADMINISTRATION  
EXPENDITURES

|                             | CURRENT<br>BUDGET | CURRENT<br>PERIOD | YEAR TO DATE<br>ACTUAL | BUDGET<br>BALANCE | % OF<br>BUDGET |
|-----------------------------|-------------------|-------------------|------------------------|-------------------|----------------|
| <hr/>                       |                   |                   |                        |                   |                |
| <u>CONTRACTUAL SERVICES</u> |                   |                   |                        |                   |                |
| 510-5200 BANK CHARGES       | 500.00            | 0.00              | 0.00                   | 500.00            | 0.00           |
| TOTAL CONTRACTUAL SERVICES  | 500.00            | 0.00              | 0.00                   | 500.00            | 0.00           |
| <hr/>                       |                   |                   |                        |                   |                |
| TOTAL ADMINISTRATION        | 500.00            | 0.00              | 0.00                   | 500.00            | 0.00           |

CITY OF HELOTES  
 REVENUE & EXPENSE REPORT - UNAUDITED  
 AS OF: MAY 31ST, 2020

03 -CAPITAL REPLACEMENT  
 BUILDING & GROUNDS  
 EXPENDITURES

|                                    | CURRENT<br>BUDGET | CURRENT<br>PERIOD | YEAR TO DATE<br>ACTUAL | BUDGET<br>BALANCE | % OF<br>BUDGET |
|------------------------------------|-------------------|-------------------|------------------------|-------------------|----------------|
| <u>CAPITAL OUTLAY</u>              |                   |                   |                        |                   |                |
| 550-5501 FIRE DEPT PURCHASES       | 2,251.50          | 0.00              | 4,210.70 (             | 1,959.20)         | 187.02         |
| 550-5509 EDC PURCHASES             | 7,880.40          | 0.00              | 7,804.88               | 75.52             | 99.04          |
| 550-5510 POLICE DEPT PURCHASES     | 8,640.08          | 0.00              | 0.00                   | 8,640.08          | 0.00           |
| 550-5512 ADMINISTRATION PURCHASES  | 687,101.00        | 0.00              | 0.00                   | 687,101.00        | 0.00           |
| 550-5514 VEHICLE PURCHASES         | 237,271.00        | 0.00              | 110,331.00             | 126,940.00        | 46.50          |
| TOTAL CAPITAL OUTLAY               | 943,143.98        | 0.00              | 122,346.58             | 820,797.40        | 12.97          |
| <hr/>                              |                   |                   |                        |                   |                |
| TOTAL-BUILDING & GROUNDS           | 943,143.98        | 0.00              | 122,346.58             | 820,797.40        | 12.97          |
| <hr/>                              |                   |                   |                        |                   |                |
| TOTAL EXPENDITURES                 | 943,643.98        | 0.00              | 122,346.58             | 821,297.40        | 12.97          |
| <hr/>                              |                   |                   |                        |                   |                |
| REVENUES OVER/(UNDER) EXPENDITURES | ( 693,696.07)     | 0.00              | 15,880.45 (            | 709,576.52)       | 2.29-          |
| <hr/>                              |                   |                   |                        |                   |                |
| *** END OF REPORT ***              |                   |                   |                        |                   |                |
| REVENUES OVER/(UNDER) EXPENDITURES | 0.00              | 0.00              | 0.00                   | 0.00              | 0.00           |
| <hr/>                              |                   |                   |                        |                   |                |
| *** END OF REPORT ***              |                   |                   |                        |                   |                |

CITY OF HELOTES  
 REVENUE & EXPENSE REPORT - UNAUDITED  
 AS OF: MAY 31ST, 2020

05 -ECONOMIC DEVELOPMENT CORP  
 FINANCIAL SUMMARY

|                                    | CURRENT<br>BUDGET   | CURRENT<br>PERIOD | YEAR TO DATE<br>ACTUAL | BUDGET<br>BALANCE | % OF<br>BUDGET |
|------------------------------------|---------------------|-------------------|------------------------|-------------------|----------------|
| <u>REVENUE SUMMARY</u>             |                     |                   |                        |                   |                |
| NON-PROPERTY TAXES                 | 1,475,766.64        | 0.00              | 894,485.11             | 581,281.53        | 60.61          |
| MISCELLANEOUS REVENUE              | <u>21,315.10</u>    | <u>0.00</u>       | <u>11,778.34</u>       | <u>9,536.76</u>   | <u>55.26</u>   |
| TOTAL REVENUES                     | <u>1,497,081.74</u> | <u>0.00</u>       | <u>906,263.45</u>      | <u>590,818.29</u> | <u>60.54</u>   |
| <u>EXPENDITURE SUMMARY</u>         |                     |                   |                        |                   |                |
| ADMINISTRATION                     | <u>1,244,126.50</u> | <u>3,307.38</u>   | <u>750,610.59</u>      | <u>493,515.91</u> | <u>60.33</u>   |
| TOTAL EXPENDITURES                 | <u>1,244,126.50</u> | <u>3,307.38</u>   | <u>750,610.59</u>      | <u>493,515.91</u> | <u>60.33</u>   |
| REVENUES OVER/(UNDER) EXPENDITURES | 252,955.24          | ( 3,307.38)       | 155,652.86             | 97,302.38         | 61.53          |

CITY OF HELOTES  
REVENUE & EXPENSE REPORT - UNAUDITED  
AS OF: MAY 31ST, 2020

05 -ECONOMIC DEVELOPMENT CORP  
REVENUES

|                              | CURRENT<br>BUDGET          | CURRENT<br>PERIOD  | YEAR TO DATE<br>ACTUAL   | BUDGET<br>BALANCE        | % OF<br>BUDGET      |
|------------------------------|----------------------------|--------------------|--------------------------|--------------------------|---------------------|
| <u>NON-PROPERTY TAXES</u>    |                            |                    |                          |                          |                     |
| 401-3140 SALES TAX           | 1,465,951.64               | 0.00               | 887,614.28               | 578,337.36               | 60.55               |
| 401-3150 MIXED BEVERAGE      | <u>9,815.00</u>            | <u>0.00</u>        | <u>6,870.83</u>          | <u>2,944.17</u>          | <u>70.00</u>        |
| TOTAL NON-PROPERTY TAXES     | 1,475,766.64               | 0.00               | 894,485.11               | 581,281.53               | 60.61               |
| <u>MISCELLANEOUS REVENUE</u> |                            |                    |                          |                          |                     |
| 406-1010 INTEREST            | 21,315.10                  | 0.00               | 11,778.34                | 9,536.76                 | 55.26               |
| 406-1060 TRANSFERS IN/OUT    | <u>0.00</u>                | <u>0.00</u>        | <u>0.00</u>              | <u>0.00</u>              | <u>0.00</u>         |
| TOTAL MISCELLANEOUS REVENUE  | 21,315.10                  | 0.00               | 11,778.34                | 9,536.76                 | 55.26               |
| <b>TOTAL REVENUES</b>        | <u><u>1,497,081.74</u></u> | <u><u>0.00</u></u> | <u><u>906,263.45</u></u> | <u><u>590,818.29</u></u> | <u><u>60.54</u></u> |

CITY OF HELOTES  
 REVENUE & EXPENSE REPORT - UNAUDITED  
 AS OF: MAY 31ST, 2020

05 -ECONOMIC DEVELOPMENT CORP  
 ADMINISTRATION  
 EXPENDITURES

|  | CURRENT<br>BUDGET | CURRENT<br>PERIOD | YEAR TO DATE<br>ACTUAL | BUDGET<br>BALANCE | % OF<br>BUDGET |
|--|-------------------|-------------------|------------------------|-------------------|----------------|
| <b>PERSONNEL</b>                           |                   |                   |                        |                   |                |
| 510-5101 SALARIES                          | 72,544.50         | 2,742.20          | 43,500.89              | 29,043.61         | 59.96          |
| 510-5111 LONGEVITY                         | 1,220.00          | 0.00              | 1,220.00               | 0.00              | 100.00         |
| 510-5113 BENEFITS                          | 18,266.42         | 565.18            | 10,223.01              | 8,043.41          | 55.97          |
| TOTAL PERSONNEL                            | 92,030.92         | 3,307.38          | 54,943.90              | 37,087.02         | 59.70          |
| <b>CONTRACTUAL SERVICES</b>                |                   |                   |                        |                   |                |
| 510-5201 MEMBERSHIPS, DUES & LICENSES      | 16,000.00         | 0.00              | 11,377.80              | 4,622.20          | 71.11          |
| 510-5202 AUDIT FEES                        | 3,200.00          | 0.00              | 3,300.00               | 100.00            | 103.13         |
| 510-5203 SCHOOLS, SEMINARS, CONFERENCES    | 3,000.00          | 0.00              | 0.00                   | 3,000.00          | 0.00           |
| 510-5204 INTL. CONF. SHOPPING CENTERS      | 8,915.93          | 0.00              | 1,928.04               | 6,987.89          | 21.62          |
| 510-5205 BANK FEES                         | 500.00            | 0.00              | 0.00                   | 500.00            | 0.00           |
| 510-5206 LEGAL FEES / MDD CREATION         | 5,000.00          | 0.00              | 340.00                 | 4,660.00          | 6.80           |
| 510-5208 CONC. DESIGN & LAND USE PLANS     | 15,000.00         | 0.00              | 0.00                   | 15,000.00         | 0.00           |
| 510-5210 WORKSHOPS & PROMOTIONS            | 3,000.00          | 0.00              | 0.00                   | 3,000.00          | 0.00           |
| 510-5211 MARKETING / TOURISM               | 35,000.00         | 0.00              | 12,266.51              | 22,733.49         | 35.05          |
| 510-5212 WEBSITE DEV. & MAINTENANCE        | 9,790.83          | 0.00              | 5,712.15               | 4,078.68          | 58.34          |
| 510-5214 MANAGED SVCS. AGREEMENT           | 5,400.00          | 0.00              | 15,000.00              | 9,600.00          | 277.78         |
| 510-5215 DEBT SERVICE                      | 329,210.22        | 0.00              | 329,210.22             | 0.00              | 100.00         |
| 510-5224 OFFICE RENTAL                     | 10,800.00         | 0.00              | 6,100.00               | 4,700.00          | 56.48          |
| 510-5225 OTBSD PARKING LOT LEASE           | 5,520.00          | 0.00              | 2,800.00               | 2,720.00          | 50.72          |
| 510-5227 CAPACITY / GAP ANALYSES           | 15,000.00         | 0.00              | 0.00                   | 15,000.00         | 0.00           |
| 510-5228 VISITOR CENTER                    | 50,000.00         | 0.00              | 0.00                   | 50,000.00         | 0.00           |
| 510-5229 GATEWAY SIGNAGE                   | 50,000.00         | 0.00              | 0.00                   | 50,000.00         | 0.00           |
| TOTAL CONTRACTUAL SERVICES                 | 565,336.98        | 0.00              | 388,034.72             | 177,302.26        | 68.64          |
| <b>COMMODITIES</b>                         |                   |                   |                        |                   |                |
| 510-5301 OFFICE SUPPLIES                   | 3,000.00          | 0.00              | 222.04                 | 2,777.96          | 7.40           |
| 510-5302 OPERATIONAL EXPENSES              | 14,361.70         | 0.00              | 4,985.46               | 9,376.24          | 34.71          |
| 510-5305 COMMUNICATION EQUIPMENT           | 1,231.63          | 0.00              | 650.79                 | 580.84            | 52.84          |
| 510-5326 EXPENSE REIMBURSEMENT             | 183.27            | 0.00              | 82.23                  | 101.04            | 44.87          |
| 510-5333 380 AGREEMENT REIMBURSEMENTS      | 567,982.00        | 0.00              | 301,691.45             | 266,290.55        | 53.12          |
| TOTAL COMMODITIES                          | 586,758.60        | 0.00              | 307,631.97             | 279,126.63        | 52.43          |
| <b>TOTAL ADMINISTRATION</b>                |                   |                   |                        |                   |                |
|  | 1,244,126.50      | 3,307.38          | 750,610.59             | 493,515.91        | 60.33          |
| <b>TOTAL EXPENDITURES</b>                  |                   |                   |                        |                   |                |
|  | 1,244,126.50      | 3,307.38          | 750,610.59             | 493,515.91        | 60.33          |
| <b>REVENUES OVER/ (UNDER) EXPENDITURES</b> |                   |                   |                        |                   |                |
|  | 252,955.24        | ( 3,307.38)       | 155,652.86             | 97,302.38         | 61.53          |

\*\*\* END OF REPORT \*\*\*



CITY OF HELOTES  
REVENUE & EXPENSE REPORT - UNAUDITED  
AS OF: MAY 31ST, 2020

06 -MUNICIPAL COURT SECURITY  
FINANCIAL SUMMARY

|                                    | CURRENT<br>BUDGET | CURRENT<br>PERIOD | YEAR TO DATE<br>ACTUAL | BUDGET<br>BALANCE | % OF<br>BUDGET |
|------------------------------------|-------------------|-------------------|------------------------|-------------------|----------------|
| <u>REVENUE SUMMARY</u>             |                   |                   |                        |                   |                |
| MISCELLANEOUS REVENUE              | <u>8,049.18</u>   | <u>0.00</u>       | <u>6,670.01</u>        | <u>1,379.17</u>   | <u>82.87</u>   |
| TOTAL REVENUES                     | <u>8,049.18</u>   | <u>0.00</u>       | <u>6,670.01</u>        | <u>1,379.17</u>   | <u>82.87</u>   |
| <u>EXPENDITURE SUMMARY</u>         |                   |                   |                        |                   |                |
| ADMINISTRATION                     | <u>5,765.00</u>   | <u>0.00</u>       | <u>4,026.93</u>        | <u>1,738.07</u>   | <u>69.85</u>   |
| TOTAL EXPENDITURES                 | <u>5,765.00</u>   | <u>0.00</u>       | <u>4,026.93</u>        | <u>1,738.07</u>   | <u>69.85</u>   |
| REVENUES OVER/(UNDER) EXPENDITURES | 2,284.18          | 0.00              | 2,643.08 (             | 358.90)           | 115.71         |

CITY OF HELOTES  
 REVENUE & EXPENSE REPORT - UNAUDITED  
 AS OF: MAY 31ST, 2020

06 -MUNICIPAL COURT SECURITY  
 REVENUES

|                              | CURRENT<br>BUDGET | CURRENT<br>PERIOD | YEAR TO DATE<br>ACTUAL | BUDGET<br>BALANCE | % OF<br>BUDGET |
|------------------------------|-------------------|-------------------|------------------------|-------------------|----------------|
| <hr/>                        |                   |                   |                        |                   |                |
| <u>MISCELLANEOUS REVENUE</u> |                   |                   |                        |                   |                |
| 406-1010 INTEREST            | 14.18             | 0.00              | 1.26                   | 12.92             | 8.89           |
| 406-1080 DEDICATED REVENUE   | <u>8,035.00</u>   | <u>0.00</u>       | <u>6,668.75</u>        | <u>1,366.25</u>   | <u>83.00</u>   |
| TOTAL MISCELLANEOUS REVENUE  | <u>8,049.18</u>   | <u>0.00</u>       | <u>6,670.01</u>        | <u>1,379.17</u>   | <u>82.87</u>   |
| <hr/>                        |                   |                   |                        |                   |                |
| TOTAL REVENUES               | <u>8,049.18</u>   | <u>0.00</u>       | <u>6,670.01</u>        | <u>1,379.17</u>   | <u>82.87</u>   |

CITY OF HELOTES  
 REVENUE & EXPENSE REPORT - UNAUDITED  
 AS OF: MAY 31ST, 2020

06 -MUNICIPAL COURT SECURITY  
 ADMINISTRATION  
 EXPENDITURES

|                                    | CURRENT<br>BUDGET | CURRENT<br>PERIOD | YEAR TO DATE<br>ACTUAL | BUDGET<br>BALANCE | % OF<br>BUDGET |
|------------------------------------|-------------------|-------------------|------------------------|-------------------|----------------|
| <hr/>                              |                   |                   |                        |                   |                |
| <u>CONTRACTUAL SERVICES</u>        |                   |                   |                        |                   |                |
| 510-5200 BANK FEES                 | 250.00            | 0.00              | 0.00                   | 250.00            | 0.00           |
| TOTAL CONTRACTUAL SERVICES         | 250.00            | 0.00              | 0.00                   | 250.00            | 0.00           |
| <u>CAPITAL OUTLAY</u>              |                   |                   |                        |                   |                |
| 510-5501 OTHER EXPENDITURES        | 5,515.00          | 0.00              | 0.00                   | 5,515.00          | 0.00           |
| 510-5502 TRANSFER TO GENERAL FUND  | 0.00              | 0.00              | 4,026.93               | (4,026.93)        | 0.00           |
| TOTAL CAPITAL OUTLAY               | 5,515.00          | 0.00              | 4,026.93               | 1,488.07          | 73.02          |
| <hr/>                              |                   |                   |                        |                   |                |
| TOTAL ADMINISTRATION               | 5,765.00          | 0.00              | 4,026.93               | 1,738.07          | 69.85          |
| <hr/>                              |                   |                   |                        |                   |                |
| TOTAL EXPENDITURES                 | 5,765.00          | 0.00              | 4,026.93               | 1,738.07          | 69.85          |
| <hr/>                              |                   |                   |                        |                   |                |
| REVENUES OVER/(UNDER) EXPENDITURES | 2,284.18          | 0.00              | 2,643.08               | (358.90)          | 115.71         |
| <hr/>                              |                   |                   |                        |                   |                |

\*\*\* END OF REPORT \*\*\*

CITY OF HELOTES  
 REVENUE & EXPENSE REPORT - UNAUDITED  
 AS OF: MAY 31ST, 2020

07 -MUNICIPAL CRT TECHNOLOGY  
 FINANCIAL SUMMARY

|                                    | CURRENT<br>BUDGET       | CURRENT<br>PERIOD  | YEAR TO DATE<br>ACTUAL | BUDGET<br>BALANCE       | % OF<br>BUDGET      |
|------------------------------------|-------------------------|--------------------|------------------------|-------------------------|---------------------|
| <u>REVENUE SUMMARY</u>             |                         |                    |                        |                         |                     |
| NON-PROPERTY TAXES                 | 10,716.00               | 0.00               | 5,353.46               | 5,362.54                | 49.96               |
| MISCELLANEOUS REVENUE              | <u>236.73</u>           | <u>0.00</u>        | <u>91.33</u>           | <u>145.40</u>           | <u>38.58</u>        |
| <b>TOTAL REVENUES</b>              | <b><u>10,952.73</u></b> | <b><u>0.00</u></b> | <b><u>5,444.79</u></b> | <b><u>5,507.94</u></b>  | <b><u>49.71</u></b> |
| <u>EXPENDITURE SUMMARY</u>         |                         |                    |                        |                         |                     |
| ADMINISTRATION                     | <u>14,784.00</u>        | <u>0.00</u>        | <u>4,488.80</u>        | <u>10,295.20</u>        | <u>30.36</u>        |
| <b>TOTAL EXPENDITURES</b>          | <b><u>14,784.00</u></b> | <b><u>0.00</u></b> | <b><u>4,488.80</u></b> | <b><u>10,295.20</u></b> | <b><u>30.36</u></b> |
| REVENUES OVER/(UNDER) EXPENDITURES | ( 3,831.27)             | 0.00               | 955.99                 | ( 4,787.26)             | 24.95-              |

CITY OF HELOTES  
 REVENUE & EXPENSE REPORT - UNAUDITED  
 AS OF: MAY 31ST, 2020

07 -MUNICIPAL CRT TECHNOLOGY  
 REVENUES

|                              | CURRENT<br>BUDGET | CURRENT<br>PERIOD | YEAR TO DATE<br>ACTUAL | BUDGET<br>BALANCE | % OF<br>BUDGET |
|------------------------------|-------------------|-------------------|------------------------|-------------------|----------------|
| <hr/>                        |                   |                   |                        |                   |                |
| <u>NON-PROPERTY TAXES</u>    |                   |                   |                        |                   |                |
| 401-3140 DEDICATED REVENUES  | 10,716.00         | 0.00              | 5,353.46               | 5,362.54          | 49.96          |
| TOTAL NON-PROPERTY TAXES     | 10,716.00         | 0.00              | 5,353.46               | 5,362.54          | 49.96          |
| <u>MISCELLANEOUS REVENUE</u> |                   |                   |                        |                   |                |
| 406-1010 INTEREST            | 236.73            | 0.00              | 91.33                  | 145.40            | 38.58          |
| TOTAL MISCELLANEOUS REVENUE  | 236.73            | 0.00              | 91.33                  | 145.40            | 38.58          |
| <hr/>                        |                   |                   |                        |                   |                |
| TOTAL REVENUES               | 10,952.73         | 0.00              | 5,444.79               | 5,507.94          | 49.71          |

CITY OF HELOTES  
 REVENUE & EXPENSE REPORT - UNAUDITED  
 AS OF: MAY 31ST, 2020

07 -MUNICIPAL CRT TECHNOLOGY  
 ADMINISTRATION  
 EXPENDITURES

|                                    | CURRENT<br>BUDGET | CURRENT<br>PERIOD | YEAR TO DATE<br>ACTUAL | BUDGET<br>BALANCE | % OF<br>BUDGET |
|------------------------------------|-------------------|-------------------|------------------------|-------------------|----------------|
| <u>CONTRACTUAL SERVICES</u>        |                   |                   |                        |                   |                |
| 510-5200 BANK FEES                 | 250.00            | 0.00              | 0.00                   | 250.00            | 0.00           |
| TOTAL CONTRACTUAL SERVICES         | 250.00            | 0.00              | 0.00                   | 250.00            | 0.00           |
| <u>CAPITAL OUTLAY</u>              |                   |                   |                        |                   |                |
| 510-5501 OTHER EXPENDITURES        | 14,534.00         | 0.00              | 4,488.80               | 10,045.20         | 30.88          |
| TOTAL CAPITAL OUTLAY               | 14,534.00         | 0.00              | 4,488.80               | 10,045.20         | 30.88          |
| <hr/>                              |                   |                   |                        |                   |                |
| TOTAL ADMINISTRATION               | 14,784.00         | 0.00              | 4,488.80               | 10,295.20         | 30.36          |
| <hr/>                              |                   |                   |                        |                   |                |
| TOTAL EXPENDITURES                 | 14,784.00         | 0.00              | 4,488.80               | 10,295.20         | 30.36          |
| <hr/>                              |                   |                   |                        |                   |                |
| REVENUES OVER/(UNDER) EXPENDITURES | ( 3,831.27)       | 0.00              | 955.99                 | ( 4,787.26)       | 24.95-         |
| <hr/>                              |                   |                   |                        |                   |                |

\*\*\* END OF REPORT \*\*\*

CITY OF HELOTES  
 REVENUE & EXPENSE REPORT - UNAUDITED  
 AS OF: MAY 31ST, 2020

08 -POLICE TRAINING  
 FINANCIAL SUMMARY

|                                    | CURRENT<br>BUDGET | CURRENT<br>PERIOD | YEAR TO DATE<br>ACTUAL | BUDGET<br>BALANCE | % OF<br>BUDGET |
|------------------------------------|-------------------|-------------------|------------------------|-------------------|----------------|
| <u>REVENUE SUMMARY</u>             |                   |                   |                        |                   |                |
| MISCELLANEOUS REVENUE              | <u>2,577.09</u>   | <u>0.00</u>       | <u>2,375.83</u>        | <u>201.26</u>     | <u>92.19</u>   |
| TOTAL REVENUES                     | <u>2,577.09</u>   | <u>0.00</u>       | <u>2,375.83</u>        | <u>201.26</u>     | <u>92.19</u>   |
| <u>EXPENDITURE SUMMARY</u>         |                   |                   |                        |                   |                |
| ADMINISTRATION                     | <u>5,820.00</u>   | <u>0.00</u>       | <u>2,250.00</u>        | <u>3,570.00</u>   | <u>38.66</u>   |
| TOTAL EXPENDITURES                 | <u>5,820.00</u>   | <u>0.00</u>       | <u>2,250.00</u>        | <u>3,570.00</u>   | <u>38.66</u>   |
| REVENUES OVER/(UNDER) EXPENDITURES | ( 3,242.91)       | 0.00              | 125.83                 | ( 3,368.74)       | 3.88-          |

CITY OF HELOTES  
REVENUE & EXPENSE REPORT - UNAUDITED  
AS OF: MAY 31ST, 2020

08 -POLICE TRAINING  
REVENUES

|                              | CURRENT<br>BUDGET | CURRENT<br>PERIOD | YEAR TO DATE<br>ACTUAL | BUDGET<br>BALANCE | % OF<br>BUDGET |
|------------------------------|-------------------|-------------------|------------------------|-------------------|----------------|
| <hr/>                        |                   |                   |                        |                   |                |
| <u>MISCELLANEOUS REVENUE</u> |                   |                   |                        |                   |                |
| 406-1010 INTEREST            | 109.09            | 0.00              | 22.15                  | 86.94             | 20.30          |
| 406-1015 DEDICATED REVENUE   | <u>2,468.00</u>   | <u>0.00</u>       | <u>2,353.68</u>        | <u>114.32</u>     | <u>95.37</u>   |
| TOTAL MISCELLANEOUS REVENUE  | <u>2,577.09</u>   | <u>0.00</u>       | <u>2,375.83</u>        | <u>201.26</u>     | <u>92.19</u>   |
| <hr/>                        |                   |                   |                        |                   |                |
| TOTAL REVENUES               | <u>2,577.09</u>   | <u>0.00</u>       | <u>2,375.83</u>        | <u>201.26</u>     | <u>92.19</u>   |



CITY OF HELOTES  
REVENUE & EXPENSE REPORT - UNAUDITED  
AS OF: MAY 31ST, 2020

08 -POLICE TRAINING  
ADMINISTRATION  
EXPENDITURES

|                                     | CURRENT<br>BUDGET | CURRENT<br>PERIOD | YEAR TO DATE<br>ACTUAL | BUDGET<br>BALANCE | % OF<br>BUDGET |
|-------------------------------------|-------------------|-------------------|------------------------|-------------------|----------------|
| <hr/>                               |                   |                   |                        |                   |                |
| <u>PERSONNEL</u>                    |                   |                   |                        |                   |                |
| 510-5101 TRAINING                   | 5,570.00          | 0.00              | 2,250.00               | 3,320.00          | 40.39          |
| TOTAL PERSONNEL                     | 5,570.00          | 0.00              | 2,250.00               | 3,320.00          | 40.39          |
| <hr/>                               |                   |                   |                        |                   |                |
| <u>CONTRACTUAL SERVICES</u>         |                   |                   |                        |                   |                |
| 510-5200 BANK FEES                  | 250.00            | 0.00              | 0.00                   | 250.00            | 0.00           |
| TOTAL CONTRACTUAL SERVICES          | 250.00            | 0.00              | 0.00                   | 250.00            | 0.00           |
| <hr/>                               |                   |                   |                        |                   |                |
| TOTAL ADMINISTRATION                | 5,820.00          | 0.00              | 2,250.00               | 3,570.00          | 38.66          |
| <hr/>                               |                   |                   |                        |                   |                |
| TOTAL EXPENDITURES                  | 5,820.00          | 0.00              | 2,250.00               | 3,570.00          | 38.66          |
| <hr/>                               |                   |                   |                        |                   |                |
| REVENUES OVER/ (UNDER) EXPENDITURES | ( 3,242.91)       | 0.00              | 125.83                 | ( 3,368.74)       | 3.88-          |
| <hr/>                               |                   |                   |                        |                   |                |

\*\*\* END OF REPORT \*\*\*

CITY OF HELOTES  
 REVENUE & EXPENSE REPORT - UNAUDITED  
 AS OF: MAY 31ST, 2020

09 -SCHOOL SAFETY  
 FINANCIAL SUMMARY

|                                     | CURRENT<br>BUDGET | CURRENT<br>PERIOD | YEAR TO DATE<br>ACTUAL | BUDGET<br>BALANCE  | % OF<br>BUDGET |
|-------------------------------------|-------------------|-------------------|------------------------|--------------------|----------------|
| <u>REVENUE SUMMARY</u>              |                   |                   |                        |                    |                |
| MISCELLANEOUS REVENUE               | <u>18,663.09</u>  | <u>0.00</u>       | <u>15,402.37</u>       | <u>3,260.72</u>    | <u>82.53</u>   |
| TOTAL REVENUES                      | <u>18,663.09</u>  | <u>0.00</u>       | <u>15,402.37</u>       | <u>3,260.72</u>    | <u>82.53</u>   |
| <u>EXPENDITURE SUMMARY</u>          |                   |                   |                        |                    |                |
| ADMINISTRATION                      | <u>23,782.00</u>  | <u>0.00</u>       | <u>26,444.76</u>       | <u>( 2,662.76)</u> | <u>111.20</u>  |
| TOTAL EXPENDITURES                  | <u>23,782.00</u>  | <u>0.00</u>       | <u>26,444.76</u>       | <u>( 2,662.76)</u> | <u>111.20</u>  |
| REVENUES OVER/ (UNDER) EXPENDITURES | ( 5,118.91)       | 0.00              | ( 11,042.39)           | 5,923.48           | 215.72         |

CITY OF HELOTES  
 REVENUE & EXPENSE REPORT - UNAUDITED  
 AS OF: MAY 31ST, 2020

09 -SCHOOL SAFETY  
 REVENUES

|                              | CURRENT<br>BUDGET | CURRENT<br>PERIOD | YEAR TO DATE<br>ACTUAL | BUDGET<br>BALANCE | % OF<br>BUDGET |
|------------------------------|-------------------|-------------------|------------------------|-------------------|----------------|
| <hr/>                        |                   |                   |                        |                   |                |
| <u>MISCELLANEOUS REVENUE</u> |                   |                   |                        |                   |                |
| 406-1000 DEDICATED REVENUES  | 18,062.00         | 0.00              | 15,242.91              | 2,819.09          | 84.39          |
| 406-1010 INTEREST            | <u>601.09</u>     | <u>0.00</u>       | <u>159.46</u>          | <u>441.63</u>     | <u>26.53</u>   |
| TOTAL MISCELLANEOUS REVENUE  | 18,663.09         | 0.00              | 15,402.37              | 3,260.72          | 82.53          |
| <hr/>                        |                   |                   |                        |                   |                |
| TOTAL REVENUES               | <u>18,663.09</u>  | <u>0.00</u>       | <u>15,402.37</u>       | <u>3,260.72</u>   | <u>82.53</u>   |

CITY OF HELOTES  
 REVENUE & EXPENSE REPORT - UNAUDITED  
 AS OF: MAY 31ST, 2020

09 -SCHOOL SAFETY  
 ADMINISTRATION  
 EXPENDITURES

|                                    | CURRENT<br>BUDGET | CURRENT<br>PERIOD | YEAR TO DATE<br>ACTUAL | BUDGET<br>BALANCE | % OF<br>BUDGET |
|------------------------------------|-------------------|-------------------|------------------------|-------------------|----------------|
| <hr/>                              |                   |                   |                        |                   |                |
| <u>PERSONNEL</u>                   |                   |                   |                        |                   |                |
| 510-5102 OTHER EXPENDITURES        | 23,532.00         | 0.00              | 26,444.76 (            | 2,912.76)         | 112.38         |
| TOTAL PERSONNEL                    | 23,532.00         | 0.00              | 26,444.76 (            | 2,912.76)         | 112.38         |
| <hr/>                              |                   |                   |                        |                   |                |
| <u>CONTRACTUAL SERVICES</u>        |                   |                   |                        |                   |                |
| 510-5200 BANK CHARGES              | 250.00            | 0.00              | 0.00                   | 250.00            | 0.00           |
| TOTAL CONTRACTUAL SERVICES         | 250.00            | 0.00              | 0.00                   | 250.00            | 0.00           |
| <hr/>                              |                   |                   |                        |                   |                |
| TOTAL ADMINISTRATION               | 23,782.00         | 0.00              | 26,444.76 (            | 2,662.76)         | 111.20         |
| <hr/>                              |                   |                   |                        |                   |                |
| TOTAL EXPENDITURES                 | 23,782.00         | 0.00              | 26,444.76 (            | 2,662.76)         | 111.20         |
| <hr/>                              |                   |                   |                        |                   |                |
| REVENUES OVER/(UNDER) EXPENDITURES | ( 5,118.91)       | 0.00              | ( 11,042.39)           | 5,923.48          | 215.72         |
| <hr/>                              |                   |                   |                        |                   |                |

\*\*\* END OF REPORT \*\*\*

CITY OF HELOTES  
 REVENUE & EXPENSE REPORT - UNAUDITED  
 AS OF: MAY 31ST, 2020

10 -PEG  
 FINANCIAL SUMMARY

|                                     | CURRENT<br>BUDGET | CURRENT<br>PERIOD | YEAR TO DATE<br>ACTUAL               | BUDGET<br>BALANCE | % OF<br>BUDGET |
|-------------------------------------|-------------------|-------------------|--------------------------------------|-------------------|----------------|
| <u>REVENUE SUMMARY</u>              |                   |                   |                                      |                   |                |
| MISCELLANEOUS REVENUE               | <u>25,122.62</u>  | <u>0.00</u>       | <u>28,977.42</u> ( <u>3,854.80</u> ) |                   | <u>115.34</u>  |
| TOTAL REVENUES                      | <u>25,122.62</u>  | <u>0.00</u>       | <u>28,977.42</u> ( <u>3,854.80</u> ) |                   | <u>115.34</u>  |
| <u>EXPENDITURE SUMMARY</u>          |                   |                   |                                      |                   |                |
| ADMINISTRATION                      | <u>98,818.00</u>  | <u>0.00</u>       | <u>3,951.62</u>                      | <u>94,866.38</u>  | <u>4.00</u>    |
| TOTAL EXPENDITURES                  | <u>98,818.00</u>  | <u>0.00</u>       | <u>3,951.62</u>                      | <u>94,866.38</u>  | <u>4.00</u>    |
| REVENUES OVER/ (UNDER) EXPENDITURES | ( 73,695.38)      | 0.00              | 25,025.80 ( 98,721.18)               |                   | 33.96-         |

CITY OF HELOTES  
 REVENUE & EXPENSE REPORT - UNAUDITED  
 AS OF: MAY 31ST, 2020

10 -PEG  
 REVENUES

|                              | CURRENT<br>BUDGET | CURRENT<br>PERIOD | YEAR TO DATE<br>ACTUAL | BUDGET<br>BALANCE | % OF<br>BUDGET |
|------------------------------|-------------------|-------------------|------------------------|-------------------|----------------|
| <hr/>                        |                   |                   |                        |                   |                |
| <u>MISCELLANEOUS REVENUE</u> |                   |                   |                        |                   |                |
| 406-1000 DEDICATED REVENUES  | 23,579.00         | 0.00              | 28,419.49 (            | 4,840.49)         | 120.53         |
| 406-1010 INTEREST            | <u>1,543.62</u>   | <u>0.00</u>       | <u>557.93</u>          | <u>985.69</u>     | <u>36.14</u>   |
| TOTAL MISCELLANEOUS REVENUE  | 25,122.62         | 0.00              | 28,977.42 (            | 3,854.80)         | 115.34         |
| <hr/>                        |                   |                   |                        |                   |                |
| TOTAL REVENUES               | 25,122.62         | 0.00              | 28,977.42 (            | 3,854.80)         | 115.34         |

CITY OF HELOTES  
 REVENUE & EXPENSE REPORT - UNAUDITED  
 AS OF: MAY 31ST, 2020

10 -PEG  
 ADMINISTRATION  
 EXPENDITURES

|                                     | CURRENT<br>BUDGET | CURRENT<br>PERIOD | YEAR TO DATE<br>ACTUAL | BUDGET<br>BALANCE | % OF<br>BUDGET |
|-------------------------------------|-------------------|-------------------|------------------------|-------------------|----------------|
| <b>GRANT EXPENSES</b>               |                   |                   |                        |                   |                |
| 510-5000 PUBLIC ACCESS EXPENDITURES | 98,568.00         | 0.00              | 3,951.62               | 94,616.38         | 4.01           |
| TOTAL GRANT EXPENSES                | 98,568.00         | 0.00              | 3,951.62               | 94,616.38         | 4.01           |
| <b>CONTRACTUAL SERVICES</b>         |                   |                   |                        |                   |                |
| 510-5200 BANK FEES                  | 250.00            | 0.00              | 0.00                   | 250.00            | 0.00           |
| TOTAL CONTRACTUAL SERVICES          | 250.00            | 0.00              | 0.00                   | 250.00            | 0.00           |
| <b>TOTAL ADMINISTRATION</b>         | <b>98,818.00</b>  | <b>0.00</b>       | <b>3,951.62</b>        | <b>94,866.38</b>  | <b>4.00</b>    |
| <b>TOTAL EXPENDITURES</b>           | <b>98,818.00</b>  | <b>0.00</b>       | <b>3,951.62</b>        | <b>94,866.38</b>  | <b>4.00</b>    |
| REVENUES OVER/(UNDER) EXPENDITURES  | ( 73,695.38)      | 0.00              | 25,025.80              | ( 98,721.18)      | 33.96-         |

\*\*\* END OF REPORT \*\*\*

CITY OF HELOTES  
 REVENUE & EXPENSE REPORT - UNAUDITED  
 AS OF: MAY 31ST, 2020

11 -FORFEITURE STATE  
 FINANCIAL SUMMARY

|                                    | CURRENT<br>BUDGET | CURRENT<br>PERIOD | YEAR TO DATE<br>ACTUAL | BUDGET<br>BALANCE | % OF<br>BUDGET |
|------------------------------------|-------------------|-------------------|------------------------|-------------------|----------------|
| <u>REVENUE SUMMARY</u>             |                   |                   |                        |                   |                |
| MISCELLANEOUS REVENUE              | <u>0.00</u>       | <u>0.00</u>       | <u>0.00</u>            | <u>0.00</u>       | <u>0.00</u>    |
| TOTAL REVENUES                     | <u>0.00</u>       | <u>0.00</u>       | <u>0.00</u>            | <u>0.00</u>       | <u>0.00</u>    |
| <u>EXPENDITURE SUMMARY</u>         |                   |                   |                        |                   |                |
| ADMINISTRATION                     | <u>9,323.00</u>   | <u>0.00</u>       | <u>0.00</u>            | <u>9,323.00</u>   | <u>0.00</u>    |
| TOTAL EXPENDITURES                 | <u>9,323.00</u>   | <u>0.00</u>       | <u>0.00</u>            | <u>9,323.00</u>   | <u>0.00</u>    |
| REVENUES OVER/(UNDER) EXPENDITURES | ( 9,323.00)       | 0.00              | 0.00                   | ( 9,323.00)       | 0.00           |



CITY OF HELOTES  
REVENUE & EXPENSE REPORT - UNAUDITED  
AS OF: MAY 31ST, 2020

11 -FORFEITURE STATE  
REVENUES

|                             | CURRENT<br>BUDGET | CURRENT<br>PERIOD | YEAR TO DATE<br>ACTUAL | BUDGET<br>BALANCE | % OF<br>BUDGET |
|-----------------------------|-------------------|-------------------|------------------------|-------------------|----------------|
| <hr/>                       |                   |                   |                        |                   |                |
| MISCELLANEOUS REVENUE       |                   |                   |                        |                   |                |
| 406-1000 DEDICATED REVENUES | 0.00              | 0.00              | 0.00                   | 0.00              | 0.00           |
| TOTAL MISCELLANEOUS REVENUE | 0.00              | 0.00              | 0.00                   | 0.00              | 0.00           |
| <hr/>                       |                   |                   |                        |                   |                |
| TOTAL REVENUES              | 0.00              | 0.00              | 0.00                   | 0.00              | 0.00           |

CITY OF HELOTES  
 REVENUE & EXPENSE REPORT - UNAUDITED  
 AS OF: MAY 31ST, 2020

11 -FORFEITURE STATE  
 ADMINISTRATION  
 EXPENDITURES

|                                    | CURRENT<br>BUDGET | CURRENT<br>PERIOD | YEAR TO DATE<br>ACTUAL | BUDGET<br>BALANCE | % OF<br>BUDGET |
|------------------------------------|-------------------|-------------------|------------------------|-------------------|----------------|
| <b>GRANT EXPENSES</b>              |                   |                   |                        |                   |                |
| 510-5000 STATE FORFEITURE EXPENSES | 9,238.00          | 0.00              | 0.00                   | 9,238.00          | 0.00           |
| TOTAL GRANT EXPENSES               | 9,238.00          | 0.00              | 0.00                   | 9,238.00          | 0.00           |
| <b>CONTRACTUAL SERVICES</b>        |                   |                   |                        |                   |                |
| 510-5200 BANK FEES                 | 85.00             | 0.00              | 0.00                   | 85.00             | 0.00           |
| TOTAL CONTRACTUAL SERVICES         | 85.00             | 0.00              | 0.00                   | 85.00             | 0.00           |
| <b>TOTAL ADMINISTRATION</b>        |                   |                   |                        |                   |                |
|                                    | 9,323.00          | 0.00              | 0.00                   | 9,323.00          | 0.00           |
| <b>TOTAL EXPENDITURES</b>          |                   |                   |                        |                   |                |
|                                    | 9,323.00          | 0.00              | 0.00                   | 9,323.00          | 0.00           |
| REVENUES OVER/(UNDER) EXPENDITURES | ( 9,323.00)       | 0.00              | 0.00                   | ( 9,323.00)       | 0.00           |

\*\*\* END OF REPORT \*\*\*

CITY OF HELOTES  
 REVENUE & EXPENSE REPORT - UNAUDITED  
 AS OF: MAY 31ST, 2020

14 -STREET MAINTENANCE  
 FINANCIAL SUMMARY

|                                    | CURRENT<br>BUDGET   | CURRENT<br>PERIOD | YEAR TO DATE<br>ACTUAL | BUDGET<br>BALANCE   | % OF<br>BUDGET |
|------------------------------------|---------------------|-------------------|------------------------|---------------------|----------------|
| <u>REVENUE SUMMARY</u>             |                     |                   |                        |                     |                |
| MISCELLANEOUS REVENUE              | 743,382.76          | 0.00              | 449,574.54             | 293,808.22          | 60.48          |
| TOTAL REVENUES                     | <u>743,382.76</u>   | <u>0.00</u>       | <u>449,574.54</u>      | <u>293,808.22</u>   | <u>60.48</u>   |
| <u>EXPENDITURE SUMMARY</u>         |                     |                   |                        |                     |                |
| ADMINISTRATION                     | 1,441,433.00        | 0.00              | 57,718.12              | 1,383,714.88        | 4.00           |
| TOTAL EXPENDITURES                 | <u>1,441,433.00</u> | <u>0.00</u>       | <u>57,718.12</u>       | <u>1,383,714.88</u> | <u>4.00</u>    |
| REVENUES OVER/(UNDER) EXPENDITURES | ( 698,050.24)       | 0.00              | 391,856.42             | ( 1,089,906.66)     | 56.14-         |

CITY OF HELOTES  
 REVENUE & EXPENSE REPORT - UNAUDITED  
 AS OF: MAY 31ST, 2020

14 -STREET MAINTENANCE  
 REVENUES

|                              | CURRENT<br>BUDGET | CURRENT<br>PERIOD | YEAR TO DATE<br>ACTUAL | BUDGET<br>BALANCE | % OF<br>BUDGET |
|------------------------------|-------------------|-------------------|------------------------|-------------------|----------------|
| <hr/>                        |                   |                   |                        |                   |                |
| <b>MISCELLANEOUS REVENUE</b> |                   |                   |                        |                   |                |
| 406-1000 DEDICATED REVENUES  | 736,077.00        | 0.00              | 443,962.51             | 292,114.49        | 60.31          |
| 406-1010 INTEREST            | <u>7,305.76</u>   | <u>0.00</u>       | <u>5,612.03</u>        | <u>1,693.73</u>   | <u>76.82</u>   |
| TOTAL MISCELLANEOUS REVENUE  | 743,382.76        | 0.00              | 449,574.54             | 293,808.22        | 60.48          |
| <hr/>                        |                   |                   |                        |                   |                |
| TOTAL REVENUES               | <u>743,382.76</u> | <u>0.00</u>       | <u>449,574.54</u>      | <u>293,808.22</u> | <u>60.48</u>   |

CITY OF HELOTES  
 REVENUE & EXPENSE REPORT - UNAUDITED  
 AS OF: MAY 31ST, 2020

14 -STREET MAINTENANCE  
 ADMINISTRATION  
 EXPENDITURES

|                                    | CURRENT<br>BUDGET | CURRENT<br>PERIOD | YEAR TO DATE<br>ACTUAL | BUDGET<br>BALANCE | % OF<br>BUDGET |
|------------------------------------|-------------------|-------------------|------------------------|-------------------|----------------|
| <hr/>                              |                   |                   |                        |                   |                |
| <u>CONTRACTUAL SERVICES</u>        |                   |                   |                        |                   |                |
| 510-5200 BANK FEES                 | 250.00            | 0.00              | 0.00                   | 250.00            | 0.00           |
| TOTAL CONTRACTUAL SERVICES         | 250.00            | 0.00              | 0.00                   | 250.00            | 0.00           |
| <hr/>                              |                   |                   |                        |                   |                |
| <u>COMMODITIES</u>                 |                   |                   |                        |                   |                |
| 510-5300 EXPENDITURES              | 1,441,183.00      | 0.00              | 57,718.12              | 1,383,464.88      | 4.00           |
| TOTAL COMMODITIES                  | 1,441,183.00      | 0.00              | 57,718.12              | 1,383,464.88      | 4.00           |
| <hr/>                              |                   |                   |                        |                   |                |
| TOTAL ADMINISTRATION               | 1,441,433.00      | 0.00              | 57,718.12              | 1,383,714.88      | 4.00           |
| <hr/>                              |                   |                   |                        |                   |                |
| TOTAL EXPENDITURES                 | 1,441,433.00      | 0.00              | 57,718.12              | 1,383,714.88      | 4.00           |
| <hr/>                              |                   |                   |                        |                   |                |
| REVENUES OVER/(UNDER) EXPENDITURES | ( 698,050.24)     | 0.00              | 391,856.42             | ( 1,089,906.66)   | 56.14-         |
| <hr/>                              |                   |                   |                        |                   |                |

\*\*\* END OF REPORT \*\*\*

CITY OF HELOTES  
 REVENUE & EXPENSE REPORT - UNAUDITED  
 AS OF: MAY 31ST, 2020

15 -HOT TAX  
 FINANCIAL SUMMARY

|                                    | CURRENT<br>BUDGET | CURRENT<br>PERIOD | YEAR TO DATE<br>ACTUAL | BUDGET<br>BALANCE | % OF<br>BUDGET |
|------------------------------------|-------------------|-------------------|------------------------|-------------------|----------------|
| <u>REVENUE SUMMARY</u>             |                   |                   |                        |                   |                |
| MISCELLANEOUS REVENUE              | 14,631.27         | 0.00              | 22,210.29              | ( 7,579.02)       | 151.80         |
| TOTAL REVENUES                     | 14,631.27         | 0.00              | 22,210.29              | ( 7,579.02)       | 151.80         |
| <u>EXPENDITURE SUMMARY</u>         |                   |                   |                        |                   |                |
| ADMINISTRATION                     | 28,643.00         | 0.00              | 0.00                   | 28,643.00         | 0.00           |
| TOTAL EXPENDITURES                 | 28,643.00         | 0.00              | 0.00                   | 28,643.00         | 0.00           |
| REVENUES OVER/(UNDER) EXPENDITURES | ( 14,011.73)      | 0.00              | 22,210.29              | ( 36,222.02)      | 158.51-        |

CITY OF HELOTES  
 REVENUE & EXPENSE REPORT - UNAUDITED  
 AS OF: MAY 31ST, 2020

15 -HOT TAX  
 REVENUES

|                              | CURRENT<br>BUDGET | CURRENT<br>PERIOD | YEAR TO DATE<br>ACTUAL | BUDGET<br>BALANCE | % OF<br>BUDGET |
|------------------------------|-------------------|-------------------|------------------------|-------------------|----------------|
| <hr/>                        |                   |                   |                        |                   |                |
| <u>MISCELLANEOUS REVENUE</u> |                   |                   |                        |                   |                |
| 406-1000 DEDICATED REVENUES  | 14,520.00         | 0.00              | 22,032.67 (            | 7,512.67)         | 151.74         |
| 406-1010 INTEREST            | <u>111.27</u>     | <u>0.00</u>       | <u>177.62 (</u>        | <u>66.35)</u>     | <u>159.63</u>  |
| TOTAL MISCELLANEOUS REVENUE  | 14,631.27         | 0.00              | 22,210.29 (            | 7,579.02)         | 151.80         |
| <hr/>                        |                   |                   |                        |                   |                |
| TOTAL REVENUES               | <u>14,631.27</u>  | <u>0.00</u>       | <u>22,210.29 (</u>     | <u>7,579.02)</u>  | <u>151.80</u>  |

CITY OF HELOTES  
 REVENUE & EXPENSE REPORT - UNAUDITED  
 AS OF: MAY 31ST, 2020

15 -HOT TAX  
 ADMINISTRATION  
 EXPENDITURES

|                                    | CURRENT<br>BUDGET | CURRENT<br>PERIOD | YEAR TO DATE<br>ACTUAL | BUDGET<br>BALANCE | % OF<br>BUDGET |
|------------------------------------|-------------------|-------------------|------------------------|-------------------|----------------|
| <hr/>                              |                   |                   |                        |                   |                |
| <u>CONTRACTUAL SERVICES</u>        |                   |                   |                        |                   |                |
| 510-5200 BANK FEES                 | 261.00            | 0.00              | 0.00                   | 261.00            | 0.00           |
| TOTAL CONTRACTUAL SERVICES         | 261.00            | 0.00              | 0.00                   | 261.00            | 0.00           |
| <hr/>                              |                   |                   |                        |                   |                |
| <u>COMMODITIES</u>                 |                   |                   |                        |                   |                |
| 510-5300 EXPENDITURES              | 28,382.00         | 0.00              | 0.00                   | 28,382.00         | 0.00           |
| TOTAL COMMODITIES                  | 28,382.00         | 0.00              | 0.00                   | 28,382.00         | 0.00           |
| <hr/>                              |                   |                   |                        |                   |                |
| TOTAL ADMINISTRATION               | 28,643.00         | 0.00              | 0.00                   | 28,643.00         | 0.00           |
| <hr/>                              |                   |                   |                        |                   |                |
| TOTAL EXPENDITURES                 | 28,643.00         | 0.00              | 0.00                   | 28,643.00         | 0.00           |
| <hr/>                              |                   |                   |                        |                   |                |
| REVENUES OVER/(UNDER) EXPENDITURES | ( 14,011.73)      | 0.00              | 22,210.29              | ( 36,222.02)      | 158.51-        |
|                                    | =====             | =====             | =====                  | =====             | =====          |

\*\*\* END OF REPORT \*\*\*



CITY OF HELOTES  
 REVENUE & EXPENSE REPORT - UNAUDITED  
 AS OF: MAY 31ST, 2020

16 -LOC TRUANCY & PREVENTION  
 FINANCIAL SUMMARY

|                                    | CURRENT<br>BUDGET | CURRENT<br>PERIOD | YEAR TO DATE<br>ACTUAL | BUDGET<br>BALANCE | % OF<br>BUDGET |
|------------------------------------|-------------------|-------------------|------------------------|-------------------|----------------|
| <u>REVENUE SUMMARY</u>             |                   |                   |                        |                   |                |
| NON-PROPERTY TAXES                 | 0.00              | 0.00              | 2,365.00 (             | 2,365.00)         | 0.00           |
| MISCELLANEOUS REVENUE              | <u>0.00</u>       | <u>0.00</u>       | <u>0.00</u>            | <u>0.00</u>       | <u>0.00</u>    |
| TOTAL REVENUES                     | <u>0.00</u>       | <u>0.00</u>       | <u>2,365.00 (</u>      | <u>2,365.00)</u>  | <u>0.00</u>    |
| <u>EXPENDITURE SUMMARY</u>         |                   |                   |                        |                   |                |
| ADMINISTRATION                     | <u>0.00</u>       | <u>0.00</u>       | <u>168.73 (</u>        | <u>168.73)</u>    | <u>0.00</u>    |
| TOTAL EXPENDITURES                 | <u>0.00</u>       | <u>0.00</u>       | <u>168.73 (</u>        | <u>168.73)</u>    | <u>0.00</u>    |
| REVENUES OVER/(UNDER) EXPENDITURES | 0.00              | 0.00              | 2,196.27 (             | 2,196.27)         | 0.00           |

CITY OF HELOTES  
 REVENUE & EXPENSE REPORT - UNAUDITED  
 AS OF: MAY 31ST, 2020

16 -LOC TRUANCY & PREVENTION  
 REVENUES

|                              | CURRENT<br>BUDGET | CURRENT<br>PERIOD | YEAR TO DATE<br>ACTUAL | BUDGET<br>BALANCE | % OF<br>BUDGET |
|------------------------------|-------------------|-------------------|------------------------|-------------------|----------------|
| <hr/>                        |                   |                   |                        |                   |                |
| <u>NON-PROPERTY TAXES</u>    |                   |                   |                        |                   |                |
| 401-3140 DEDICATED REVENUES  | 0.00              | 0.00              | 2,365.00               | ( 2,365.00)       | 0.00           |
| TOTAL NON-PROPERTY TAXES     | 0.00              | 0.00              | 2,365.00               | ( 2,365.00)       | 0.00           |
| <u>MISCELLANEOUS REVENUE</u> |                   |                   |                        |                   |                |
| 406-1010 INTEREST            | 0.00              | 0.00              | 0.00                   | 0.00              | 0.00           |
| TOTAL MISCELLANEOUS REVENUE  | 0.00              | 0.00              | 0.00                   | 0.00              | 0.00           |
| <hr/>                        |                   |                   |                        |                   |                |
| TOTAL REVENUES               | 0.00              | 0.00              | 2,365.00               | ( 2,365.00)       | 0.00           |

CITY OF HELOTES  
 REVENUE & EXPENSE REPORT - UNAUDITED  
 AS OF: MAY 31ST, 2020

16 -LOC TRUANCY & PREVENTION  
 ADMINISTRATION  
 EXPENDITURES

|                                    | CURRENT<br>BUDGET | CURRENT<br>PERIOD | YEAR TO DATE<br>ACTUAL | BUDGET<br>BALANCE | % OF<br>BUDGET |
|------------------------------------|-------------------|-------------------|------------------------|-------------------|----------------|
| <hr/>                              |                   |                   |                        |                   |                |
| <u>CONTRACTUAL SERVICES</u>        |                   |                   |                        |                   |                |
| 510-5200 BANK FEES                 | 0.00              | 0.00              | 168.73 (               | 168.73)           | 0.00           |
| TOTAL CONTRACTUAL SERVICES         | 0.00              | 0.00              | 168.73 (               | 168.73)           | 0.00           |
| <u>CAPITAL OUTLAY</u>              |                   |                   |                        |                   |                |
| 510-5501 OTHER EXPENDITURES        | 0.00              | 0.00              | 0.00                   | 0.00              | 0.00           |
| TOTAL CAPITAL OUTLAY               | 0.00              | 0.00              | 0.00                   | 0.00              | 0.00           |
| <hr/>                              |                   |                   |                        |                   |                |
| TOTAL ADMINISTRATION               | 0.00              | 0.00              | 168.73 (               | 168.73)           | 0.00           |
| <hr/>                              |                   |                   |                        |                   |                |
| TOTAL EXPENDITURES                 | 0.00              | 0.00              | 168.73 (               | 168.73)           | 0.00           |
| <hr/>                              |                   |                   |                        |                   |                |
| REVENUES OVER/(UNDER) EXPENDITURES | 0.00              | 0.00              | 2,196.27 (             | 2,196.27)         | 0.00           |
| <hr/>                              |                   |                   |                        |                   |                |

\*\*\* END OF REPORT \*\*\*

CITY OF HELOTES  
 REVENUE & EXPENSE REPORT - UNAUDITED  
 AS OF: MAY 31ST, 2020

17 -MUNICIPAL JURY FUND  
 FINANCIAL SUMMARY

|                                    | CURRENT<br>BUDGET | CURRENT<br>PERIOD | YEAR TO DATE<br>ACTUAL | BUDGET<br>BALANCE | % OF<br>BUDGET |
|------------------------------------|-------------------|-------------------|------------------------|-------------------|----------------|
| <u>REVENUE SUMMARY</u>             |                   |                   |                        |                   |                |
| NON-PROPERTY TAXES                 | 0.00              | 0.00              | 50.31 (                | 50.31)            | 0.00           |
| MISCELLANEOUS REVENUE              | <u>0.00</u>       | <u>0.00</u>       | <u>0.00</u>            | <u>0.00</u>       | <u>0.00</u>    |
| TOTAL REVENUES                     | <u>0.00</u>       | <u>0.00</u>       | <u>50.31 (</u>         | <u>50.31)</u>     | <u>0.00</u>    |
| <u>EXPENDITURE SUMMARY</u>         |                   |                   |                        |                   |                |
| ADMINISTRATION                     | <u>0.00</u>       | <u>0.00</u>       | <u>203.73 (</u>        | <u>203.73)</u>    | <u>0.00</u>    |
| TOTAL EXPENDITURES                 | <u>0.00</u>       | <u>0.00</u>       | <u>203.73 (</u>        | <u>203.73)</u>    | <u>0.00</u>    |
| REVENUES OVER/(UNDER) EXPENDITURES | 0.00              | 0.00 (            | 153.42)                | 153.42            | 0.00           |

CITY OF HELOTES  
 REVENUE & EXPENSE REPORT - UNAUDITED  
 AS OF: MAY 31ST, 2020

17 -MUNICIPAL JURY FUND  
 REVENUES

|                              | CURRENT<br>BUDGET | CURRENT<br>PERIOD | YEAR TO DATE<br>ACTUAL | BUDGET<br>BALANCE | % OF<br>BUDGET |
|------------------------------|-------------------|-------------------|------------------------|-------------------|----------------|
| <hr/>                        |                   |                   |                        |                   |                |
| <u>NON-PROPERTY TAXES</u>    |                   |                   |                        |                   |                |
| 401-3140 DEDICATED REVENUES  | 0.00              | 0.00              | 50.31                  | ( 50.31)          | 0.00           |
| TOTAL NON-PROPERTY TAXES     | 0.00              | 0.00              | 50.31                  | ( 50.31)          | 0.00           |
| <u>MISCELLANEOUS REVENUE</u> |                   |                   |                        |                   |                |
| 406-1010 INTEREST            | 0.00              | 0.00              | 0.00                   | 0.00              | 0.00           |
| TOTAL MISCELLANEOUS REVENUE  | 0.00              | 0.00              | 0.00                   | 0.00              | 0.00           |
| <hr/>                        |                   |                   |                        |                   |                |
| TOTAL REVENUES               | 0.00              | 0.00              | 50.31                  | ( 50.31)          | 0.00           |

CITY OF HELOTES  
 REVENUE & EXPENSE REPORT - UNAUDITED  
 AS OF: MAY 31ST, 2020

17 -MUNICIPAL JURY FUND  
 ADMINISTRATION  
 EXPENDITURES

|                                    | CURRENT<br>BUDGET | CURRENT<br>PERIOD | YEAR TO DATE<br>ACTUAL | BUDGET<br>BALANCE | % OF<br>BUDGET |
|------------------------------------|-------------------|-------------------|------------------------|-------------------|----------------|
| <u>CONTRACTUAL SERVICES</u>        |                   |                   |                        |                   |                |
| 510-5200 BANK FEES                 | 0.00              | 0.00              | 203.73 (               | 203.73)           | 0.00           |
| TOTAL CONTRACTUAL SERVICES         | 0.00              | 0.00              | 203.73 (               | 203.73)           | 0.00           |
| <u>CAPITAL OUTLAY</u>              |                   |                   |                        |                   |                |
| 510-5501 OTHER EXPENDITURES        | 0.00              | 0.00              | 0.00                   | 0.00              | 0.00           |
| TOTAL CAPITAL OUTLAY               | 0.00              | 0.00              | 0.00                   | 0.00              | 0.00           |
| TOTAL ADMINISTRATION               | 0.00              | 0.00              | 203.73 (               | 203.73)           | 0.00           |
| TOTAL EXPENDITURES                 | 0.00              | 0.00              | 203.73 (               | 203.73)           | 0.00           |
| REVENUES OVER/(UNDER) EXPENDITURES | 0.00              | 0.00              | ( 153.42)              | 153.42            | 0.00           |

\*\*\* END OF REPORT \*\*\*

01 -GENERAL FUND

| ACCOUNT#      | TITLE                          |                     |
|---------------|--------------------------------|---------------------|
| <b>ASSETS</b> |                                |                     |
| 101-0100      | PETTY CASH                     | 1,650.00            |
| 101-2000      | OPERATING CASH ACCOUNT         | 173,886.58          |
| 101-2100      | GENERAL FUND                   | 141,863.22          |
| 101-3100      | LOGIC CITY                     | 2,012,798.54        |
| 101-3150      | TEXPOOL-CITY                   | 66.27               |
| 101-4100      | MEDICAL BILLING ACCOUNT        | 16,803.47           |
| 105-0000      | RECEIVABLE - TAXES             | 49,966.88           |
| 105-0500      | ALLOWANCE FOR UNCOLLECTABLES ( | 3,497.68)           |
| 105-1000      | RECEIVABLES PRIOR YEAR         | 0.00                |
| 105-1001      | SALES TAX RECEIVABLE           | 525,512.11          |
| 105-1002      | FRANCHISE RECEIVABLE           | 155,596.83          |
| 105-1004      | EMS ALLOWANCE FOR UNCOLLECT (  | 323,421.83)         |
| 105-1100      | GRANTS RECEIVABLE              | 0.00                |
| 105-1500      | RECEIVABLES EMPLOYEES          | 431.90              |
| 105-2500      | CREDIT CARD RECEIVABLES (      | 2,676.54)           |
| 120-0000      | DUE FROM EDC                   | 16,765.70           |
| 120-0500      | DUE FROM BLDG SECURITY         | 0.00                |
| 120-1000      | DUE FROM DEBT SERVICE          | 0.00                |
| 120-2000      | DUE FROM CAPITAL PROJECTS      | 0.00                |
| 120-3000      | DUE FROM FIRE DEPT             | 0.00                |
| 120-3500      | DUE FROM CRT TECH              | 0.00                |
| 120-4000      | DUE FROM DISPATCH              | 0.00                |
| 120-4500      | DUE FROM MUNICIPAL JURY FUND   | 160.00              |
| 120-5000      | EMS FEE RECEIVABLE             | 377,830.29          |
| 120-6000      | DUE FROM PEG                   | 0.00                |
| 120-7000      | DUE FROM SCHOOL SAFETY         | 0.00                |
| 120-8000      | DUE FROM POLICE FORFEITURE-ST  | 0.00                |
| 160-0000      | PREPAID ASSETS                 | 18,151.07           |
|               |                                | <u>3,161,886.81</u> |
|               | TOTAL ASSETS                   | <u>3,161,886.81</u> |

**LIABILITIES**

|          |                             |            |
|----------|-----------------------------|------------|
| 201-0000 | ACCOUNTS PAYABLE            | 96,514.27  |
| 201-0200 | PAYABLES - PRIOR YEAR (     | 60,773.22) |
| 201-1000 | WAGES PAYABLE               | 0.00       |
| 201-2000 | DEFERRED TAX REVENUE        | 43,665.05  |
| 201-2100 | 380 AGREEMENT PAYABLE       | 303,806.05 |
| 201-2200 | DEFERRED GRANT REVENUE      | 0.00       |
| 201-2300 | DEFERRED EMS REVENUE        | 54,408.46  |
| 201-2500 | DEFERRED LEASE REVENUE      | 120,394.70 |
| 201-2600 | CONTINGENT LIABILITY - NISD | 0.00       |
| 202-0100 | ACCRUED FICA (              | 89.34)     |
| 202-0200 | FEDERAL WITHHOLDING (       | 285.17)    |
| 202-0500 | RETIREMENT TMRS             | 77.51      |
| 202-0600 | CHILD SUPPORT LIABILITY (   | 1,434.92)  |
| 202-0650 | SCHOOL LOAN LIABILITY (     | 110.30)    |
| 202-0700 | HEALTH INS PAYABLE          | 12,015.94  |
| 202-0800 | DENTAL INS PAYABLE (        | 1,690.12)  |

## 01 -GENERAL FUND

| ACCOUNT#                                 | TITLE                         |              |                     |
|--|-------------------------------|--------------|---------------------|
| 202-0900                                 | LIFE INS PAYABLE              |              | 520.34              |
| 202-0910                                 | PREPAID PAYABLES              | ( 36,895.35) |                     |
| 202-0920                                 | VISION INS PAYABLE            | ( 1,212.42)  |                     |
| 202-1000                                 | RETIREMENT ICMA               |              | 0.00                |
| 202-1100                                 | CURRENT YEAR INTEREST PAYABLE |              | 0.00                |
| 202-1200                                 | FICA & MED PAYABLE            | ( 150.97)    |                     |
| 202-1300                                 | DUE TO EDC                    |              | 0.00                |
| 202-1301                                 | DUE TO DEBT SERVICE           | 190,646.33   |                     |
| 202-1304                                 | DUE TO CAP PROJ               |              | 0.00                |
| 202-1306                                 | DUE TO/FROM PER BANK RECON    |              | 0.00                |
| 202-1308                                 | DUE TO PEG                    |              | 0.00                |
| 202-1309                                 | DUE TO SCHOOL SAFETY          |              | 0.00                |
| 202-1310                                 | DUE TO STREET MAINT           |              | 0.00                |
| 202-1320                                 | DUE TO HOT TAX                |              | 0.00                |
| 203-1200                                 | ACCRUED VACATION LEAVE        |              | 0.00                |
| 203-1300                                 | CAPITAL LEASE PAYABLE         |              | 0.00                |
| TOTAL LIABILITIES                        |                               |              | 719,406.84          |
| <b>EQUITY</b>                            |                               |              |                     |
| =====                                    |                               |              |                     |
| 380-0200                                 | COURT BUILDING SECURITY FUND  |              | 0.00                |
| 380-0700                                 | RESERVE FOR PREPAIDS          |              | 0.00                |
| 380-0800                                 | UNAVAILABLE REVENUE           |              | 0.00                |
| 390-0000                                 | FUND BALANCE/RETAINED EARN    | 1,627,324.39 |                     |
| 390-1000                                 | INVESTMENT IN FIXED ASSETS    |              | 0.00                |
| 390-9999                                 | SUSPENSE                      |              | 0.00                |
| TOTAL BEGINNING EQUITY                   |                               |              | 1,627,324.39        |
| TOTAL REVENUE                            |                               |              | 5,762,123.13        |
| TOTAL EXPENSES                           |                               |              | 4,946,967.55        |
| REVENUE OVER/(UNDER) EXPENSES            |                               |              | 815,155.58          |
| TOTAL EQUITY & OVER/(UNDER)              |                               |              | 2,442,479.97        |
| TOTAL LIABILITIES, EQUITY & OVER/(UNDER) |                               |              | <u>3,161,886.81</u> |



## 02 -DEBT SERVICE- BONDS

| ACCOUNT#  | TITLE                         |                     |                   |
|---|-------------------------------|---------------------|-------------------|
| <b>ASSETS</b>                                       |                               |                     |                   |
| 101-2000  | DEBT SERVICE CASH             | 252,709.68          |                   |
| 105-0000  | RECEIVABLE - AD VALOREM       | 20,322.73           |                   |
| 120-0000  | DUE FROM GF OPERATING         | 190,646.33          |                   |
| 150-0000  | DEFERRED BOND ISSUE COST      | 0.00                |                   |
|   |                               |                     | 463,678.74        |
| <b>TOTAL ASSETS</b>                                 |                               |                     | <b>463,678.74</b> |
| <b>LIABILITIES</b>                                  |                               |                     |                   |
| 201-0000  | ACCOUNTS PAYABLE              | 0.00                |                   |
| 201-0200  | PAYABLES-PRIOR YEAR           | 0.00                |                   |
| 201-1000  | PRINCIPAL PAYABLE - 1993 GO   | 0.00                |                   |
| 201-1500  | PRINCIPAL PAYABLE - 2002 CofO | 0.00                |                   |
| 201-2000  | DEFERRED TAX REVENUE          | 17,759.63           |                   |
| 202-0910  | PREPAID PAYABLES              | 0.00                |                   |
| 202-1300  | DUE TO CAPITAL                | 0.00                |                   |
| 202-1310  | DUE TO GENERAL FUND           | 0.00                |                   |
| 202-1400  | ALLOWANCE FOR UNCOLLECTABLES  | 1,422.59            |                   |
| 203-1000  | CURRENT PORTION LT DEBT       | 0.00                |                   |
| 203-1100  | ACCRUED INTEREST              | 0.00                |                   |
| <b>TOTAL LIABILITIES</b>                            |                               |                     | <b>19,182.22</b>  |
| <b>EQUITY</b>                                       |                               |                     |                   |
| 390-0000  | FUND BALANCE/RETAINED EARN    | 197,848.43          |                   |
| 390-9999  | SUSPENSE                      | 0.00                |                   |
| <b>TOTAL BEGINNING EQUITY</b>                       |                               | <b>197,848.43</b>   |                   |
| <b>TOTAL REVENUE</b>                                |                               | <b>1,250,820.97</b> |                   |
| <b>TOTAL EXPENSES</b>                               |                               | <b>1,004,172.88</b> |                   |
| <b>REVENUE OVER/(UNDER) EXPENSES</b>                |                               | <b>246,648.09</b>   |                   |
| <b>TOTAL EQUITY &amp; OVER/(UNDER)</b>              |                               |                     | <b>444,496.52</b> |
| <b>TOTAL LIABILITIES, EQUITY &amp; OVER/(UNDER)</b> |                               |                     | <b>463,678.74</b> |

## 03 -CAPITAL REPLACEMENT

| ACCOUNT#  | TITLE                      |             |                   |
|---|----------------------------|-------------|-------------------|
| <b>ASSETS</b>                                       |                            |             |                   |
| 101-2000  | TEXPOOL CAPITAL PROJECTS   | 678.68      |                   |
| 101-2200  | SAFEKEEPING - CITY         | 0.00        |                   |
| 101-2300  | SAFEKEEPING - EDC          | 0.00        |                   |
| 101-2400  | CAPITAL CASH               | 0.00        |                   |
| 101-2500  | EDC CAPITAL CASH           | 0.00        |                   |
| 101-2600  | FIRE DEPT CAPITAL CASH     | 0.00        |                   |
| 101-2700  | POLICE DEPT CAPITAL CASH   | 909.38      |                   |
| 101-2800  | ADMIN CAPITAL CASH         | 130,825.60  |                   |
| 101-3000  | LOGIC CAPITAL CASH         | 612,049.71  |                   |
| 101-3010  | LOGIC CAPITAL EDC          | 0.00        |                   |
| 120-0000  | DUE FROM CITY              | 0.00        |                   |
| 120-0001  | DUE FROM DEBT SERVICE      | 0.00        |                   |
| 120-1000  | PREPAID PAYABLES           | 0.00        |                   |
|   |                            |             | 744,463.37        |
| <b>TOTAL ASSETS</b>                                 |                            |             | <b>744,463.37</b> |
| <b>LIABILITIES</b>                                  |                            |             |                   |
| 201-0000  | ACCOUNTS PAYABLE           | 71,346.15   |                   |
| 201-0100  | RETAINAGE PAYABLE          | 0.00        |                   |
| 201-0200  | PAYABLES PRIOR YEAR        | ( 6,715.00) |                   |
| 202-0910  | PREPAID PAYABLES           | 0.00        |                   |
| 202-1300  | DUE TO CITY GEN FUND       | 0.00        |                   |
| 202-1305  | DUE FROM OTHER ACCOUNTS    | 0.00        |                   |
| <b>TOTAL LIABILITIES</b>                            |                            |             | <b>64,631.15</b>  |
| <b>EQUITY</b>                                       |                            |             |                   |
| 390-0000  | FUND BALANCE/RETAINED EARN | 663,951.77  |                   |
| <b>TOTAL BEGINNING EQUITY</b>                       |                            |             | <b>663,951.77</b> |
| <b>TOTAL REVENUE</b>                                |                            | 138,227.03  |                   |
| <b>TOTAL EXPENSES</b>                               |                            | 122,346.58  |                   |
| <b>REVENUE OVER/(UNDER) EXPENSES</b>                |                            | 15,880.45   |                   |
| <b>TOTAL EQUITY &amp; OVER/(UNDER)</b>              |                            |             | <b>679,832.22</b> |
| <b>TOTAL LIABILITIES, EQUITY &amp; OVER/(UNDER)</b> |                            |             | <b>744,463.37</b> |

CITY OF HELOTES  
BALANCE SHEET  
AS OF: MAY 31ST, 2020

04 -FIXED ASSET FUND

| ACCOUNT#  | TITLE                           |               |                      |
|---|---------------------------------|---------------|----------------------|
| <b>ASSETS</b>                                       |                                 |               |                      |
| 120-0000  | LAND                            | 1,715,631.00  |                      |
| 130-0410  | BUILDINGS                       | 6,873,540.00  |                      |
| 130-0460  | VEHICLES & EQUIPMENT            | 4,156,184.71  |                      |
| 130-0480  | EQUIPMENT UNDER CAPITAL LEASE   | 0.00          |                      |
| 130-0490  | INFRASTRUCTURE                  | 11,277,268.00 |                      |
| 130-0500  | CONSTRUCTION IN PROGRESS        | 0.00          |                      |
|   |                                 |               | 24,022,623.71        |
| <b>TOTAL ASSETS</b>                                 |                                 |               | <u>24,022,623.71</u> |
| <b>LIABILITIES</b>                                  |                                 |               |                      |
| 201-0100  | ACCUMULATED DEPRECIATION        | 14,503,296.69 |                      |
| 201-0200  | 2000 F5500 BRUSH TRUCK          | 0.00          |                      |
| 201-0300  | 2003 FIRE ENGINE                | 0.00          |                      |
| 203-1000  | CURRENT PORTION BONDS PAYABLE   | 764,904.32    |                      |
| 203-1100  | LONG TERM PORTION BONDS PAYABLE | 8,778,051.09  |                      |
| 203-1200  | BOND PREMIUM                    | 0.00          |                      |
| 203-1500  | BOND PREMIUM                    | 117,686.00    |                      |
| 230-0101  | ACCRUED INTEREST                | 59,678.14     |                      |
| <b>TOTAL LIABILITIES</b>                            |                                 |               | <u>24,223,616.24</u> |
| <b>EQUITY</b>                                       |                                 |               |                      |
| 390-0000  | FUND BALANCE/RETAINED EARN      | ( 200,992.53) |                      |
| 390-1000  | CAPITAL CONTRIBUTIONS           | 0.00          |                      |
| 390-9999  | SUSPENSE                        | 0.00          |                      |
| <b>TOTAL BEGINNING EQUITY</b>                       |                                 |               | <u>( 200,992.53)</u> |
| <b>TOTAL EQUITY &amp; OVER/(UNDER)</b>              |                                 |               | <u>( 200,992.53)</u> |
| <b>TOTAL LIABILITIES, EQUITY &amp; OVER/(UNDER)</b> |                                 |               | <u>24,022,623.71</u> |

05 -ECONOMIC DEVELOPMENT CORP

| ACCOUNT#  | TITLE                          |                   |                            |
|---|--------------------------------|-------------------|----------------------------|
| <b>ASSETS</b>                                       |                                |                   |                            |
| 101-2000  | EDC OPERATING CASH             | 122,070.31        |                            |
| 101-2100  | EDC TEXPOOL                    | 26.82             |                            |
| 101-2600  | LOGIC                          | 1,233,685.52      |                            |
| 101-3100  | FARM BUREAU EDC 6 MONTH CD     | 0.00              |                            |
| 101-3200  | FARM BUREAU BANK MM            | 0.00              |                            |
| 105-1000  | RECEIVABLE - SALES TAX         | 259,837.03        |                            |
| 120-0000  | DUE FROM GENERAL FUND          | 0.00              |                            |
| 120-1000  | DUE FROM EDC CAP PROJ          | 0.00              |                            |
|   |                                |                   | <u>1,615,619.68</u>        |
| <b>TOTAL ASSETS</b>                                 |                                |                   | <u><u>1,615,619.68</u></u> |
| <b>LIABILITIES</b>                                  |                                |                   |                            |
| 201-0000  | ACCOUNTS PAYABLE               | 0.00              |                            |
| 201-0200  | PRIOR YEAR PAYABLES            | ( 383.27)         |                            |
| 201-0300  | 380 AGREEMENT PAYABLE          | 151,665.45        |                            |
| 201-1000  | WAGES PAYABLE                  | 383.27            |                            |
| 202-0910  | PREPAID PAYABLES               | 0.00              |                            |
| 202-1300  | DUE TO CITY OF                 | 16,765.70         |                            |
|   |                                |                   | <u>168,431.15</u>          |
| <b>TOTAL LIABILITIES</b>                            |                                |                   | <u>168,431.15</u>          |
| <b>EQUITY</b>                                       |                                |                   |                            |
| 390-0000  | FUND BALANCE/RETAINED EARNINGS | 1,291,095.68      |                            |
| 390-1000  | PREPAID ITEMS                  | 439.99            |                            |
|   |                                |                   | <u>1,291,535.67</u>        |
| <b>TOTAL BEGINNING EQUITY</b>                       |                                |                   | <u>1,291,535.67</u>        |
| <b>TOTAL REVENUE</b>                                |                                | 906,263.45        |                            |
| <b>TOTAL EXPENSES</b>                               |                                | 750,610.59        |                            |
| <b>REVENUE OVER/(UNDER) EXPENSES</b>                |                                | <u>155,652.86</u> |                            |
| <b>TOTAL EQUITY &amp; OVER/(UNDER)</b>              |                                |                   | <u>1,447,188.53</u>        |
| <b>TOTAL LIABILITIES, EQUITY &amp; OVER/(UNDER)</b> |                                |                   | <u><u>1,615,619.68</u></u> |

## 06 -MUNICIPAL COURT SECURITY

| ACCOUNT#  | TITLE                          |                 |                        |
|---|--------------------------------|-----------------|------------------------|
| <b>ASSETS</b>                                       |                                |                 |                        |
| <u>=====</u>  |                                |                 |                        |
| 101-2000  | COURT SECURITY CASH            | 2,643.18        |                        |
| 105-1000  | RECEIVABLES - PRIOR YEAR       | 1,723.76        |                        |
| 120-000   | DUE FROM                       | 0.00            |                        |
| 130-0460  | VEHICLES AND EQUIPMENT         | 0.00            |                        |
| 130-9000  | ACCUMULATED DEPRECIATION       | 0.00            |                        |
|   |                                |                 | <u>4,366.94</u>        |
| <b>TOTAL ASSETS</b>                                 |                                |                 | <u><u>4,366.94</u></u> |
| <b>LIABILITIES</b>                                  |                                |                 |                        |
| <u>=====</u>  |                                |                 |                        |
| 201-0000  | ACCOUNTS PAYABLE               | 0.00            |                        |
| 201-0200  | PAYABLES-PRIOR YEAR            | 0.00            |                        |
| 201-1000  | WAGES PAYABLE                  | 0.00            |                        |
| 202-0800  | DENTAL INS                     | 0.00            |                        |
| 202-0910  | PREPAID PAYABLES               | 0.00            |                        |
| 202-1000  | DUE TO GENERAL FUND            | 0.00            |                        |
| 202-1300  | DUE TO OPERATING               | 0.00            |                        |
| <b>TOTAL LIABILITIES</b>                            |                                |                 | <u>0.00</u>            |
| <b>EQUITY</b>                                       |                                |                 |                        |
| <u>=====</u>  |                                |                 |                        |
| 390-0000  | FUND BALANCE/RETAINED EARNINGS | 1,723.86        |                        |
| 390-1000  | INVESTMENT IN CAPITAL ASSETS   | 0.00            |                        |
| <b>TOTAL BEGINNING EQUITY</b>                       |                                | <u>1,723.86</u> |                        |
| <b>TOTAL REVENUE</b>                                |                                | 6,670.01        |                        |
| <b>TOTAL EXPENSES</b>                               |                                | <u>4,026.93</u> |                        |
| <b>REVENUE OVER/(UNDER) EXPENSES</b>                |                                | 2,643.08        |                        |
| <b>TOTAL EQUITY &amp; OVER/(UNDER)</b>              |                                |                 | <u>4,366.94</u>        |
| <b>TOTAL LIABILITIES, EQUITY &amp; OVER/(UNDER)</b> |                                |                 | <u><u>4,366.94</u></u> |

07 -MUNICIPAL CRT TECHNOLOGY

| ACCOUNT#                                 | TITLE                          |                  |                         |
|--|--------------------------------|------------------|-------------------------|
| <u>ASSETS</u>                            |                                |                  |                         |
| 101-2100                                 | CRT TECH CASH                  | 16,814.47        |                         |
| 105-1000                                 | ACCOUNTS RECEIVABLE            | 0.00             |                         |
| 120-0000                                 | DUE FROM                       | 0.00             |                         |
|  |                                |                  | 16,814.47               |
| TOTAL ASSETS                             |                                |                  | <u>16,814.47</u>        |
| <u>LIABILITIES</u>                       |                                |                  |                         |
| 201-0000                                 | ACCOUNTS PAYABLE               | 0.00             |                         |
| 201-0200                                 | PRIOR YEAR PAYBLES             | 0.00             |                         |
| 202-0910                                 | PREPAID PAYABLES               | 0.00             |                         |
| 202-1300                                 | DUE TO                         | 0.00             |                         |
| TOTAL LIABILITIES                        |                                |                  | <u>0.00</u>             |
| <u>EQUITY</u>                            |                                |                  |                         |
| 390-0000                                 | FUND BALANCE/RETAINED EARNINGS | 15,856.48        |                         |
| TOTAL BEGINNING EQUITY                   |                                | <u>15,856.48</u> |                         |
| TOTAL REVENUE                            |                                | 5,444.79         |                         |
| TOTAL EXPENSES                           |                                | <u>4,488.80</u>  |                         |
| REVENUE OVER/(UNDER) EXPENSES            |                                | 955.99           |                         |
| TOTAL EQUITY & OVER/(UNDER)              |                                |                  | <u>16,814.47</u>        |
| TOTAL LIABILITIES, EQUITY & OVER/(UNDER) |                                |                  | <u><u>16,814.47</u></u> |

08 -POLICE TRAINING

| ACCOUNT#  | TITLE                          |                 |                 |
|---|--------------------------------|-----------------|-----------------|
| <b>ASSETS</b>                                       |                                |                 |                 |
| 101-2100  | PD TRAINING OPERATING ACCOUNT  | 3,615.34        |                 |
| 105-1000  | RECEIVABLES - PRIOR YEAR       | 0.00            |                 |
| 105-9000  | ALLOWANCE FOR DOUBTFUL ACCOUNT | 0.00            |                 |
| 120-0000  | DUE FROM                       | 0.00            |                 |
| 130-0460  | VEHICLES AND EQUIPMENT         | 0.00            |                 |
| 130-9000  | ACCUMULATED DEPRECIATION       | 0.00            |                 |
|   |                                |                 | 3,615.34        |
| <b>TOTAL ASSETS</b>                                 |                                |                 | <b>3,615.34</b> |
| <b>LIABILITIES</b>                                  |                                |                 |                 |
| 201-0000  | ACCOUNTS PAYABLE               | 0.00            |                 |
| 201-0200  | ACCOUNTS PAYABLE-PRIOR YEAR    | 0.00            |                 |
| 201-0300  | WAGES PAYABLE                  | 0.00            |                 |
| 202-0910  | PREPAID PAYABLES               | 0.00            |                 |
| 202-1300  | DUE TO                         | 0.00            |                 |
| 203-1200  | ACCRUED VACATION               | 0.00            |                 |
| <b>TOTAL LIABILITIES</b>                            |                                |                 | <b>0.00</b>     |
| <b>EQUITY</b>                                       |                                |                 |                 |
| 390-0000  | FUND BALANCE/RETAINED EARNINGS | 3,489.51        |                 |
| 390-1000  | INVESTMENT IN CAPITAL ASSETS   | 0.00            |                 |
| <b>TOTAL BEGINNING EQUITY</b>                       |                                | <b>3,489.51</b> |                 |
| <b>TOTAL REVENUE</b>                                |                                | <b>2,375.83</b> |                 |
| <b>TOTAL EXPENSES</b>                               |                                | <b>2,250.00</b> |                 |
| <b>REVENUE OVER/(UNDER) EXPENSES</b>                |                                | <b>125.83</b>   |                 |
| <b>TOTAL EQUITY &amp; OVER/(UNDER)</b>              |                                |                 | <b>3,615.34</b> |
| <b>TOTAL LIABILITIES, EQUITY &amp; OVER/(UNDER)</b> |                                |                 | <b>3,615.34</b> |

CITY OF HELOTES  
BALANCE SHEET  
AS OF: MAY 31ST, 2020

09 -SCHOOL SAFETY

| ACCOUNT#  | TITLE                          |              |                  |
|---|--------------------------------|--------------|------------------|
| <b>ASSETS</b>                                       |                                |              |                  |
| 101-2000  | SCHOOL SAFETY CASH             | 18,702.24    |                  |
| 105-1000  | ACCOUNTS RECEIVABLE            | 2,699.48     |                  |
| 120-0000  | DUE FROM STREETS               | 0.00         |                  |
|   |                                |              | 21,401.72        |
| <b>TOTAL ASSETS</b>                                 |                                |              | <b>21,401.72</b> |
| <b>LIABILITIES</b>                                  |                                |              |                  |
| 201-0000  | ACCOUNTS PAYABLE               | 0.00         |                  |
| 201-0200  | PRIOR YEAR PAYABLES            | 0.00         |                  |
| 202-1300  | DUE TO OPERATING               | 0.00         |                  |
| 202-1400  | DUE TO OTHER FUNDS             | 0.00         |                  |
| <b>TOTAL LIABILITIES</b>                            |                                |              | <b>0.00</b>      |
| <b>EQUITY</b>                                       |                                |              |                  |
| 390-0000  | FUND BALANCE/RETAINED EARNINGS | 32,444.11    |                  |
| <b>TOTAL BEGINNING EQUITY</b>                       |                                |              | <b>32,444.11</b> |
| <b>TOTAL REVENUE</b>                                |                                | 15,402.37    |                  |
| <b>TOTAL EXPENSES</b>                               |                                | 26,444.76    |                  |
| <b>REVENUE OVER/(UNDER) EXPENSES</b>                |                                | ( 11,042.39) |                  |
| <b>TOTAL EQUITY &amp; OVER/(UNDER)</b>              |                                |              | <b>21,401.72</b> |
| <b>TOTAL LIABILITIES, EQUITY &amp; OVER/(UNDER)</b> |                                |              | <b>21,401.72</b> |



CITY OF HELOTES  
BALANCE SHEET  
AS OF: MAY 31ST, 2020

10 -PEG

| ACCOUNT#  | TITLE                          |                  |                  |
|---|--------------------------------|------------------|------------------|
| <b>ASSETS</b>                                       |                                |                  |                  |
| 101-2000  | PEG CASH                       | 89,930.90        |                  |
| 105-1002  | ACCOUNTS RECEIVABLES-FRANCHISE | 205.53           |                  |
| 120-0000  | ACCOUNTS RECEIVABLE FRANCHISE  | 5,721.55         |                  |
| 120-1000  | DUE FROM OPERATING             | 0.00             |                  |
|   |                                |                  | 95,857.98        |
| <b>TOTAL ASSETS</b>                                 |                                |                  | <b>95,857.98</b> |
| <b>LIABILITIES</b>                                  |                                |                  |                  |
| 201-0000  | ACCOUNTS PAYABLE               | 313.94           |                  |
| 201-0200  | PAYABLES - PRIOR YEAR          | ( 313.94)        |                  |
| 202-1301  | DUE TO OPERATING               | 0.00             |                  |
| <b>TOTAL LIABILITIES</b>                            |                                |                  | <b>0.00</b>      |
| <b>EQUITY</b>                                       |                                |                  |                  |
| 390-0000  | FUND BALANCE/RETAINED EARNINGS | 70,832.18        |                  |
| <b>TOTAL BEGINNING EQUITY</b>                       |                                | <b>70,832.18</b> |                  |
| <b>TOTAL REVENUE</b>                                |                                | <b>28,977.42</b> |                  |
| <b>TOTAL EXPENSES</b>                               |                                | <b>3,951.62</b>  |                  |
| <b>REVENUE OVER/(UNDER) EXPENSES</b>                |                                | <b>25,025.80</b> |                  |
| <b>TOTAL EQUITY &amp; OVER/(UNDER)</b>              |                                |                  | <b>95,857.98</b> |
| <b>TOTAL LIABILITIES, EQUITY &amp; OVER/(UNDER)</b> |                                |                  | <b>95,857.98</b> |

CITY OF HELOTES  
BALANCE SHEET  
AS OF: MAY 31ST, 2020

## 11 -FORFEITURE STATE

| ACCOUNT#  | TITLE                          |           |                 |
|---|--------------------------------|-----------|-----------------|
| <b>ASSETS</b>                                       |                                |           |                 |
| 101-2000  | FORFEIT STATE CASH             | 9,118.00  |                 |
| 120-0000  | DUE FROM                       | 0.00      |                 |
|   |                                |           | 9,118.00        |
| <b>TOTAL ASSETS</b>                                 |                                |           | <b>9,118.00</b> |
| <b>LIABILITIES</b>                                  |                                |           |                 |
| 201-0000  | ACCOUNTS PAYABLE               | 0.00      |                 |
| 201-0200  | PAYABLES- PRIOR YEAR           | ( 289.73) |                 |
| 202-1300  | DUE TO                         | 0.00      |                 |
| <b>TOTAL LIABILITIES</b>                            |                                | ( 289.73) |                 |
| <b>EQUITY</b>                                       |                                |           |                 |
| 390-0000  | FUND BALANCE/RETAINED EARNINGS | 9,407.73  |                 |
| <b>TOTAL BEGINNING EQUITY</b>                       |                                | 9,407.73  |                 |
| <b>TOTAL REVENUE</b>                                |                                | 0.00      |                 |
| <b>TOTAL EXPENSES</b>                               |                                | 0.00      |                 |
| <b>REVENUE OVER/(UNDER) EXPENSES</b>                |                                | 0.00      |                 |
| <b>TOTAL EQUITY &amp; OVER/(UNDER)</b>              |                                | 9,407.73  |                 |
| <b>TOTAL LIABILITIES, EQUITY &amp; OVER/(UNDER)</b> |                                |           | <b>9,118.00</b> |

## 14 -STREET MAINTENANCE

| ACCOUNT#                                 | TITLE                      |               |                   |
|--|----------------------------|---------------|-------------------|
| <b>ASSETS</b>                            |                            |               |                   |
| 101-2000                                 | STREET MAINT CASH          | 313,451.79    |                   |
| 101-3100                                 | LOGIC STREET MAINTENANCE   | 415,865.02    |                   |
| 105-1000                                 | ACCOUNTS RECEIVABLE        | 128,776.29    |                   |
| 120-0000                                 | DUE FROM                   | 0.00          |                   |
|  |                            |               | <u>858,093.10</u> |
| TOTAL ASSETS                             |                            |               | <u>858,093.10</u> |
| <b>LIABILITIES</b>                       |                            |               |                   |
| 201-0000                                 | ACCOUNTS PAYABLE           | 281,962.54    |                   |
| 201-0200                                 | PRIOR YEAR PAYABLES        | ( 255,453.34) |                   |
| 202-1300                                 | DUE TO                     | 0.00          |                   |
|  |                            |               | <u>26,509.20</u>  |
| TOTAL LIABILITIES                        |                            |               | <u>26,509.20</u>  |
| <b>EQUITY</b>                            |                            |               |                   |
| 390-0000                                 | FUND BALANCE/RETAINED EARN | 439,727.48    |                   |
|  |                            |               | <u>439,727.48</u> |
| TOTAL BEGINNING EQUITY                   |                            |               | <u>439,727.48</u> |
| TOTAL REVENUE                            |                            | 449,574.54    |                   |
| TOTAL EXPENSES                           |                            | 57,718.12     |                   |
|  |                            |               | <u>391,856.42</u> |
| REVENUE OVER/(UNDER) EXPENSES            |                            |               | <u>391,856.42</u> |
| TOTAL EQUITY & OVER/(UNDER)              |                            |               | <u>831,583.90</u> |
| TOTAL LIABILITIES, EQUITY & OVER/(UNDER) |                            |               | <u>858,093.10</u> |

15 -HOT TAX

| ACCOUNT#  | TITLE                          |           |                  |
|---|--------------------------------|-----------|------------------|
| <b>ASSETS</b>                                       |                                |           |                  |
| 101-2000  | HOT TAX CASH                   | 36,229.53 |                  |
| 105-1000  | ACCOUNTS RECEIVABLE            | 7,642.52  |                  |
| 120-0000  | DUE FROM                       | 0.00      |                  |
|   |                                |           | <u>43,872.05</u> |
| <b>TOTAL ASSETS</b>                                 |                                |           | <u>43,872.05</u> |
| <b>LIABILITIES</b>                                  |                                |           |                  |
| 201-0000  | ACCOUNTS PAYABLE               | 0.00      |                  |
| 202-1300  | DUE TO                         | 0.00      |                  |
| <b>TOTAL LIABILITIES</b>                            |                                |           | <u>0.00</u>      |
| <b>EQUITY</b>                                       |                                |           |                  |
| 390-0000  | FUND BALANCE/RETAINED EARNINGS | 21,661.76 |                  |
| <b>TOTAL BEGINNING EQUITY</b>                       |                                |           | <u>21,661.76</u> |
| <b>TOTAL REVENUE</b>                                |                                | 22,210.29 |                  |
| <b>TOTAL EXPENSES</b>                               |                                | 0.00      |                  |
| <b>REVENUE OVER/(UNDER) EXPENSES</b>                |                                |           | <u>22,210.29</u> |
| <b>TOTAL EQUITY &amp; OVER/(UNDER)</b>              |                                |           | <u>43,872.05</u> |
| <b>TOTAL LIABILITIES, EQUITY &amp; OVER/(UNDER)</b> |                                |           | <u>43,872.05</u> |

16 -LOC TRUANCY &amp; PREVENTION

| ACCOUNT#                                 | TITLE                          |          |                 |
|--|--------------------------------|----------|-----------------|
| <b>ASSETS</b>                            |                                |          |                 |
| <u>=====</u>                             |                                |          |                 |
| 101-2100                                 | LOC TRUANCY & PREVENTION FUND  | 2,196.27 |                 |
| 105-1000                                 | ACCOUNTS RECEIVABLE            | 0.00     |                 |
| 120-0000                                 | DUE FROM                       | 0.00     |                 |
|  |                                |          | <u>2,196.27</u> |
| TOTAL ASSETS                             |                                |          | <u>2,196.27</u> |
| <b>LIABILITIES</b>                       |                                |          |                 |
| <u>=====</u>                             |                                |          |                 |
| 201-0000                                 | ACCOUNTS PAYABLE               | 0.00     |                 |
| 201-0200                                 | PRIOR YEAR PAYBLES             | 0.00     |                 |
| 202-0910                                 | PREPAID PAYABLES               | 0.00     |                 |
| 202-1300                                 | DUE TO                         | 0.00     |                 |
| TOTAL LIABILITIES                        |                                |          | <u>0.00</u>     |
| <b>EQUITY</b>                            |                                |          |                 |
| <u>=====</u>                             |                                |          |                 |
| 390-0000                                 | FUND BALANCE/RETAINED EARNINGS | 0.00     |                 |
| TOTAL BEGINNING EQUITY                   |                                |          | <u>0.00</u>     |
| TOTAL REVENUE                            |                                | 2,365.00 |                 |
| TOTAL EXPENSES                           |                                | 168.73   |                 |
| REVENUE OVER/(UNDER) EXPENSES            |                                | 2,196.27 |                 |
| TOTAL EQUITY & OVER/(UNDER)              |                                |          | <u>2,196.27</u> |
| TOTAL LIABILITIES, EQUITY & OVER/(UNDER) |                                |          | <u>2,196.27</u> |

## 17 -MUNICIPAL JURY FUND

| ACCOUNT#  | TITLE                          |           |               |
|---|--------------------------------|-----------|---------------|
| <b>ASSETS</b>                                       |                                |           |               |
| 101-2100  | MUNICIPAL JURY FUND            | 6.58      |               |
| 105-1000  | ACCOUNTS RECEIVABLE            | 0.00      |               |
| 120-0000  | DUE FROM                       | 0.00      |               |
|   |                                |           | 6.58          |
| <b>TOTAL ASSETS</b>                                 |                                |           | <u>6.58</u>   |
| <b>LIABILITIES</b>                                  |                                |           |               |
| 201-0000  | ACCOUNTS PAYABLE               | 0.00      |               |
| 201-0200  | PRIOR YEAR PAYABLES            | 0.00      |               |
| 202-0910  | PREPAID PAYABLES               | 0.00      |               |
| 202-1300  | DUE TO                         | 160.00    |               |
| <b>TOTAL LIABILITIES</b>                            |                                |           | <u>160.00</u> |
| <b>EQUITY</b>                                       |                                |           |               |
| 390-0000  | FUND BALANCE/RETAINED EARNINGS | 0.00      |               |
| <b>TOTAL BEGINNING EQUITY</b>                       |                                |           | <u>0.00</u>   |
| <b>TOTAL REVENUE</b>                                |                                | 50.31     |               |
| <b>TOTAL EXPENSES</b>                               |                                | 203.73    |               |
| <b>REVENUE OVER/(UNDER) EXPENSES</b>                |                                | ( 153.42) |               |
| <b>TOTAL EQUITY &amp; OVER/(UNDER)</b>              |                                | ( 153.42) |               |
| <b>TOTAL LIABILITIES, EQUITY &amp; OVER/(UNDER)</b> |                                |           | <u>6.58</u>   |

FUND # : 01 GENERAL FUND

STATUS: ALL

G/L RANGE : ALL

VENDOR RANGE: ALL

ISSUE DATE: 0/00/0000 - 99/99/9999

DEPT BREAK: N

REPORTED THRU: CURRENT BALANCES

DETAILED REPORT

| G/L ACCOUNT | ACCOUNT NAME             | PO NO#   | ISSUE DATE | VENDOR | VENDOR NAME        | ITEM DESCRIPTION      | AMOUNT OUTSTANDING |
|-------------|--------------------------|----------|------------|--------|--------------------|-----------------------|--------------------|
| 01 510-5203 | SCHOOLS & SEMINARS       | 20-01041 | 1/13/2020  | 2069   | PRAETORIAN GROUP I | HB 3834 TRAINING      | 907.80             |
|             |                          |          |            |        | ** TOTAL **        |                       | 907.80             |
| 01 510-5305 | TECHNOLOGY & EQUIPMENT   | 20-01035 | 12/20/2019 | 0809   | RX TECHNOLOGY      |                       | 59,643.00          |
|             |                          | 20-01054 | 3/18/2020  | 2106   | CDW GOVERNEMVT LLC | TECH SUPPLIES         | 234.76             |
|             |                          | 20-01057 | 3/20/2020  | 0764   | TYLER TECHNOLOGIES | ADMIN INCODE MODULE   | 2,063.00           |
|             |                          |          |            |        | ** TOTAL **        |                       | 61,940.76          |
| 01 540-5205 | TECHNOLOGY & EQUIPMENT   | 20-01056 | 3/20/2020  | 0764   | TYLER TECHNOLOGIES | DS INCODE MODULE      | 3,200.00           |
|             |                          |          |            |        | ** TOTAL **        |                       | 3,200.00           |
| 01 550-5241 | BUILDING MAINTENANCE     | 20-01037 | 12/20/2019 | 1704   | KENTECH INC        | GENERATOR REPAIR      | 740.00             |
|             |                          |          |            |        | ** TOTAL **        |                       | 740.00             |
| 01 550-5243 | GROUNDS MAINTENANCE      | 20-01031 | 12/09/2019 | 0069   | HOME DEPOT INC     |                       | 225.76             |
|             |                          |          |            |        | ** TOTAL **        |                       | 225.76             |
| 01 550-5244 | LANDSCAPING SERVICES     | 20-01042 | 1/16/2020  | 1316   | STONE & SOIL DEPOT | soil                  | 100.00             |
|             |                          |          |            |        | ** TOTAL **        |                       | 100.00             |
| 01 550-5520 | PARKS & RECREATION       | 20-01055 | 3/20/2020  | 1306   | MAGIC IN THE SKY L | 2020 FIREWORK DISPLAY | 6,125.00           |
|             |                          |          |            |        | ** TOTAL **        |                       | 6,125.00           |
| 01 560-5302 | OPERATING SUPPLIES       | 20-01036 | 12/20/2019 | 0058   | G T DISTRIBUTORS I |                       | 109.92             |
|             |                          |          |            |        | ** TOTAL **        |                       | 109.92             |
| 01 560-5303 | TECHNOLOGY & EQUIPMENT   | 20-01033 | 12/12/2019 | 1779   | STALKER RADAR      | BODY CAMERAS          | 62,328.00          |
|             |                          |          |            |        | ** TOTAL **        |                       | 62,328.00          |
| 01 580-5202 | MEMBERSHIPS & LICENSES   | 20-01048 | 1/28/2020  | 2076   | TEXAS FIRE CHIEFS  |                       | 1,000.00           |
|             |                          |          |            |        | ** TOTAL **        |                       | 1,000.00           |
| 01 580-5305 | EQUIPT. PURCHASE / MAINT | 20-01052 | 2/11/2020  | 1966   | W S DARLEY & CO    |                       | 187.50             |
|             |                          |          |            |        | ** TOTAL **        |                       | 187.50             |

FUND # : 01 GENERAL FUND

STATUS: ALL

G/L RANGE : ALL

VENDOR RANGE: ALL

ISSUE DATE: 0/00/0000 - 99/99/9999

DEPT BREAK: N

REPORTED THRU: CURRENT BALANCES

DETAILED REPORT

| G/L ACCOUNT | ACCOUNT NAME            | PO NO#   | ISSUE DATE | VENDOR | VENDOR NAME        | ITEM DESCRIPTION | AMOUNT OUTSTANDING |
|-------------|-------------------------|----------|------------|--------|--------------------|------------------|--------------------|
| 01 580-5312 | VEHICLES & RELATED EXP. | 20-01044 | 1/24/2020  | 2074   | AMAZON CAPITOL SER |                  | 154.72             |
| ** TOTAL ** |                         |          |            |        |                    |                  | 154.72             |



FUND # : ALL  
G/L RANGE : ALL  
ISSUE DATE: 0/00/0000 - 99/99/9999  
REPORTED THRU: CURRENT BALANCES

STATUS: ALL  
VENDOR RANGE: ALL  
DEPT BREAK: N

## REPORT TOTALS

FUND: 01 GENERAL FUND

|           |                      |           |
|-----------|----------------------|-----------|
| DEPT: 510 | ADMINISTRATION       | 62,848.56 |
| DEPT: 540 | DEVELOPMENT SERVICES | 3,200.00  |
| DEPT: 550 | BUILDING & GROUNDS   | 7,190.76  |
| DEPT: 560 | POLICE DEPARTMENT    | 62,437.92 |
| DEPT: 580 | FIRE DEPARTMENT      | 1,342.22  |

-----  
\*\* FUND TOTAL \*\* 137,019.46

\*\* GRAND TOTAL \*\* 137,019.46

FUND # : ALL  
G/L RANGE : ALL  
ISSUE DATE: 0/00/0000 - 99/99/9999  
REPORTED THRU: CURRENT BALANCES

STATUS: ALL  
VENDOR RANGE: ALL  
DEPT BREAK: N

REPORT TOTALS

GL WARNINGS

\*\*\*\* NOTE: PARTIAL REPORT SELECTED. PO'S NOT VERIFIED AGAINST GENERAL LEDGER.

SELECTION CRITERIA

-----  
REPORT OPTIONS

REPORTED THRU: CURRENT BALANCES  
REPORT TYPE: DETAIL  
BREAK BY DEPT: NO

-----  
STATUS: OUTSTANDING  
RECEIVED  
PARTIAL

-----  
FUND : ALL  
G/L RANGE : ALL  
ISSUE DATE: 0/00/0000 - 99/99/9999  
VENDOR RANGE: ALL  
-----

\*\*\*\* END OF REPORT \*\*\*\*



## CITY COUNCIL AGENDA ITEM REQUEST FORM

**MEETING DATE:** May 14, 2020

**AGENDA PLACEMENT:**

- PRESENTATION
- UNFINISHED BUSINESS
- CONSENT
- INDIVIDUAL
- CLOSED

**CAPTION:**

Discussion of and action on a preliminary and final subdivision plat, pursuant to Municipal Code of Ordinances Chapter 78 *Subdivisions*, establishing Goat Hill Subdivision, being a 11.249 acre tract of land out of the J.M. Ross Survey No. 224, Abstract 645, County Block 4524, and being a portion of land conveyed to the Polk Family Trust recorded in Volume 12696, Page 347 of the Official Public Records of Bexar County, Texas. (Applicant)

**EXECUTIVE SUMMARY:**

The subject property is located on Bandera Road (S.H. 16), near its intersection with Whip O Will Way. A home, with available utility services, exists on the property and is addressed as 10345 Longhorn, Helotes, Texas 78023. The current recordation of the land includes a non-conforming cell tower site that was in existence when the City annexed the property. The property was annexed on December 8, 2005 (Ordinance No. 293). The non-conforming cell tower site is accessible by means of an electrical easement (annotated on the plat).

The property's zoning designation is Single-Family Residential District (R-1). Pursuant to Code, cell towers are prohibited in an R-1 zoning district. The owners, Polk Family Trust, would like to have the option to sell the property, and have subsequently requested to legally plat the tract without the cell tower site. No construction is proposed for this property.

**ATTACHMENTS:**

- Attachment A – P&Z Meeting Report
- Attachment B – City Engineer Recommendation
- Attachment C – Fire Marshall Review
- Attachment D – Cell Tower Site Exhibit
- Attachment E – Goat Hill Subdivision Memo and Plat

**PREPARED BY:** Ernest Cruz, Development Services Director

**DATE SUBMITTED:** May 6, 2020

## Attachment A

5 May 2020

To: City Council

From: Gregg Michel  
Chairman, Planning and Zoning Commission

Re: Planning and Zoning Commission Monthly Report

The Planning & Zoning Commission held its regular monthly meeting on May 5. The Commission took the following action:

- Unanimously recommended approval of a preliminary and final subdivision plat establishing Goat Hill Subdivision. The platting of this property, which is zoned R-1, will separate it from a cell tower site on this same land (the cell tower pre-dated annexation of the property by the city). The applicant states that no construction is planned for the site.



March 30, 2020

Mr. Ernest Cruz  
Development Services Specialist  
City of Helotes  
P.O. Box 507  
Helotes, TX 78023

Subject: Goat Hill Subdivision  
Preliminary and Final Plat

Dear Mr. Cruz:

I have reviewed the Goat Hill Subdivision preliminary and final plat and recommend approval.

Please place the Goat Hill Subdivision preliminary and final plat on the next scheduled Planning and Zoning Agenda for discussion and appropriate action.

If you have any questions or need additional information, please do not hesitate to contact me at (210) 822-2232.

Sincerely,  
LNV, Inc.  
TBPE Firm No. F-366

A handwritten signature in black ink, appearing to read "J. Arteritano", is written over a horizontal line.

Joseph T. Arteritano, PE  
Senior Project Manager

**Ernest Cruz**

---

**From:** Eddie Haynes  
**Sent:** Thursday, January 30, 2020 10:47 AM  
**To:** Ernest Cruz; Byron Sanderfer  
**Cc:** Belenda Parker; Joshua W. Mair  
**Subject:** RE: Goat Hill Subdivision Plat - Plat Attached

Ernest,

I don't have any comments for this plat.

Thanks,

Ed Haynes  
City of Helotes Fire Department  
12951 Banderas Road  
Helotes, TX 78023  
210-695-6716 Office  
210-695-6712 Fax



---

**From:** Ernest Cruz  
**Sent:** Thursday, January 30, 2020 9:30 AM  
**To:** Byron Sanderfer ; Eddie Haynes  
**Cc:** Belenda Parker; Joshua W. Mair  
**Subject:** Goat Hill Subdivision Plat - Plat Attached

Good morning,

Please see attached for your review. Thank you.

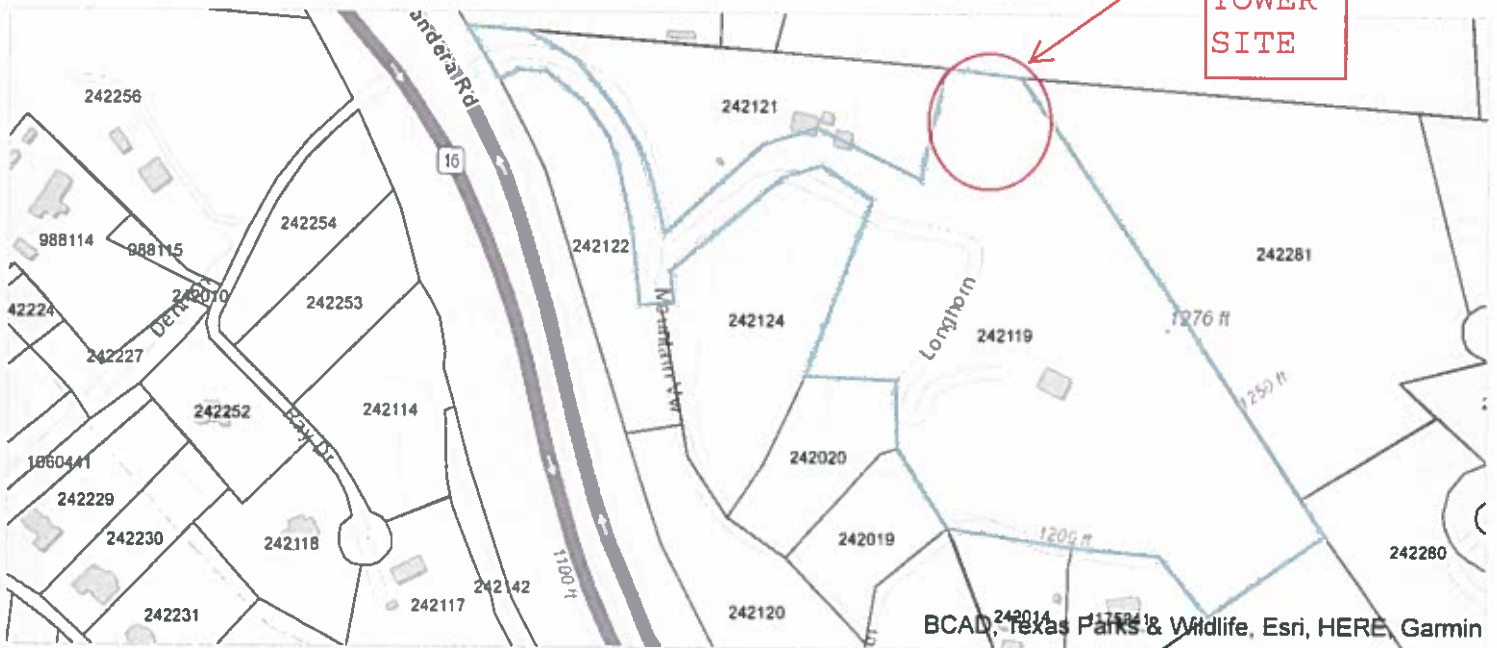
**Ernest Cruz**  
**Development Services Director**  
**210.695.5905**



City of Helotes  
P.O. Box 507 | 2951 Banderas Road  
Helotes, Texas 78023  
[www.helotes-tx.gov](http://www.helotes-tx.gov)

# Attachment D

|  |   |   |
|--|---|---|
| Property Identification # 242119   | Property Information 2020   | Owner Identification # 2574585                      |
| Geo ID: 04524-000-0420<br>Situs: 10345 LONGHORN HELOTES, TX<br>Address: 78023<br>Property Type: Real<br>State Code: A1 | Legal: CB 4524 P-42 ABS 645 CITY OF<br>Description: HELOTES ANNEXATION<br>Abstract: A04524<br>Neighborhood: SHERWOOD / HILLS / OAK CLIFF (NS)<br>Appraised Value: N/A<br>Jurisdictions: CAD, 06, 11, 09, 56, 10, 42, 08 | Name: POLK FAMILY TRUST<br>Exemptions:<br>DBA: Null |



Bexar CAD Map Search

This product is for informational purposes only and may not have been prepared for or be suitable for legal, engineering, or surveying purposes. It does not represent an on-the-ground survey and represents only the approximate relative location of property boundaries. The Bexar County Appraisal District expressly disclaims any and all liability in connection herewith.







## GARY HILL ENGINEERING LLC

9238 Trailing Fern  
Helotes, Texas 78023  
210-241-8060  
TBPE Firm No. F-16593  
gary@ghengrllc.com

RECEIVED

JAN 30 2020

CITY OF HELOTES

## MEMORANDUM OF RECORD

Date: 30Jan20  
To: Byron Sanderfer, P.E., City Engineer – 210-822-2232  
From: Frank G.(Gary) Hill, P.E., CFM  
Project: 19.16 Goat Hill Subdivision  
Subject: Plat Application

Enclosed is a plat application for a single family residential lot within the City of Helotes.

There is no proposed construction for this lot. The Owner, a family trust, is platting the tract with the existing cell tower area excluded so that they might sell the lot/home to a prospective buyer. The City of Helotes requires that a legal lot be created that doesn't contain the existing cell tower site because of zoning restrictions. This is the reason for this plat.

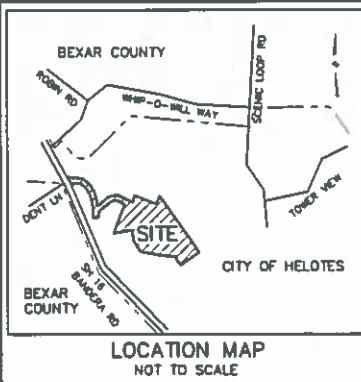
There is an existing residence onsite with existing electric service, existing water well, and existing septic tank. No new service is being requested or anticipated.

All agency review Letters of Certification or Request for Reviews are enclosed at this time except for CATV. I have had repeated difficulties in getting any contact/reply for my submitted RFR for Spectrum CATV. Can you provide me a name/tele/email address for the current CATV reviewer so that I may obtain an RFR from them?

I am submitting the standard plat application packet today to Ernie Cruz. I will be out of country from Sat 1Feb to Sun 9Feb on a family vacation and hope to have feedback from you on this application by the time I return. The Owners live in Florida and I will have to send the plat mylar to them for signature/notarization via FEDEX once I get your authorization for the final submittal.

Thanks for your help in this matter and please contact me if you have any questions.

1916M03.DOCX



**CPS/SAWS/COSA/UTILITY:**

1. THE CITY OF SAN ANTONIO AS PART OF ITS ELECTRIC, GAS, WATER, AND WASTEWATER SYSTEM-CITY PUBLIC SERVICE BOARD (CPS ENERGY) AND SAN ANTONIO WATER SYSTEM (SAWS) IS HEREBY DEDICATED THE EASEMENTS AND RIGHTS-OF-WAY FOR UTILITY, TRANSMISSION, AND DISTRIBUTION INFRASTRUCTURE AND SERVICE FACILITIES IN THE AREAS DESIGNATED ON THIS PLAT AS "ELECTRIC EASEMENT", "ANCHOR EASEMENT", "SERVICE EASEMENT", "OVERHANG EASEMENT", "UTILITY EASEMENT", "GAS EASEMENT", "TRANSFORMER EASEMENT", "WATER EASEMENT", "SANITARY SEWER EASEMENT", AND/OR "RECYCLED WATER EASEMENT" FOR THE PURPOSE OF INSTALLING, CONSTRUCTING, RECONSTRUCTING, MAINTAINING, REMOVING, INSPECTING, PATROLLING, AND ERECTING UTILITY INFRASTRUCTURE AND SERVICE FACILITIES FOR THE REASONS DESCRIBED ABOVE. CPS ENERGY AND SAWS SHALL ALSO HAVE THE RIGHT TO RELOCATE SAID INFRASTRUCTURE AND SERVICE FACILITIES WITHIN EASEMENT AND RIGHT-OF-WAY AREAS, TOGETHER WITH THE RIGHT OF INGRESS AND EGRESS OVER GRANTEE'S ADJACENT LANDS FOR THE PURPOSE OF ACCESSING SUCH INFRASTRUCTURE AND SERVICE FACILITIES AND THE RIGHT TO REMOVE FROM SAID LANDS ALL TREES OR PARTS THEREOF OR OTHER OBSTRUCTIONS WHICH ENHANCE OR MAY INTERFERE WITH THE EFFICIENCY OF WATER, SEWER, GAS, AND/OR ELECTRIC INFRASTRUCTURE AND SERVICE FACILITIES. NO BUILDINGS, STRUCTURES, CONCRETE SLABS, OR WALLS WILL BE PLACED WITHIN EASEMENT AREAS WITHOUT ENCROACHMENT AGREEMENT WITH THE RESPECTIVE UTILITY.

2. ANY CPS ENERGY OR SAWS MONETARY LOSS RESULTING FROM MODIFICATIONS REQUIRED OF CPS ENERGY OR SAWS INFRASTRUCTURE AND SERVICE FACILITIES LOCATED WITHIN SAID EASEMENT, DUE TO GRADE CHANGES OR GROUND ELEVATION ALTERATIONS SHALL BE CHARGED TO THE PERSON OR PERSONS DEEMED RESPONSIBLE FOR SAID GRADE CHANGES OR GROUND ELEVATION ALTERATIONS.

3. THIS PLAT DOES NOT AMEND, ALTER, RELEASE OR OTHERWISE AFFECT ANY EXISTING ELECTRIC, GAS, WATER, SEWER, DRAINAGE, TELEPHONE, CABLE TV EASEMENTS OR ANY OTHER EASEMENTS FOR UTILITIES UNLESS THE CHANGES TO SUCH EASEMENTS ARE DESCRIBED HEREON.

4. CONCRETE DRIVEWAY APPROACHES ARE ALLOWED WITHIN THE FIVE (5) AND TEN (10) FOOT WIDE ELECTRIC AND GAS EASEMENTS WHEN LOTS ARE SERVED ONLY BY UNDERGROUND ELECTRIC AND GAS FACILITIES.

5. ROOF OVERHANGS ARE ALLOWED WITHIN FIVE (5) AND TEN (10) FOOT WIDE ELECTRIC AND GAS EASEMENTS WHEN ONLY UNDERGROUND ELECTRIC AND GAS FACILITIES ARE PROPOSED OR EXISTING WITHIN THOSE FIVE (5) AND TEN (10) FOOT WIDE EASEMENTS.

**SAWS UTILITY NOTES:**

1. IMPACT FEE NOTE: NO IMPACT FEES ARE DUE. THIS LOT IS PROVIDED WATER SERVICE BY AN EXISTING WATER WELL AND EXISTING SEPTIC TANK (OSSP). NO SAWS WATER OR SANITARY SEWER MAINS SERVE OR ARE PROPOSED FOR THIS PLAT.

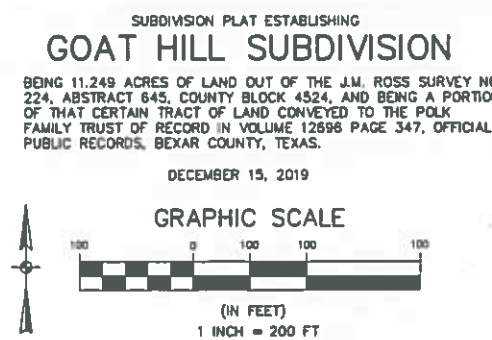
**SURVEYOR'S NOTES:**

1. PROPERTY CORNERS ARE MONUMENTED WITH A CAP OR DISK MARKED "PLS 5520" UNLESS NOTED OTHERWISE.

2. COORDINATES SHOWN ARE BASED ON THE NORTH AMERICAN DATUM OF 1983 (CORS 1986) FROM THE TEXAS COORDINATE SYSTEM ESTABLISHED FOR THE SOUTH CENTRAL ZONE DISPLAYED IN GRID VALUES DERIVED FROM THE NGS COOPERATIVE CORS NETWORK.

3. DIMENSIONS SHOWN ARE SURFACE.

4. BEARINGS ARE BASED ON THE NORTH AMERICAN DATUM OF 1983 (CORS 1986), FROM THE TEXAS COORDINATE SYSTEM ESTABLISHED FOR THE SOUTH CENTRAL ZONE.



**PROJECT SURVEYOR**  
SURGIS OF TEXAS CORPORATION  
12274 BANDERA ROAD, SUITE 123  
HELOTES, TEXAS 78023  
210-387-5843  
FIRM# 10193840  
JOB: 107-03

| TANGENT | LENGTH  | BEARING     |
|---------|---------|-------------|
| T1      | 182.91' | S63°51'32"E |
| T2      | 113.96' | S50°38'23"E |
| T3      | 88.87'  | S31°08'57"E |
| T4      | 80.73'  | S18°31'57"E |
| T5      | 120.63' | S12°41'37"E |
| T6      | 185.18' | N46°46'13"E |
| T7      | 100.52' | N75°11'52"E |
| T8      | 208.87' | S63°32'22"E |
| T9      | 88.97'  | N12°23'00"E |
| T10     | 278.38' | S68°00'25"E |
| T11     | 100.88' | N23°23'56"E |
| T12     | 82.34'  | N38°37'29"W |
| T13     | 29.78'  | N33°37'46"E |
| T14     | 158.53' | N86°44'03"W |
| T15     | 180.70' | N33°23'58"W |

| TANGENT | LENGTH  | BEARING     |
|---------|---------|-------------|
| T16     | 107.83' | N32°54'7"W  |
| T17     | 31.63'  | N73°20'11"W |
| T18     | 192.99' | S78°31'13"W |
| T19     | 109.22' | N63°19'11"W |
| T20     | 83.85'  | S74°29'03"W |
| T21     | 185.30' | S48°51'05"W |
| T22     | 88.96'  | S62°02'08"W |
| T23     | 80.33'  | S84°44'21"W |
| T24     | 125.78' | N1°58'29"W  |
| T25     | 118.53' | N12°24'37"W |
| T26     | 50.78'  | N18°47'40"W |
| T27     | 72.08'  | N31°01'25"W |
| T28     | 88.42'  | N50°30'43"W |
| T29     | 47.75'  | S61°02'51"W |
| T30     | 80.18'  | N84°09'11"W |

| CURVE | LENGTH  | RADIUS   | TANGENT | CHORD   | BEARING     | DELTA     |
|-------|---------|----------|---------|---------|-------------|-----------|
| C1    | 109.99' | 1542.35' | 53.02'  | 109.96' | N30°45'40"W | 42°03'09" |

- EASEMENTS**
- 14' GAS, ELEC, TELE CATV EASEMENT
  - AT&T & L3 AC POLK ACCESS EASEMENT VOL. 8388 PG. 1004 DPRBC
  - 28' ELECTRIC EASEMENT VOL. 8373 PG. 1500 DPRBC
  - INGRESS AND EGRESS EASEMENT VOL. 8025 PG. 918 DPRBC
  - 80' INGRESS AND EGRESS EASEMENT VOL. 8025 PG. 914 DPRBC
  - 80' INGRESS AND EGRESS EASEMENT VOL. 1093 PG. 789 DPRBC
  - 20' PUBLIC ROAD EASEMENT VOL. 4790 PG. 1477 DPRBC
  - 30' PUBLIC ROAD EASEMENT VOL. 4790 PG. 1473 DPRBC
  - 80' ROAD VOL. 10303 PG. 2059 DPRBC
  - 80' INGRESS AND EGRESS EASEMENT VOL. 5318 PG. 710 DPRBC
  - 30' ELECTRIC, GAS, TELE, CATV EASEMENT VOL. 9840 PG. 194 DPRBC
  - 14' ELECTRIC, GAS, TELE, CATV EASEMENT VOL. 9840 PG. 194 DPRBC
  - ELECTRIC LINE RIGHT-OF-WAY EASEMENT VOL. 5023 PG. 834 DPRBC
  - 10' OVERHEAD ELECTRIC EASEMENT

STATE OF TEXAS  
COUNTY OF BEXAR

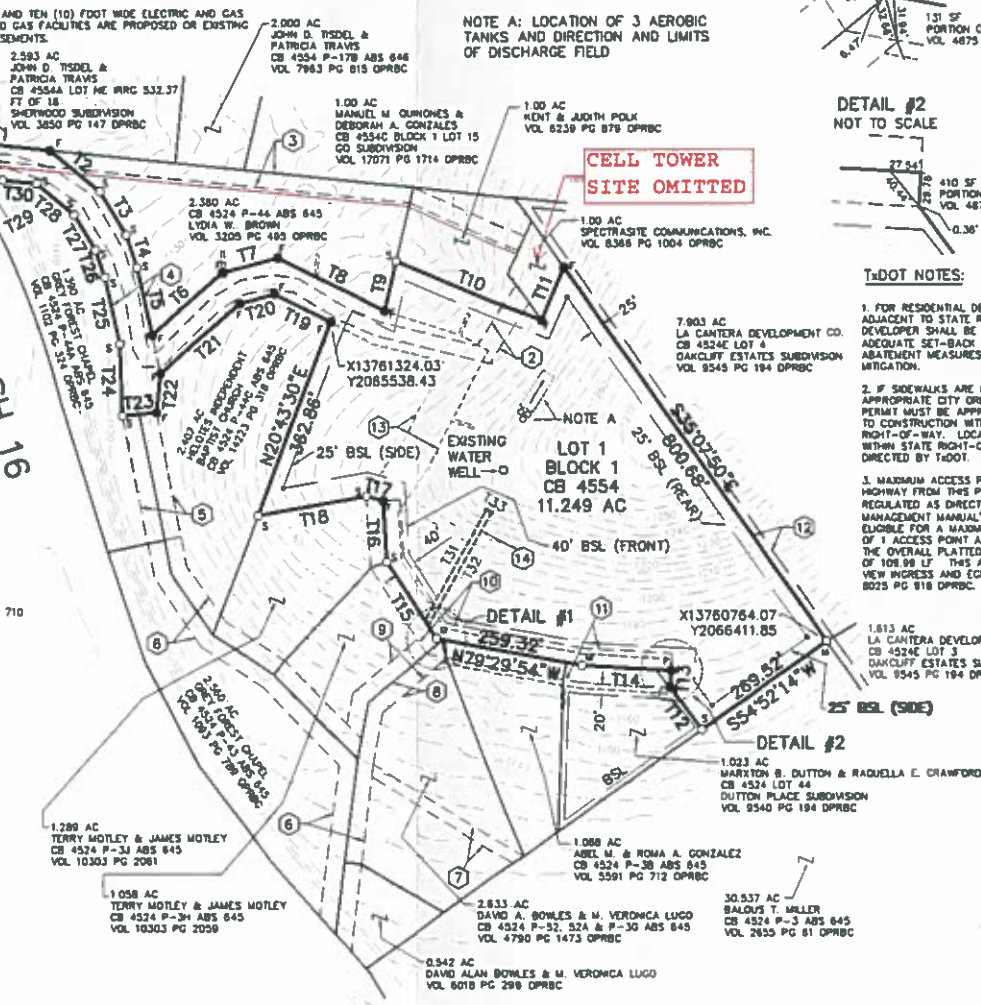
I HEREBY CERTIFY THAT THIS PLAT IS TRUE AND CORRECT AND WAS PREPARED FROM AN ACTUAL SURVEY OF THE PROPERTY MADE UNDER MY SUPERVISION ON THE GROUND.

BY: PHILIP V. HAMPTON, TEXAS REGISTERED PROFESSIONAL LAND SURVEYOR NO. 5520

STATE OF TEXAS  
COUNTY OF BEXAR

I HEREBY CERTIFY THAT PROPER ENGINEERING CONSIDERATION HAS BEEN GIVEN THIS PLAT TO THE MATTERS OF STREETS, LOTS, AND DRAINAGE LAYOUT.

BY: FRANK G. HILL, LICENSED PROFESSIONAL ENGINEER NO. 70154



**TxDOT NOTES:**

1. FOR RESIDENTIAL DEVELOPMENT DIRECTLY ADJACENT TO STATE RIGHT-OF-WAY, THE DEVELOPER SHALL BE RESPONSIBLE FOR ADEQUATE SET-BACK AND/OR SOUND ABATEMENT MEASURES FOR FUTURE NOISE MITIGATION.

2. IF SIDEWALKS ARE REQUIRED BY APPROPRIATE CITY ORDINANCE, A SIDEWALK PERMIT MUST BE APPROVED BY TxDOT PRIOR TO CONSTRUCTION WITHIN STATE RIGHT-OF-WAY. LOCATIONS OF SIDEWALKS WITHIN STATE RIGHT-OF-WAY SHALL BE DIRECTED BY TxDOT.

3. MAXIMUM ACCESS POINTS TO STATE HIGHWAY FROM THIS PROPERTY WILL BE REGULATED AS DIRECTED BY "ACCESS MANAGEMENT MANUAL." THIS PROPERTY IS ELIGIBLE FOR A MAXIMUM COMBINED TOTAL OF 1 ACCESS POINT ALONG SH16 BASED ON THE OVERALL PLATTED HIGHWAY FRONTAGE OF 108.98 LF. THIS ACCESS IS MAINTAIN NEW INGRESS AND EGRESS EASEMENT, VOL. 8025 PG. 918 DPRBC.

**WATER WELL CERTIFICATION**

I HEREBY CERTIFY TO THE BEST OF MY KNOWLEDGE THAT AT THE TIME OF DIRECTOR APPROVAL, A POTABLE GROUND WATER SUPPLY WHICH MEETS THE CURRENT STANDARDS AS ESTABLISHED BY THE TEXAS DEPARTMENT OF HEALTH FOR DRINKING WATER UNDERLIES EACH LOT AND SUCH WATER IS OF SUFFICIENT QUANTITY TO SUPPLY THE DOMESTIC NEEDS OF THE IMPROVEMENTS TO BE CONSTRUCTED ON THE INDIVIDUAL LOTS WITHIN THE SUBDIVISION. EACH INDIVIDUAL PROPERTY OWNER IS RESPONSIBLE FOR THE CONSTRUCTION OF AN INDIVIDUAL WATER WELL THAT IS IN COMPLIANCE WITH THE RULES AND REGULATIONS OF THE TEXAS DEPARTMENT OF HEALTH AND TEXAS DEPARTMENT OF HEALTH.

FRANK G. HILL  
REGISTERED PROFESSIONAL ENGINEER  
SWORN AND SUBSCRIBED BEFORE ME THIS THE \_\_\_ DAY OF \_\_\_\_\_ A.D. \_\_\_\_\_

NOTARY PUBLIC  
BEXAR COUNTY, TEXAS

**LEGEND & ABBREVIATIONS**

VOL VOLUME  
PG PAGE  
CATV CABLE TV  
ROW RIGHT OF WAY  
P FOUND 1/2" IRON PIN  
O & SET 1/2" IRON PIN  
B SET 3/8" NAIL  
ELEC ELECTRIC  
TELE TELEPHONE  
CB COUNTY BLOCK  
AC ACRES  
DPRBC OFFICIAL PUBLIC RECORDS OF BEXAR COUNTY, TEXAS  
DR DEED AND PLAT RECORDS OF BEXAR COUNTY, TEXAS  
DR DRIVE  
LN LANE  
BL BUILDING SETBACK LINE (20' UNLESS OTHERWISE NOTED)

INDEX CONTOUR  
INTERMEDIATE CONTOUR  
ROW CENTERLINE & SYMBOL  
LOT BOUNDARY

| TANGENT | LENGTH  | BEARING     |
|---------|---------|-------------|
| T31     | 224.92' | N29°59'32"E |
| T32     | 228.63' | S29°59'32"W |
| T33     | 10.00'  | S80°00'28"E |

**GARY HILL ENGINEERING LLC**  
9238 TRAILING FERN  
HELOTES, TEXAS 78023  
210-241-8060  
TBPE FIRM NO. F-16593

STATE OF TEXAS §  
COUNTY OF BEXAR §

THE OWNER OF LAND SHOWN ON THIS PLAT, AND WHOSE NAME IS SUBSCRIBED HERETO, AND IN PERSON OR THROUGH A DULY AUTHORIZED AGENT, DEDICATES TO THE CITY OF HELOTES, TEXAS, FOR THE USE OF THE PUBLIC FOREVER ALL STREETS (OTHER THAN PRIVATE STREETS), ALLEYS, PARKS, WATER COURSES, DRAINS, EASEMENTS AND WATER AND SEWER LINES IN ALL OF THE AFORESAID PUBLIC PLACES AND ALL OTHER PUBLIC PLACES THERE ON SHOWN FOR THE PURPOSE AND CONSIDERATION THEREIN EXPRESSED.

OWNER: KENT POLK JUDITH POLK  
CO-TRUSTEES  
POLK FAMILY TRUST  
1320 PARKVIEW LN  
LARGO, FLORIDA 33770

STATE OF TEXAS §  
COUNTY OF BEXAR §

BEFORE ME, THE UNDERSIGNED AUTHORITY ON THIS DAY PERSONALLY APPEARED KENT POLK & JUDITH POLK KNOWN TO ME TO BE THE PERSONS WHOSE NAMES ARE SUBSCRIBED TO THE FOREGOING INSTRUMENT, AND ACKNOWLEDGED TO ME THAT THEY EXECUTED THE SAME FOR THE PURPOSES AND CONSIDERATIONS THEREIN EXPRESSED AND IN THE CAPACITY THEREIN STATED.

GIVEN UNDER MY HAND AND SEAL OF OFFICE  
THIS \_\_\_\_\_ DAY OF \_\_\_\_\_, A.D. 20\_\_

NOTARY PUBLIC, BEXAR COUNTY, TEXAS

**CERTIFICATE OF APPROVAL**

THIS PLAT OF GOAT HILL SUBDIVISION HAS BEEN SUBMITTED TO AND CONSIDERED BY THE CITY OF HELOTES, TEXAS, AND IS HEREBY APPROVED BY SUCH CITY COUNCIL.

DATED THIS \_\_\_\_\_ DAY OF \_\_\_\_\_, 20\_\_

BY: \_\_\_\_\_ MAYOR

BY: \_\_\_\_\_ SECRETARY

BY: \_\_\_\_\_ CHAIR PERSON OF THE PLANNING AND ZONING COMMISSION

THE CITY ENGINEER OF THE CITY OF HELOTES HEREBY CERTIFIES THAT THIS SUBDIVISION PLAT CONFORMS TO ALL REQUIREMENTS OF THE SUBDIVISION REGULATIONS OF THE CITY AS TO WHICH HIS APPROVAL IS REQUIRED.

CITY ENGINEER



|  |
|--|
| <b>CITY COUNCIL<br/>AGENDA ITEM REQUEST FORM</b> |
|--|

**MEETING DATE:** May 14, 2020

**AGENDA PLACEMENT:** Individual

**CAPTION:** Discussion of and action on reinstating brush pick up by C-6 starting Monday June 1<sup>st</sup> or providing compensation to Helotes C6 customers.

**EXECUTIVE SUMMARY:** On April 2, 2020, the City Council learned in an email written by Mayor Tom Schoolcraft to Helotes resident Bob Hoepfner that the City had cancelled Spring Brush Pick-up. The mayor did not consult with the City Council, the body that approved the contract with C-6 on February 2017 with all its stipulations, including two annual brush and bulk pick-ups. The decision to suspend or continue brush pick-up resides with the City Council, not the Mayor. This is no different from the time the C-6 contract was brought to Council to consider revising the waste company's fee during the "gas crisis." The COVID-19 emergency does not give the Mayor the right to unilaterally change the contractual agreement between the City and C-6, inasmuch as the activity of trash and brush pickup is not a prohibited activity in any of the Executive Orders or guidelines that have been handed down from the Governor or County. In his letter to Mr. Hoepfner, the Mayor wrote, "It's important to note that this was our decision, not C6's. C6 is capable of completing the brush pick-up and was prepared to go forward with it. However, Helotes is obligated to comply with the declarations and executive orders issued by Governor Abbott and County Judge Nelson Wolff."

Included in this packet are Executive Order NW-03 Issued March 23, 2020 and Executive Order NW-05 issued April 6, 2020 by Judge Nelson Wolff. In both orders, under Exempt Businesses: Trash and recycling collection, processing and disposal are described as Services Necessary to Maintain Residences or Support Exempt Businesses. These orders are still in effect and have not been rescinded. Also included is a letter by Texas Attorney General dated March 25, 2020, which states that Governor Abbott's Executive Order GA-08 (Mar. 19, 2020) provided that "all critical infrastructure will remain operational and government entities and businesses will continue providing essential services." This letter also explains that the "Constitution does not allow local actions to impair the obligation of State contracts" and his "order expressly allows government entities to continue performing essential services."

Many residents have contacted Councilmembers Alan Holmes and Cynthia Massey voicing their displeasure and disbelief over this decision to cancel brush pickup. One resident even went to the home of Councilmember Holmes to discuss this issue. There have been several emails by concerned citizens and one who spoke during Citizens to be Heard at our City Council meeting

on April 23. Of all times one would choose to cancel brush pickup, this was not the time. With so many people "Sheltered-In-Place" and with so many of our properties of significant size and heavily treed, what people have been doing since the end of March is yard work anticipating the Spring brush pickup. There are many brush piles along the street and in front yards in our city's subdivisions. The piles are dry and brittle by now and constitute a fire hazard. They were, in most cases, put out before it became known that the City would cancel our Spring brush-pickup. Our citizens should not have to pay a private brush company for a service for which they have already paid.

We request that C-6 resumes its contractual responsibility.

**ATTACHMENTS:**

**Attachment A:** Executive Order NW-03 Issued March 23, 2020

**Attachment B:** Executive Order NW-05 issued April 6, 2020

**Attachment C:** Letter to Elected Officials from Texas Attorney General Ken Paxton, dated March 25, 2020

**PREPARED BY:** Councilmember Cynthia Massey and Councilmember Alan Holmes

**Date:** May 4, 2020

*Cynthia Massey* 

on April 23. Of all times one would choose to cancel brush pickup, this was not the time. With so many people "Sheltered-In-Place" and with so many of our properties of significant size and heavily treed, what people have been doing since the end of March is yard work anticipating the Spring brush pickup. There are many brush piles along the street and in front yards in our city's subdivisions. The piles are dry and brittle by now and constitute a fire hazard. They were, in most cases, put out before it became known that the City would cancel our Spring brush-pickup. Our citizens should not have to pay a private brush company for a service for which they have already paid.

We request that C-6 resumes its contractual responsibility.

**ATTACHMENTS:**

**Attachment A:** Executive Order NW-03 Issued March 23, 2020

**Attachment B:** Executive Order NW-05 issued April 6, 2020

**Attachment C:** Letter to Elected Officials from Texas Attorney General Ken Paxton, dated March 25, 2020

**PREPARED BY:** Councilmember Cynthia Massey and Councilmember Alan Holmes

**Date:** May 4, 2020

*Cynthia Massey* 

BEXAR COUNTY



EXECUTIVE ORDER NW-03 OF COUNTY JUDGE NELSON W. WOLFF  
ISSUED March 23, 2020

WHEREAS, pursuant to Texas Government Code Section 418.108, Bexar County Judge Nelson W. Wolff declared a state of local disaster on March 13, 2020 due to imminent threat arising from COVID-19;

WHEREAS, in accordance with Texas Government Code Section 418.108(b), on March 18, 2020, the Bexar County Commissioners Court approved an Order Continuing Declaration of State of Local Disaster for Bexar County (hereafter, the "*Order of Continuation of Declaration*");

WHEREAS, in accordance with Texas Government Code Section 418.108(b), the consent by Commissioners Court authorizes the Bexar County Judge to continue to exercise the powers granted by the Texas Disaster Act of 1975 for the period specified in the Order of Continuing Declaration;

WHEREAS, on March 13, 2020, Texas Governor Greg Abbott issued a declaration of public health disaster in and for the State of Texas and on March 19, 2020, the Texas Department of State Health Services issued a declaration of a public health disaster in the State of Texas for the first time since 1901;

WHEREAS, on March 18, 2020 the Bexar County Commissioners Court approved the Order of Continuation of Declaration and authorized the Bexar County Judge to take such actions as are necessary in order to protect the health, safety and welfare of the citizens of Bexar County;

WHEREAS, the County Judge has determined that extraordinary emergency measures must be taken to mitigate the effects of this public health emergency and to facilitate a cooperative response; and

WHEREAS, to remain consistent with the declaration of the Texas Department of State Health Services and the executive order issued by Governor Greg Abbott as of March 19, 2020 and to harmonize, to the extent possible, the executive orders of Governor Greg Abbott, the Bexar County Judge and the mandates contained in the declaration of the Mayor of the City of San Antonio, as extended, I hereby rescind my previous Executive Order as issued on March 19, 2020 and issue this Executive Order in its place.

**PURSUANT TO THE TEXAS DISASTER ACT OF 1975, BEXAR COUNTY JUDGE NELSON W. WOLFF HEREBY ISSUES THIS EXECUTIVE ORDER AS FOLLOWS:**

1.e Effective as of 11:59 p.m. on Tuesday, March 24, 2020, and continuing through 11:59 p.m. on April 9, 2020, unless extended, terminated early by Bexar County Judge Nelson W. Wolff or otherwise indicated below:

1.e Subject to the definitions and further guidance set out in Subsection (i) below, that all persons currently residing within the incorporated and unincorporated territory of Bexar County are hereafter directed to stay at home ("*Stay Home Work Safe Measures*"). All persons may only leave their residences to engage in allowable activities which shall include Exempted Activities or Exempted Businesses (as defined below) but must implement all social distancing requirements and adopt other mitigating measures. All public or private gatherings of any number of people occurring outside a single household are hereafter prohibited, except as otherwise provided herein. Nothing in this Executive Order prohibits the gathering of members within a household.

2.e With the exception of Exempted Businesses, as defined below, that all businesses operating within Bexar County are required to cease all activities at any facility located in the incorporated or unincorporated portions of Bexar County. Notwithstanding the above requirement to cease all activities, this prohibition shall not extend to: (i) employees or contractors performing activities at their own residences (i.e. working from home or operation of a home-based business regardless of whether it constitutes an Exempted Business); (ii) operations to maintain security, upkeep, and maintenance of premises, equipment or inventory; (iii) IT or other operations that facilitate employees working from home.

(i) **Definitions of Exempted Business and Exempted Individual Activity:**

(a) For purposes of this Executive Order, **Exempted Activities** are defined as follows:

i) **Health and Safety Activities.** For example, to engage in activities or perform tasks essential to their health and safety, or to the health and safety of their family or household members (for example, obtaining food, medical supplies or medication, visiting a health care professional, or obtaining supplies needed to work from home) or to care for a family member or pet in another household.

ii) **Necessary Supplies.** To obtain necessary services or supplies for themselves and their family or household members, or to deliver those services or supplies to others (for example, food, pet supply, and any other



household consumer products, and products necessary to maintain the safety, sanitation, and essential operation of residences);

- iii) **Outdoor Activity.** To engage in activity in an outdoor open space, such as walking, biking, hiking, or running, provided the individuals comply with social distancing requirements of six feet; and/or
- iv) **Work at an Exempted Business.** Activities necessary to work at or to conduct an Exempted Business or to otherwise carry out activities specifically permitted in this Executive Order.

(b) For purposes of this Executive Order, **Exempted Businesses** are defined as follows:

- i) **Healthcare Services.** For example, healthcare operations, including hospitals, clinics, dentists, pharmacies, pharmaceutical and biotechnology companies, other healthcare facilities, healthcare suppliers, mental health providers, substance abuse service providers, blood banks, medical research, laboratory services, or any related and/or ancillary healthcare services. Home-based and residential-based care for seniors, adults, or children are also considered healthcare operations. Healthcare operations also includes veterinary care and all healthcare services provided to animals. This exemption shall be viewed broadly to avoid any impacts to the delivery of healthcare. *Healthcare operations do not include fitness and exercise gyms and similar facilities. Healthcare operations do not include elective medical, surgical, and dental procedures.*
- ii) **Government Functions.** For example, those services provided by local governments needed to ensure the continuing operation of these government agencies to provide for the health, safety and welfare of the public including law enforcement and operation of jails and detention facilities, fire and EMS or otherwise necessary for health and safety of residents of Bexar County.
- iii) **Education and Research.** To include educators or other personnel supporting public and private K-12 schools, colleges, and universities for purposes of facilitating distance learning or performing other functions in support of Exempted Individual Activities or Exempted Businesses and companies engaged in science or engineering research and development.
- iv) **Infrastructure, Development, Operation and Construction.** For example, public works construction, construction of housing or other types of construction including commercial, manufacturing, airport operations and aircraft manufacturing, maintenance or repair, water, sewer gas, electrical, oil refining, roads and highways, public transportation, solid waste collection and removal, internet, and telecommunications systems (including the provision of essential global, national, and local infrastructure for computing services, business infrastructure, communications, and web-based services).

- v)e **Transportation.** Businesses related to the operation, maintenance, construction, and manufacture of transportation services. For example, a) vehicle manufacturers, automotive suppliers and parts departments, car dealerships, parts distributors, maintenance and repair facilities; b) public transportation; c) businesses supporting airport operations; d) street and highway maintenance and construction; e) gas stations and other fuel distribution businesses; f) vehicles for hire including taxis and rideshare.e
- vi)e **IT Services.** For example, businesses and activity necessary to maintain internet and telecommunications systems, including the provision of essential global, national, and local infrastructure for computing services, business infrastructure, communications, and web-based services.e
- vii)e **Food, Household Staples and Retail.** For example, food service providers, including grocery stores, warehouse stores, big-box stores, liquor stores, bodegas, gas stations, and farmers' markets that sell food products and household staples for pick-up or businesses that ship or deliver groceries, food, goods or services directly to residences. Nothing shall restrict employees supporting pick-up or delivery under this exception so long as there is sufficient space to implement social distancing. Restaurants prepared food retailers, microbreweries, micro-distilleries, or wineries and other facilities that prepare and serve food, but **only for delivery, curbside pick-up or carry out.** Schools and other entities that typically provide free services to students or members of the public on a pick-up/take-away basis.e
- viii)e **Services to Economically Disadvantaged Populations.** For example, transit services, nonprofits and other businesses that provide food, shelter, and social services, and other necessities of life for economically disadvantaged or otherwise needy individuals.e
- ix)e **Services Necessary to Maintain Residences or Support Exempt Businesses.** For example, hotels and other temporary residence facilities, laundromats, dry cleaners, and laundry service providers, trash and recycling collection, processing and disposal, mail and shipping services, building cleaning and maintenance, warehouse/distribution and fulfillment, and storage for Essential Businesses. This shall include plumbers, electricians, exterminators, and other service providers who provide services that are necessary to maintaining the safety, sanitation, and essential operations of residences, Essential Activities, and Exempted Businesses. Professional services, such as legal or accounting services, when necessary to assist in compliance with legally mandated activities.e
- x)e **News Media.** To include newspapers, television, radio, and other media services.e
- xi)e **Financial Institutions and Insurance Services.** To include banks, credit unions, and other financial institutions and service providers as well as companies providing insurance services and products.e

- xii) **Childcare Services.** To include childcare facilities providing services that enable employees exempted in this Executive Order to work as permitted.
- xiii) **Worship Services.** Religious and worship services may only be provided by video, teleconference or other remote measures.
- xiv) **Funeral Services.** For example, funeral homes, crematoriums and cemeteries.
- xv) **CISA Sectors.** All business and operations necessary to the operation and maintenance of the 16 critical infrastructure sectors as identified by the National Cybersecurity Infrastructure Agency ("CISA") and outlined at: <https://www.cisa.gov/sites/default/files/publications/CISA-Guidance-on-Essential-Critical-Infrastructure-Workers-1-20-508c.pdf>


- 3.e That Bexar County rental property owners temporarily suspend evictions for at least the next 30 days to prevent renters from being displaced due to the public health emergency;
- 4.e That foreclosure proceedings within Bexar County be temporarily suspended for at least the next 30 days to prevent the displacement of occupants during the public health emergency;
- 5.e That residents of Bexar County conduct essential Bexar County business online or via regular mail to avoid visiting any Bexar County facilities unless absolutely necessary.
- 6.e That no person shall sell any of the following goods or services for more than the price the person charged for the goods or services on 11:59 p.m. on Thursday, March 19, 2020 and continuing during the pendency of this Executive Order:
  - 1) Groceries, beverages, toilet articles, ice;
  - 2) Restaurant, cafeteria, and boarding-house meals; and
  - 3) Medicine, pharmaceutical, and medical equipment and supplies.
- 7.e That as of the date of this Executive Order and continuing for the remainder of the period set out in the joint third amended emergency order of the Supreme Court of Texas in Misc. Docket No. 20-9044 and the Court of Criminal Appeals of Texas in Misc. Docket No. 20-008, all courts within Bexar County restrict non-essential in person proceedings in accordance with this Executive Order and the Declaration of Public Health Emergency of the City of San Antonio. Section 9 of this Executive Order shall hereby be suspended as to this Section 7.e
- 8.e That people who are sick should stay at home and not engage in any activity outside of their residence unless related to treatment or health care. If someone in a household has tested positive for COVID-19, then the other members of the household should consider themselves positive if they become symptomatic

and follow the current policies and procedures in place for isolation and quarantine.

9. That any peace officer or other person with lawful authority is hereby authorized to enforce the provisions of this Executive Order in accordance with the authority granted under the Texas Disaster Act of 1975. Any person who violates this Executive Order may be subject to a fine not exceeding \$1,000 or confinement for a period not exceeding 180 days.
10. The sections, paragraphs, sentences, clauses and phrases of this Executive Order are severable and if any phrase, clause, sentence, paragraph or section of this Executive Order should be declared invalid by the final judgment or decree of any court or competent jurisdiction, such invalidity shall not affect any of the remaining phrases, clauses, sentences, paragraphs and sections that can be given effect without the invalid provision, and to this end, the provisions of this Executive Order are severable.

- II. All provisions of the executive orders of Governor Greg Abbott either existing or as, if and when issued, shall be automatically incorporated into and constitute terms of this Executive Order enforceable as if set forth herein without necessity for the issuance of any further orders. To the extent that there is a conflict between this Executive Order and any executive order of the Governor, the strictest order shall prevail.

**DECLARED this 23<sup>rd</sup> day of March, 2020**

  
NELSON W. WOLFF  
Bexar County Judge



\*VG-247-2020-20200012425\*

**File Information**

**FILED IN THE OFFICIAL PUBLIC RECORDS OF BEXAR COUNTY  
LUCY ADAME-CLARK, BEXAR COUNTY CLERK**

**Document Number:** 20200012425  
**Recorded Date:** March 23, 2020  
**Recorded Time:** 5:13 PM  
**Total Pages:** 7  
**Total Fees:** \$0.00

**\*\* THIS PAGE IS PART OF THE DOCUMENT \*\***

**\*\* Do Not Remove \*\***

Any provision herein which restricts the sale or use of the described real property because of race is invalid and unenforceable under Federal law

STATE OF TEXAS, COUNTY OF BEXAR

I hereby Certify that this instrument was FILED in File Number Sequence on this date and at the time stamped hereon by me and was duly RECORDED in the Official Public Record of Bexar County, Texas on:  
3/23/2020 5:13 PM



*Lucy Adame-Clark*  
Lucy Adame-Clark  
Bexar County Clerk

## BEXAR COUNTY



EXECUTIVE ORDER NW-05 OF COUNTY JUDGE NELSON W. WOLFF  
ISSUED APRIL 6, 2020

WHEREAS, pursuant to Texas Government Code Section 418.108, Bexar County Judge Nelson W. Wolff declared a state of local disaster on March 13, 2020 due to imminent threat arising from COVID-19;

WHEREAS, in accordance with Texas Government Code Section 418.108(b), on March 18, 2020, the Bexar County Commissioners Court approved an Order Continuing Declaration of State of Local Disaster for Bexar County (hereafter, the "*Order of Continuation of Declaration*");

WHEREAS, in accordance with Texas Government Code Section 418.108(b), the consent by Commissioners Court authorizes the Bexar County Judge to continue to exercise the powers granted by the Texas Disaster Act of 1975 for the period specified in the Order of Continuing Declaration;

WHEREAS, on March 13, 2020, Texas Governor Greg Abbott issued a declaration of public health disaster in and for the State of Texas and on March 19, 2020, the Texas Department of State Health Services issued a declaration of a public health disaster in the State of Texas for the first time since 1901;

WHEREAS, on March 18, 2020 the Bexar County Commissioners Court approved the Order of Continuation of Declaration and authorized the Bexar County Judge to take such actions as are necessary in order to protect the health, safety and welfare of the citizens of Bexar County;

WHEREAS, the County Judge has determined that extraordinary emergency measures must be taken to mitigate the effects of this public health emergency and to facilitate a response to the public health threat;

WHEREAS, a County Judge is authorized to control ingress to and egress from a disaster area and control the movement of persons and occupancy of premises on an appropriate local scale in accordance with Section 418.108(g) of the Texas Government Code and his authority as Emergency Management Director; and

WHEREAS, it is the intent of this Executive Order to remain as consistent with and to harmonize, to the extent possible, the executive orders of Governor Greg Abbott and the mandates contained in the current declaration of the Mayor of the City of San Antonio (as extended or modified);

WHEREAS, by the authority vested in me as Bexar County Judge and as the Emergency Management Director for the County of Bexar to continue to protect the health and safety of the community and address developing and rapidly changing circumstances when presented by the current public health emergency, I hereby rescind my previous Executive Orders and any Supplemental Executive Orders and issue this revised Executive Order in their place.

**PURSUANT TO THE TEXAS DISASTER ACT OF 1975, BEXAR COUNTY JUDGE NELSON W. WOLFF HEREBY ISSUES THIS EXECUTIVE ORDER AS FOLLOWS:**

- I. Effective as of 11:59 p.m. on Tuesday, April 7, 2020, and continuing through 11:59 p.m. on April 30, 2020 in accordance with executive order GA 14 of Governor Greg Abbott, unless extended, modified or terminated early by Bexar County Judge Nelson W. Wolff or as otherwise indicated below:
  1. Subject to the definitions and further guidance set out in Subsection (i) below, that all persons currently residing within the incorporated and unincorporated territory of Bexar County are hereafter directed to stay at home (*“Stay Home Work Safe Measures”*). All persons may only leave their residences to engage in allowable activities which shall include Exempted Activities or Exempted Businesses (as defined below) but must implement all social distancing requirements and adopt other mitigating measures. All public or private gatherings of any number of people occurring outside a single household are hereafter prohibited, except as otherwise provided herein. Nothing in this Executive Order prohibits the gathering of members within a household.
  2. With the exception of Exempted Businesses, as defined below, that all businesses operating within Bexar County are required to cease all activities at any facility located in the incorporated or unincorporated portions of Bexar County. Notwithstanding the above requirement to cease all activities, this prohibition shall not extend to: (i) employees or contractors performing activities at their own residences (i.e. working from home or operation of a home-based businesses regardless of whether it constitutes an Exempted Business); (ii) operations to maintain security, upkeep, and maintenance of premises, equipment or inventory; (iii) IT or other operations that facilitate employees working from home.
    - (i) **Definitions of Exempted Business and Exempted Individual Activity:**
      - (a) For purposes of this Executive Order, **Exempted Activities** are defined as follows:

- i) **Health and Safety Activities.** For example, to engage in activities or perform tasks essential to their health and safety, or to the health and safety of their family or household members (for example, obtaining food, medical supplies or medication, visiting a health care professional, or obtaining supplies needed to work from home) or to care for a family member or pet in another household.
- ii) **Necessary Supplies.** To obtain necessary services or supplies for themselves and their family or household members, or to deliver those services or supplies to others (for example, food, pet supply, and any other household consumer products, and products necessary to maintain the safety, sanitation, and essential operation of residences);
- ii) **Outdoor Activity.** To engage in activity in an outdoor open space, such as walking, biking, hiking, or running, provided the individuals comply with social distancing requirements of six feet; and/or
- iii) **Work at an Exempted Business.** Activities necessary to work at or conduct an Exempted Business or to otherwise carry out activities specifically permitted in this Executive Order.

(b) For purposes of this Executive Order, **Exempted Businesses** are defined as follows:

- i) **Healthcare Services.** Business activity related to the providing or delivering of healthcare services. For example:
  - 1. hospitals, clinics, dentists, pharmacies, pharmaceutical and biotechnology companies, other healthcare facilities, including veterinary services,
  - 2. healthcare suppliers, home healthcare services providers, mental health providers, substance abuse providers,
  - 3. blood banks, medical research, or any related and/or ancillary healthcare services, veterinary care provided to animals.
  - 4. Home-based care for seniors, adults, or children. Residential facilities and shelters for seniors, adults, and children.

*Healthcare services do not include fitness and exercise gyms and similar facilities and do not include elective medical, surgical, and dental procedures*
- ii) **Government Functions.** For example, business activity related to the operations or services provided by government for the continuing operation of the government or its agencies to provide for the health, safety and welfare of the public, including, but not limited to, public safety, solid waste collection, and utility operations.
- iii) **Education and Research.** To include educators or other personnel supporting public and private K-12 schools, colleges, and universities for purposes of facilitating distance learning or performing other functions in support of Exempted Individual Activities or Exempted Businesses and those companies engaged in science or engineering research and development.



- iv) **Infrastructure, Development, Operation and Construction.** For example, public works construction, construction of housing or other types of construction including commercial, manufacturing, airport operations and aircraft manufacturing, maintenance or repair, water, sewer gas, electrical, oil refining, roads and highways, public transportation, solid waste collection and removal, internet, and telecommunications systems (including the provision of essential global, national, and local infrastructure for computing services, business infrastructure, communications, and web-based services).
- v) **Transportation.** Business related to the operation, maintenance, construction, and manufacture of transportation services. For example:
  - 1. Vehicle manufacturers, automotive suppliers, car dealerships, parts distribution, maintenance and repair facilities
  - 2. Public transportation
  - 3. Businesses supporting airport operations
  - 4. Street and highway maintenance and construction
  - 5. Gas stations and other fuel distribution businesses
  - 6. Vehicles for hire including taxis and rideshare
- vi) **IT Services.** For example, businesses and activity necessary to maintain internet and telecommunications systems, including the provision of essential global, national, and local infrastructure for computing services, business infrastructure, communications, and web-based services.
- vii) **Food, Household Staples and Retail.** For example, food service and food distribution providers including grocery stores, warehouse stores, big-box stores, liquor stores, bodegas, gas stations, and farmers' markets that sell food products and household staples. Businesses that ship or deliver groceries, food, goods or services directly to residences or provide for pick-up options, including restaurants. Notwithstanding the above exemption, all exempted food, household staples and retail establishments, including those doing pick-up/delivery shall:
  - i. Limit the amount of people at pickup or in an establishment so that social distancing may be maintained;
  - ii. Implement an organized line system where people are spaced at least 6 feet apart; and
  - iii. Post in a highly visible location, the establishment's guidelines that meet (a) and (b) above.

The restriction of delivery or carry out does not apply to cafes and restaurants located within hospital and medical facilities. Schools and other entities that typically provide free services to students or members of the public on a pick-up/take-away basis may continue. Laundromats, dry cleaners, and laundry service providers and businesses that supply products needed for people to work from home are included in Household Staples Retail.

- vii) **Services to Economically Disadvantaged Populations.** For example, transit services, nonprofits and other businesses that provide food, shelter, and social services, and other necessities of life for economically disadvantaged or other vulnerable individuals.
- viii) **Services Necessary to Maintain Residences or Support Exempt Businesses.** For example,
  - 1. Hotels and other temporary residence facilities,
  - 2. Trash and recycling collection, processing and disposal,
  - 3. mail and shipping services, building cleaning and maintenance, auto repair, warehouse/distribution and fulfillment, and storage for essential businesses,
  - 4. Plumbers, electricians, exterminators, moving services and other service providers who provide services to maintain the safety, sanitation, and operations of residences, and
  - 5. Professional services, such as legal or accounting services when necessary to assist in compliance with legally mandated activities, such as filing of taxes.
- ix) **News Media.** To include newspapers, television, radio, and other media services.
- x) **Financial Institutions and Insurance Services.** To include banks, credit unions, and other financial institutions and nontraditional lending businesses and service providers as well as companies providing insurance services and products.
- xii) **Childcare Services.** To include licensed childcare facilities, organizations, or individuals providing childcare services.
- xiii) **Worship Services.** Religious services conducted in churches, congregations, and houses of worship, but by remote audio, video, or teleconference whenever possible in accordance with Governor Greg Abbott's executive order GA 14 and the guidance provided by that office.
- xiv) **Funeral Services.** For example, funeral homes, crematoriums and cemeteries.
- xv) **CISA Sectors.** All businesses and industries listed by the U.S. Department of Homeland Security in its Guidance on the Essential Critical Infrastructure Workforce, Version 2.0 available at: [https://www.cisa.gov/sites/default/files/publications/CISA\\_Guidance\\_on\\_the\\_Essential\\_Critical\\_Infrastructure\\_Workforce\\_Version\\_2.0\\_Update\\_d.pdf](https://www.cisa.gov/sites/default/files/publications/CISA_Guidance_on_the_Essential_Critical_Infrastructure_Workforce_Version_2.0_Update_d.pdf)
- xvi) **Other Essential Services.** Those services added to a list of essential services by approval of the Texas Division of Emergency Management (TDEM). TDEM shall maintain an online list of essential services, as specified in the executive order of Governor Greg Abbott and in any approved additions and those deemed as essential services by TDEM shall automatically be incorporated into this Executive Order.

3. That Bexar County rental property owners temporarily suspend evictions during the pendency of this Executive Order to prevent renters from being displaced due to the public health emergency.
4. That foreclosure proceedings within Bexar County be temporarily suspended during the pendency of this Executive Order to prevent the displacement of occupants during the public health emergency.
5. That the following restrictions, limitations or requirements shall apply to all parks, private and public recreational areas and golf courses as follows:

**a. Bexar County Public Parks**

- i. That County-owned community centers, civil centers, clubhouses, adult and senior centers (except for meal pick up), park badminton courts, ballfields, basketball courts, bocce ball courts, handball courts, outdoor exercise equipment, pickle ball courts, playgrounds, racquetball courts, skate plazas, splash pads, squash courts, tennis courts, and volley ball shall be closed to the public. These closures will remain in effect until this Executive Order NW-05 of the Bexar County Judge and the Texas Governor's Executive Order GA-14 are rescinded or expire.
- ii. Beginning at 11:59 PM on Friday, April 10, 2020 that all persons must vacate County parks and all County parks will be closed to the public until 5:00 AM on Monday, April 13, 2020. Park trails, linear parks, and greenways will remain open for walking, running, or biking as long as users consistently follow social distancing.

**b. Private and Public Recreational Areas**

- i. That all public and private recreational areas where social distancing and sanitizing requirements are difficult or impossible to meet, including community, school, apartment, private club and Home Owner Association, badminton courts, ballfields, basketball courts, bocce ball courts, handball courts, outdoor exercise equipment, pickle ball courts, playgrounds, racquetball courts, skate plazas, splash pads, squash courts, tennis courts, and volley ball courts be closed for the duration of this Executive Order.
- ii. Community, school, apartment, private club and Homeowner Association park trails, linear parks and greenways may remain open for walking, running, or biking as long as users consistently follow social distancing.



points, citizens and employees shall be asked certain risk-related questions and their temperature taken by least obtrusive means. Any individual with a temperature exceeding 100 °F or who fails the screening process will be not be allowed to enter the building. Citizens are encouraged to call the department or office you are attempting to visit prior to visiting a county-owned or leased facility. All social distancing measures must be implemented at the above-described control points.

8. That residents of Bexar County conduct essential Bexar County business online or via regular mail to avoid visiting any Bexar County facilities unless absolutely necessary.
9. That during the pendency of this Executive Order, no person or business entity ("Seller") shall engage in price gouging by selling any of the following goods or services for more than the regular retail price the Seller charged for the goods or services on March 19, 2020, except where an increased retail price is the result of documented cost increases from suppliers or other similar cost increases (including the loss of supplier funds to support products):
  - 1) Groceries, beverages, toilet articles, ice;
  - 2) Restaurant, cafeteria, and boarding-house meals; or
  - 3) Medicine, pharmaceutical, and medical equipment and supplies.
10. That as of the date of this Executive Order and continuing for the remainder of the period of the joint third amended emergency order of the Supreme Court of Texas in Misc. Docket No. 20-9044 and the Court of Criminal Appeals of Texas in Misc. Docket No. 20-008, all courts within Bexar County restrict non-essential in person proceedings in accordance with this Executive Order and the Declaration of Public Health Emergency of the City of San Antonio. Section 9 of this Executive Order shall hereby be suspended as to this Section 7.
11. That due to the risk of a COVID-19 outbreak in the Bexar County Adult Detention Center:
  - a. I hereby direct that the Bexar County District Attorney's Office, the Public Defender's Office, the Office of Criminal Justice Policy, Planning & Programs, the District and County Clerks and the judiciary continue to work diligently together with the Bexar County Sheriff's Office to identify persons whose charged offenses and backgrounds pose little to no risk to public safety and who may be eligible for pretrial release.

- b. I further direct that those offices and instrumentalities take appropriate action to provide for the immediate release of the individuals so identified in Section 11(a) above in accordance with any applicable law in order to mitigate the grave threat posed by a concentrated outbreak of COVID-19 in the facility.
- c. Under no circumstances shall this Executive Order be interpreted in a manner as to require or direct the release on personal bond of any person previously convicted of a crime that involves physical violence or the threat of physical violence, or any person currently arrested for such a crime that is supported by probable cause in violation of executive order GA 13.


12. That people who are sick should stay at home and not engage in any activity outside of their residence unless related to treatment or health care. If someone in a household has tested positive for COVID-19, then the other members of the household should consider themselves positive if they become symptomatic and follow the current policies and procedures in place for isolation and quarantine.

13. That any peace officer or other person with lawful authority is hereby authorized to enforce the provisions of this Executive Order in accordance with the authority granted under the Texas Disaster Act of 1975. Any person who violates this Executive Order may be subject to a fine not exceeding \$1,000 or confinement for a period not exceeding 180 days.

14. The sections, paragraphs, sentences, clauses and phrases of this Executive Order are severable and if any phrase, clause, sentence, paragraph or section of this Executive Order should be declared invalid by the final judgment or decree of any court or competent jurisdiction, such invalidity shall not affect any of the remaining phrases, clauses, sentences, paragraphs and sections that can be given effect without the invalid provision, and to this end, the provisions of this Executive Order are severable.

II. All provisions of the executive orders of Governor Greg Abbott either existing or as, if and when issued, which are made applicable to all jurisdictions by law shall be automatically incorporated into and constitute terms of this Executive Order, enforceable as if set forth herein without necessity for the issuance of any further orders.

**ORDERED** this 6th day of April, 2020

  
\_\_\_\_\_  
NELSON W. WOLFF  
Bexar County Judge



**KEN PAXTON**  
ATTORNEY GENERAL OF TEXAS

March 25, 2020

To: All Elected and Appointed State Officials, Executive Directors, Board Members, and Agency Officers

Our office has received numerous questions about the extent to which State agencies, State officials, and State agents may be impacted by disaster declarations and orders issued by political subdivisions that restrict the movement of persons and the operation of businesses within their respective jurisdictions. We conclude that political subdivisions may not restrict the ability of any State agency, State agent or State contractor to provide governmental services.

On March 13, 2020, Governor Abbott declared a state of disaster in all Texas counties in response to the novel coronavirus disease 2019 (COVID-19), authorizing the use of all available State and local resources that are reasonably necessary to cope with the disaster. The Governor of the State Texas, Proclamation of March 13, 2020. Subsequently, Governor Abbott issued an executive order to further mitigate the spread of COVID-19. Executive Order GA-08 (Mar. 19, 2020). Importantly, this order provided that “[a]ll critical infrastructure will remain operational, and *government entities* and businesses will continue providing essential services.” *Id.* at 2 (emphasis added).

Questions about continuing operations of State government have arisen because various political subdivisions have declared local states of disaster and issued related orders restricting the movement of persons and the operation of businesses and entities located within their jurisdictions. These declarations and orders are not uniform in their purported application: some expressly recognize that the local orders do not purport to control the operations of the State or Federal Governments, whereas others do not contain such express exemptions.

The Texas Disaster Act of 1975 authorizes the Governor to declare a state of disaster if a disaster has occurred or the threat or occurrence of a disaster is imminent. Tex. Gov’t Code § 418.014(a). A declaration by the Governor activates the State’s emergency management plans and authorizes the use of any necessary forces and emergency supplies. *Id.* § 418.015(a). In addition, the Governor may use all available resources of the State and of any political subdivision that are reasonably necessary to respond to the disaster and may control access to and the movement of people and occupancy of premises within a disaster area. *Id.* §§ 418.017(a), .018(c).

Likewise, the Act authorizes the presiding officer of the governing body of a political subdivision to declare a local state of disaster. *Id.* § 418.108(a). A declaration by the local officer activates the applicable local emergency response plans. *Id.* § 418.108(d). Like the Governor, local officers may also control access to and the movement of people and occupancy of premises within a disaster area. *Id.* § 418.108(g). Yet, unlike the Governor’s authority, local officers may only exercise authority in an “area under the jurisdiction and authority of” the officer. *Id.*


As a general matter, the State, its agencies and its property are not under the jurisdiction and authority of a local officer under section 418.108. The State of Texas is a free and sovereign state, subject only to the United States and Texas Constitutions. *See* Tex. Const. art. I, § 1. Conversely, local governments derive their existence and power from the State and are confined to regulating only as consistent with the State Constitution and laws. *See id.* art. XI, § 5 (providing that no ordinance shall be inconsistent with the Constitution or general laws of the State); Tex. Gov't Code §§ 51.012, .032 (providing that municipal ordinances may not be inconsistent with state law); *City of Laredo, Tex. v. Laredo Merchants Assoc.*, 550 S.W.3d 586, 592 (Tex. 2018) (same).

Local authority to control the movement of people and the occupancy of premises under local states of disaster are expressly limited to those areas “under the jurisdiction and authority of” the local officer. Tex. Gov't Code § 418.108(g). As agents of the State, local governments lack authority to control the State and its agencies. *See e.g.*, Tex. Att'y Gen. Ops. JM-117 (1983) at 2–3 (concerning building and zoning ordinances), MW-508 (1982) at 4–5 (concerning city fire codes), M-182 (1968) at 2 (concerning municipal building permits); *see also* Tex. Gov't Code § 211.013(c) (excluding property owned or controlled by the state or federal government from zoning regulations). Moreover, the State does not subject itself to local regulation simply by granting authority to local governments to regulate. *See* Tex. Att'y Gen. Op. M-182 (1968) at 2. Because the State and its agencies and property are not under the jurisdiction or authority of local officials for purposes of section 418.108, local action under that provision cannot circumscribe State functions.

Nor does the Constitution allow local actions to impair the obligation of State contracts. *See* Tex. Const. art. I, § 16. Where, as here, fulfilling State functions may include utilizing the services of State contractors, the Constitution expressly prohibits enacting any law—state or local—that impairs that right.

Furthermore, under the Act Governor Abbott “may issue executive orders, proclamations, and regulations and amend or rescind them.” Tex. Gov't Code § 418.012. These orders, proclamations, and regulations “have the force and effect of law.” *Id.* As such, they constitute general laws of the State. And because local governments cannot enact laws that are inconsistent with State law, Governor Abbott's orders operate to limit local authority to regulate. *See* Tex. Const. art. XI, § 5; *City of Laredo* 550 S.W.3d at 592. Here, Governor Abbott's order expressly allows government entities to continue performing essential services. Because his order carries the force and effect of law, it supersedes local action to the extent of any conflict.

Very truly yours,



Jeffrey C. Mateer  
First Assistant Attorney General





## CITY COUNCIL AGENDA ITEM REQUEST FORM

---

**MEETING DATE:** May 14, 2020

**AGENDA PLACEMENT:**

- CONSENT
- INDIVIDUAL
- PRESENTATION
- CLOSED

**CAPTION:**

Discussion of and action on a Resolution of the City Council of the City of Helotes, Texas, approving a project of the Helotes Economic Development Corporation (HEDC) to establish a Small Business Assistance Program that will offer zero (0%) interest loans to businesses within the corporate limits of Helotes that have been impacted by the coronavirus (COVID-19); and authorizing the HEDC Executive Director to take all necessary steps to implement the provisions of this Resolution. (Staff)

**EXECUTIVE SUMMARY:**

The Helotes Economic Development Corporation (HEDC) is a Type B Corporation. Pursuant to Local Government Code, Section 505.158, a Type B Corporation may not undertake a project that requires an expenditure of more than \$10,000.00 until the governing body of the corporation's authorizing municipality adopts a Resolution authorizing the project after giving the Resolution at least two separate readings.

HEDC staff has researched several programs to provide financial assistance to small businesses located in the City of Helotes in response to the coronavirus (COVID-19) pandemic. COVID-19 has had, and continues to have, a significant impact on our local economy by limiting the services that may be offered by many City businesses or causing their temporary closure, resulting in layoffs and financial hardship. In the interest of reducing the economic impact of COVID-19 on local businesses located within the City of Helotes, the HEDC Board of Directors and Staff propose this program to assist our local businesses.

Staff contacted Community Development Financial Institution (CDFI) lenders to seek partnership with the EDC and to administer the program. A Special HEDC meeting was held on April 30, 2020 to discuss program needs, setting the program parameters, and decide on a CDFI lender to administer the program. The program will provide a minimum of \$5,000.00 to a maximum of \$20,000.00 in zero (0%) interest loans to each eligible Helotes small business that has been adversely impacted by COVID-19 pandemic until available funds are allocated.

Some of the eligibility requirements for each business prior to receiving assistance through the program is each Helotes business must first demonstrate its needs for the funds, and must meet these minimum qualifications:

- Located within the corporate limits of the City of Helotes and must be in current compliance with the City of Helotes Code of Ordinances, including all applicable zoning and land use ordinances
- Not a home-based business
- Must have a current Certificate of Occupancy in Helotes
- Must have been in business since May 2019
- Must be a sales tax producing business
- Must demonstrate a loss of revenue in the period beginning March 1, 2020 due to the COVID-19 crisis using the twelve (12) previous months as a basis
- Must be able to repay the new loan payment
- Must provide verification of available collateral owned free and clear by the business or owner
- Has not received a Bexar County, State or Federal COVID-19 loan or grant; will be evaluated on a case by case basis

A significant number of applications are expected to be received. There are many businesses who are struggling and will continue to struggle due to the economic impact of COVID-19.

**FINANCIAL IMPACT:**

The HEDC current unreserved balance is \$816,095.00.

Total funding for the program is \$336,000.00.

- \$300,000.00 Loan Distribution
- \$36,000.00 Administration Fees to be paid monthly over a thirty-six (36) month period.

**ATTACHMENTS:**

Attachment A – Local Government Code, Chapter 505 Type B Corporation, Section 505.158  
Attachment B – Resolution  
Attachment C – PowerPoint Presentation

**PREPARED BY:** Marian Mendoza, City Administrator

**DATE SUBMITTED:** May 5, 2020

Sec. 505.157. PROJECTS RELATED TO BUSINESS ENTERPRISES IN LANDLOCKED COMMUNITIES. (a) In this section, "landlocked community" means a municipality that:

(1) is wholly or partly located in a county with a population of two million or more; and

(2) has within its municipal limits and extraterritorial jurisdiction less than 100 acres that can be used for the development of manufacturing or industrial facilities in accordance with the municipality's zoning laws or land use restrictions.

(b) For a landlocked community that authorizes or has authorized the creation of a Type B corporation, "project" also includes expenditures found by the board of directors to be required for the promotion of new or expanded business enterprises in the landlocked community.

Added by Acts 2007, 80th Leg., R.S., Ch. 885 (H.B. 2278), Sec. 3.01, eff. April 1, 2009.

Sec. 505.158. PROJECTS RELATED TO BUSINESS DEVELOPMENT IN CERTAIN SMALL MUNICIPALITIES. (a) For a Type B corporation authorized to be created by a municipality with a population of 20,000 or less, "project" also includes the land, buildings, equipment, facilities, expenditures, targeted infrastructure, and improvements found by the corporation's board of directors to promote new or expanded business development.

(b) A Type B corporation may not undertake a project authorized by this section that requires an expenditure of more than \$10,000 until the governing body of the corporation's authorizing municipality adopts a resolution authorizing the project after giving the resolution at least two separate readings.

Added by Acts 2007, 80th Leg., R.S., Ch. 885 (H.B. 2278), Sec. 3.01, eff. April 1, 2009.

Sec. 505.159. HEARING REQUIRED TO UNDERTAKE PROJECT. (a) Except as provided by Subsection (b), a Type B corporation shall hold at least one public hearing on a proposed project before spending money to undertake the project.

(b) A Type B corporation the creation of which was authorized by a municipality with a population of less than 20,000 is not required to hold

RESOLUTION NO. \_\_\_\_\_

**A RESOLUTION OF THE CITY COUNCIL OF THE CITY OF HELOTES, TEXAS APPROVING A PROJECT OF THE HELOTES ECONOMIC DEVELOPMENT CORPORATION; APPROPRIATING \$336,000.00 FROM THE HELOTES ECONOMIC DEVELOPMENT CORPORATION BUDGET TO ESTABLISH A SMALL BUSINESS ASSISTANCE PROGRAM TO PROVIDE IMMEDIATE, SHORT-TERM FINANCIAL AID TO QUALIFIED SMALL BUSINESSES THAT HAVE BEEN IMPACTED BY COVID-19 IN THE CITY OF HELOTES; COMPLYING WITH TEXAS LOCAL GOVERNMENT CODE, SECTION 505.158; PROVIDING FOR TWO SEPARATE READINGS; AUTHORIZING THE EXECUTIVE DIRECTOR TO TAKE ALL NECESSARY STEPS TO IMPLEMENT THE PROVISIONS OF THIS RESOLUTION; INCORPORATING RECITALS, SEVERABILITY, AND ADOPTING AN EFFECTIVE DATE.**

**WHEREAS**, the City of Helotes, Texas ("City") authorized the creation of the City of Helotes Economic Development Corporation ("HEDC"), a Type B Economic Development Corporation; and

**WHEREAS**, Texas Local Government Code, Section 505.158, requires that a Type B Corporation may not undertake a project that requires an expenditure of more than \$10,000.00 until the governing body of the corporation's authorizing municipality adopts a Resolution authorizing the project after giving the Resolution at least two separate readings; and

**WHEREAS**, the HEDC has agreed to appropriate \$336,000.00 from its budget to establish a Small Business Loan Assistance Program to provide immediate, short-term financial assistance in the form of zero interest loans to qualified businesses that have been impacted by the novel coronavirus (COVID-19) located within the corporate city limits of Helotes; and

**WHEREAS**, COVID-19 has been recognized globally as a contagious respiratory virus and has caused closures of and limitations on local businesses; and

**WHEREAS**, the City Council finds the project will assist local businesses to create or retain primary jobs in the municipality and will serve the public health, safety and welfare of the City of Helotes

**NOW, THEREFORE, BE IT RESOLVED BY THE CITY COUNCIL OF THE CITY OF HELOTES, TEXAS THAT:**

**Section One. Approval.** The City Council hereby approves the HEDC project, being an appropriation of \$336,000.00 to establish a Small Business Loan Assistance Program.

**Section Two. Authorization.** The HEDC Executive Director is hereby authorized to take all necessary steps to implement the provisions of this Resolution.

**Section Three. Effective Date.** This Resolution shall take effect immediately after its passage at a second, separate reading.

**Section Four. Recitals.** The City Council finds all of the above recitals to be true and correct and incorporates the same in this Resolution as findings of fact.

**Section Five. Severability.** If any section, subsection, sentence, clause, or phrase of this Resolution is for any reason held to be unconstitutional or illegal, such decision shall not affect the validity of the remaining sections of this Resolution. The City Council hereby declares that it would have passed this Resolution, and each section, subsection, clause, or phrase thereof, irrespective of the fact that any one or more sections, subsections, sentences, clauses, or phrases be declared void.

**FIRST READING** by the City Council, of the City of Helotes, Texas on the 14<sup>th</sup> day of May, 2020.


**PASSED AND APPROVED ON ITS SECOND AND FINAL READING** by the City Council, of the City of Helotes, Texas on the 14<sup>th</sup> day of May, 2020.

**CITY OF HELOTES, TEXAS**

\_\_\_\_\_  
Thomas A. Schoolcraft, Mayor

**ATTEST:**

\_\_\_\_\_  
Celina Perez, City Secretary



## Small Business Assistance Loan Program

# *Background*



- Bexar County launched a \$5.65M loan and grant program exhausting all funds in two days
- SBA Payroll Protection Program (PPP) ran out of funds April 16<sup>th</sup>
- HEDC is proposing to create a Small Business Assistance Loan Program (SBALP) for City of Helotes businesses that have suffered financial losses as a result of COVID-19

# Overview



- Create a zero interest loan program to offer financial assistance to keep local businesses operational
- Loans up to \$20,000
  - 20 or fewer full time employees at all business locations
- Total funding
  - \$300,000 Loan Distribution
  - \$36,000 Administration Fee
- Staff will partner with a Community Development Financial Institution (CDFI) lender BCL of Texas administer the loans



# *Funding Availability*



- The HEDC current unreserved balance of \$816,095
- State law requires Type B organizations to hold a public hearing and wait 60 days before expending funds.
- If approved the soonest the HEDC could release funds would be July 2, 2020

# *Funding Options*



- BCL of Texas informed HEDC that they can provide up to \$200,000 (depending on total loan fund distribution amount) to start up the program and be reimbursed on July 2<sup>nd</sup> when HEDC funds can be expended.
- Written into the contract.
- They have their own working capital for emergency circumstances such as this.

# CDFI Lenders



| BCL of Texas               |  |
|----------------------------|--|
| <b>Background</b>          | <ul style="list-style-type: none"><li>• Established in 1990</li><li>• Austin Based</li></ul>   |
| <b>Recovery Rate</b>       | 95% to 98% depending on community population   |
| <b>Partnerships</b>        | Hutto, Austin, La Grange and Travis County   |
| <b>Application Process</b> | Online <a href="http://www.bcloftexas.org">www.bcloftexas.org</a> <ul style="list-style-type: none"><li>• Economic Injury Form</li><li>• Documentation Verification</li><li>• Credit Score Authorization</li></ul> In-Person at HEDC office <ul style="list-style-type: none"><li>• Submit Application &amp; Required Documents</li></ul> By Mail <ul style="list-style-type: none"><li>• Application and Required Documents</li></ul> |

# CDFI Lenders



| BCL of Texas                       |  |
|------------------------------------|--|
| <b>Cost for Agency</b>             | <p>Administration Fee – Flat Rate</p> <ul style="list-style-type: none"><li>• \$200,000 to \$399,000 Loan Fund</li><li>• \$36,000 Admin. Fee</li></ul>   |
| <b>Cost to Borrow</b>              | <ul style="list-style-type: none"><li>• \$100 Application Fee</li><li>• Deducted from loan disbursement</li></ul>  |
| <b>Other Professional Services</b> | <ul style="list-style-type: none"><li>• Education programs for borrows</li><li>• Assist in promoting the program</li><li>• Manage customer files &amp; loan servicing</li><li>• Pull credit reports as necessary at no cost to the borrow to verify and determine liabilities or collateral pledge</li></ul> |



# *How It Works*

- Business owners will complete an application and provide all required documentation
  - Are subject to credit review and financial assessment
- Loans will range from \$5,000 to \$20,000
- Funds for loans may be used for working capital, utilities, rent, insurance premiums, and payroll needs as a result of COVID-19
- Once approved, businesses will be required to submit receipts and/or invoices verifying proper use of the funds



# *Loan Terms*

- Initial 90-day deferral
- Loan amount will be based upon criteria setup by HEDC and CDFI Lender
- Terms are based on size of loan
  - 24 months for loans up to \$10,000
  - 36 months for loans up to \$20,000

# *Eligible Businesses*



- Located within the corporate city limits of Helotes
- Has not received a County, State and Federal COVID-19 loan – this will be reviewed on an individual basis
- Business must be in operation as of May 2019
- Business must of a current certificate of occupancy
- Must be a sales tax producing business
- Demonstrates a loss of revenue beginning March 1, 2020 as a result of COVID-19

# *Application Information*



- Business Ownership
- Business Impacts due to COVID-19
- Personnel Counts (and Reductions)
- Revenue Estimates (and Reductions)
- Use of Loan Funds
- Collateral both personal and business
- Ability to properly cover expenses and new loan payment





# *Approval Process*

- Applications will be accepted until a date to be determined depending on start date or when funds are exhausted
- The CDFI Lender will review applicants for compliance and send weekly reports to the EDC
- Higher priority will be given for:
  - Businesses with frequent and close contact with customers
  - Larger business revenue loss



# Questions



## CITY COUNCIL AGENDA ITEM REQUEST FORM

---

**MEETING DATE:** May 14, 2020

**AGENDA PLACEMENT:**

- PRESENTATION
- CONSENT
- INDIVIDUAL
- UNFINISHED BUSINESS
- CLOSED

**CAPTION:**

Discussion of and action on a Declaration of the City of Helotes, Texas extending a declaration order of local disaster and public health emergency for the City of Helotes as a result of the COVID-19 virus. (Staff)

**EXECUTIVE SUMMARY:**

On March 11, 2020, the World Health Organization declared that the COVID-19 outbreak should be characterized as a pandemic.

On March 13, 2020, Greg Abbott, the Governor of the State of Texas issued a proclamation that declared COVID-19 as an imminent threat of disaster.

On or around March 15, 2020, the Center for Disease Control and Prevention (CDC) issued revised guidance regarding social distancing and mass gatherings of 10 or more people.

City staff continues to work with the state, federal, local authorities and our emergency management team to pay close attention to the federal government's response to the Coronavirus issue. The City has taken measures to close/cancel events through May 31, 2020. The City has canceled all City sponsored social events and activities through this time as well.

On Friday, March 20, 2020, Mayor Schoolcraft proclaimed and signed a Declaration of Local Disaster and Public Health Emergency to be effective until March 27, 2020 for the City of Helotes.

On Thursday, March 26, 2020, City Council approved to extend the Declaration of Local Disaster and Public Health Emergency until May 27, 2020 for the City of Helotes.

The purpose of the Order is to be able to extend the Declaration of Local Disaster and Public Health Emergency for an additional 60 days.

**FINANCIAL IMPACT:**

Unknow at this time.

**ATTACHMENTS:**

Attachment A – Declaration of Public Health Emergency

**PREPARED BY:** Marian Mendoza, City Administrator

**DATE SUBMITTED:** May 7, 2020

**DECLARATION NO. 2020-03**

**A DECLARATION OF THE CITY OF HELOTES, TEXAS, EXTENDING A DECLARATION ORDER OF LOCAL DISASTER AND PUBLIC HEALTH EMERGENCY FOR THE CITY OF HELOTES AS A RESULT OF THE COVID-19 VIRUS; ESTABLISHING THE COMMENCEMENT DATE AND PERIOD; INCORPORATING RECITALS; AND PROVIDING FOR SEVERABILITY.**

**WHEREAS**, the novel coronavirus (COVID-19) has been recognized globally as a contagious respiratory virus; and

**WHEREAS**, COVID-19 continues to spread and to pose an increasing, imminent threat of disaster; and

**WHEREAS**, on Friday, March 13, 2020 Bexar County Judge issued a declaration of a local disaster and public health emergency; and

**WHEREAS**, the City of Helotes has followed the Bexar County declaration and cancelled non-essential events; and

**WHEREAS**, pursuant to the Texas Disaster Act of 1975, the Mayor is designated as the emergency management director of the City of Helotes, and may exercise the powers granted to the governor on an appropriate local scale; and

**WHEREAS**, on Friday, March 20, 2020 Mayor Thomas A. Schoolcraft determined that there was an imminent threat resulting from COVID-19 and issued a declaration of local disaster for the City of Helotes for a period of not more than seven (7) days; and

**WHEREAS**, on March 26, 2020, the City Council adopted Declaration No. 2020-02, continuing and extending the Mayor's amended declaration of local disaster for public health emergency for sixty (60) days to help abate the public health threat resulting from the COVID-19 pandemic; and

**WHEREAS**, the City Council of the City of Helotes has determined that the declaration of local disaster and public health emergency must be extended to respond quickly, prevent and alleviate the suffering of people exposed to and those infected with the virus, as well as those that could potentially be infected or impacted by COVID-19; and

**WHEREAS**, a declaration of local disaster and public health emergency includes the ability to reduce the possibility of exposure to disease, control the risk, promote health, compel persons to undergo additional health measures that prevent or control the spread of the disease, including isolation, surveillance, quarantine, or placement of persons under public health observations, including the provision of temporary housing or emergency shelters for persons misplaced or evacuated and request assistance from the governor of state resources.

**NOW, THEREFORE, BE IT PROCLAIMED, BY THE CITY COUNCIL OF THE CITY OF HELOTES, TEXAS THAT:**

**SECTION ONE.** Pursuant to Section 418.108(a) of the Texas Government Code, the Mayor declared a local state of disaster for the City of Helotes on Friday, March 20, 2020.

**SECTION TWO.** Pursuant to Section 418.108(b) of the Texas Government Code, the state of disaster shall continue for a period of not more than seven (7) days from the date of the declaration unless continued or renewed by the City Council of the City of Helotes. The declaration is hereby renewed and extended by the City Council for a period of sixty (60) days commencing on Friday, May 28, 2020.

**SECTION THREE.** Pursuant to Section 418.108(c) of the Texas Government Code, this declaration of a local state of disaster shall be given prompt and general publicity and shall be filed promptly with the City Secretary.

**SECTION FOUR.** Pursuant to Section 418.108(d) of the Texas Government Code, this declaration of a local state of disaster activates the City of Helotes's emergency management plan.

**SECTION FIVE.** Pursuant to Section 418.108(f) of the Texas Government Code, the Mayor may control ingress to and egress from a disaster within the City and may control movement of persons and the occupancy of premises in the area.

**SECTION SIX.** Pursuant to Section 418.108(h) of the Texas Government Code, the City of Helotes will, as a minimum standard, follow the evacuation, ingress to and egress from the City and movement and occupancy of premises as ordered by the Bexar County Judge.

**SECTION SEVEN.** The City Council finds all of the above recitals to be true and correct and incorporates the same in this Order as findings of fact.

**SECTION EIGHT.** If any section, subsection, sentence, clause, or phrase of this Order is for any reason held to be unconstitutional or illegal, such decision shall not affect the validity of the remaining sections of this Order. The City Council hereby declares that it would have passed this Order, and each section, subsection, clause, or phrase thereof, irrespective of the fact that any one or more sections, subsections, sentences, clauses, or phrases be declared void.

**SECTION NINE.** This Order shall commence on Friday, May 28, 2020 for a period of sixty (60) days.

**ORDERED** by the City Council of the City of Helotes this 14<sup>th</sup> day of May, 2020.

---

Thomas A. Schoolcraft, Mayor

**ATTEST:**

---

Celina Perez, City Secretary